www.pommier.eu

2023 / 2024

Catalogue / *Catalog*

POMMIER
innovative solutions for trucks

POMMIER
e-customer service

www.pommier.eu

INSCRIVEZ-VOUS DÈS MAINTENANT SUR NOTRE SITE POUR BÉNÉFICIER DE MULTIPLES AVANTAGES

REGISTER NOW ON OUR WEBSITE TO BENEFIT FROM SEVERAL ADVANTAGES

NOS SERVICES / *OUR SERVICES*

TÉLÉCHARGEZ FACILEMENT TOUTES LES INFORMATIONS UTILES SUR NOS PRODUITS

DOWNLOAD EASILY ALL USEFUL INFORMATION ABOUT OUR PRODUCTS

PLANS 3D
3D DRAWINGS

LEAFLETS, INSTRUCTIONS DE MONTAGE, HOMOLOGATIONS
LEAFLETS, ASSEMBLY INSTRUCTIONS, CERTIFICATES

CONSULTEZ LA DISPONIBILITÉ D'UN PRODUIT ET VOS PRIX EN TEMPS RÉEL À TOUT MOMENT DE LA JOURNÉE

CHECK PRODUCT AVAILABILITY AND PRICES IN REAL TIME AT ANY TIME OF THE DAY

DISPONIBILITÉS
AVAILABILITY

PRIX
PRICES

UTILISEZ NOTRE OUTIL DE PRÉCOMMANDE POUR FACILITER LA PRISE DE VOS COMMANDES

USE OUR PRE-ORDER SYSTEM TO SIMPLIFY YOUR ORDER PROCESS

PRÉCOMMANDE
PRE-ORDER

CONFIGUREZ AU MIEUX LE PRODUIT PARFAITEMENT ADAPTÉ À VOTRE BESOIN ET IDENTIFIEZ LES RÉFÉRENCES EXACTES À COMMANDER

CONFIGURE THE BEST PRODUCT FOR YOUR NEEDS AND IDENTIFY THE EXACT REFERENCES TO ORDER

NEMO

CONFIGURATEUR PRODUITS
PRODUCT CONFIGURATOR

Sommaire - *Summary*

ATTELAGES / *COUPLINGS* 27

ACCESSOIRES POUR ATTELAGES / *ACCESSORIES FOR COUPLINGS* 74
ANNEAUX D'ATTELAGE / *DRAWBAR EYES* 57
ATTELAGES À BROCHE / *BOLT COUPLING* 45
BARRES DE REMORQUAGE / *TOWING BARS* 51
CHAPES / *TOWING YOKES* 41
CROCHETS / *COUPLINGS* 34
TÊTES DE FLÈCHE / *DRAWBAR HEADS* 54
TRAVERSES VI / *TOW BAR* 70
TRAVERSES VUL / *TOW BAR FOR HOOK* 62

PROTECTIONS / *PROTECTION* 79

ACCESSOIRES DE PROTECTIONS LATÉRALES / *ACCESSORIES FOR SIDE GUARDS* 115
ACCESSOIRES POUR BARRES ANTI-ENCASTREMENT EU 2015 208 / *ACCESSORIES FOR EU 2015 208 UNDERRUN BARS* 90
ACCESSOIRES POUR BARRES ANTI-ENCASTREMENT R58-03 / *ACCESSORIES FOR R58-03 UNDERRUN BARS* 107
BAE EU 2015 208 POUR PORTEURS TOUT PTR / *EU 2015 208 UNDERRUN BAR FOR ALL GVWR TRUCKS* 81
BAE POUR PORTEURS 3,5T / *UNDERRUN BAR FOR 3.5 T TRUCKS* 92
BAE POUR PORTEURS 7,5T / *UNDERRUN BAR FOR 7.5 T TRUCKS* 93
BAE R58-03 POUR PORTEURS TOUT PTR / *R58-03 UNDERRUN BAR FOR ALL GVWR TRUCKS* 94
BUTOIRS BUTROLL / *BUTROLL BUFFERS* 129
BUTOIRS S.ROLL / *S.ROLL BUFFERS* 127
BUTOIRS, BUTÉES / *BUFFERS, BUMPERS* 132
PROFILS ET REMBARDES / *PROFILES AND RUBBER FENDERS* 135
PROTECTIONS LATÉRALES / *SIDE GUARDS* 109
SUPPORTS DE PROTECTIONS LATÉRALES ARTICULÉS / *TILTED SUPPORTS FOR SIDE GUARDS* 115
SUPPORTS DE PROTECTIONS LATÉRALES FIXES / *FIXED SUPPORTS FOR SIDE GUARDS* 115

FIXATIONS / *FIXINGS* 139

ÉTAGÈRES ET ACCESSOIRES / *SHELVES AND ACCESSORIES* 162
FIXATION SUR CHÂSSIS / *CHASSIS FIXATION* 140
INTÉRIEUR CAISSE / *BOX INSIDE* 144
PENDERIES À VIANDE / *MEAT HANGING SYSTEM* 165
SUPPORTS PORTE OUTILS / *TOOL STOWAGE CLAMP* 161
UTILISATION EXTÉRIEURE / *OUTSIDE USING* 154

OUVRANTS / *OPENINGS* 173

ARRÊTS DE PORTES / *DOOR RETAINERS* 350
ATTACHES / *FASTENERS* 174
AXES / *AXLES* 304
CHAPES / *HINGE BRACKETS* 295
CHARNIÈRES À ENCASTRER / *RECESSED HINGES* 311
CHARNIÈRES AVEC PASSAGE DE JOINT / *HINGES WITH OVER SEAL SPACE* 306
CHARNIÈRES CONTINUE / *CONTINUOUS HINGES* 327
CHARNIÈRES PLANES / *FLAT HINGES* 312
COMPOSANTS DE RIDELLES / *DROPSIDES COMPONENTS* 384
CRÉMONES À ENCASTRER / *RECESSED LOCKING GEAR KIT* 242
CRÉMONES À TRINGLE / *ROD LOCK* 229
CRÉMONES EN APPLIQUE / *EXTERNAL LOCKING GEAR* 234
CRÉMONES POUR PORTES SANS SAILLIE / *LOCKING GEAR KIT FOR FLUSH DOOR* 249
FERMETURES 1 POINT / *1 POINT LOCKING SYSTEM* 214
FERMETURES ET ACCESSOIRES / *LOCKS AND ACCESSORIES* 367

OUVRANTS / *OPENINGS* 173

FERMETURES ET SERRURES DE CABINES / *CABIN LOCKING SYSTEMS* 222
PAUMELLES / *LIFT-OFF HINGES* 330
PENTURES / *HINGES* 288
POIGNÉES, SERRURES ET LOQUETEAUX / *HANDLES, LOCKS AND LATCHES* 179
PORTES / *DOORS* 331
RELEVEURS DE CLOISON / *LIFTING DEVICE* 422
RIDELLES / *DROPSIDES* 361
TENSION DE BÂCHES / *CURTAIN TENSIONING* 410
TRAPPES DE VENTILATION / *VENTILATION DOOR* 419

ÉCLAIRAGES / *LIGHTING* 435

ÉCLAIRAGE INTÉRIEUR / *INTERIOR LIGHTING* 436

ACCESSOIRES SOUS-CHÂSSIS / *SUB-FRAME ACCESSORIES* 443

ACCESSOIRES DE ROUES / *WHEEL ACCESSORIES* 503
AILES / *MUDGUARDS* 475
BAVETTES / *MUD-FLAPS* 498
CHAÎNES À NEIGE AUTOMATIQUES / *AUTOMATIC SNOW CHAINS* 513
COFFRES ACIER / *STEEL TOOLBOXES* 446
COFFRES DIVERS ET ACCESSOIRES / *VARIOUS TOOLBOXES AND ACCESSORIES* 466
COFFRES INOX / *STAINLESS STEEL TOOLBOXES* 444
COFFRES PLASTIQUES / *PLASTIC TOOLBOXES* 450
EXTINCTEURS / *EXTINGUISHERS* 465

COMPLÉMENTS CARROSSERIE / *ADDITIONAL BODYWORK ACCESSORIES* 515

ACCÈS / *ACCESS* 625
ACCESSOIRES DE BÂCHAGE / *CURTAIN ACCESSORIES* 596
ACCESSOIRES DE CAISSE AMOVIBLE ET CONTENEUR / *CONTAINER ACCESSORIES* 616
ACCESSOIRES DE TOIT COULISSANT / *SLIDING ROOF ACCESSORIES* 591
ACCESSOIRES POUR BENNES ET PLATEAUX / *ACCESSORIES FOR TIPPER AND FLATBED* 606
ACCESSOIRES POUR CITERNES / *TANK ACCESSORIES* 519
ASSISTANCE AU RELEVAGE / *LIFTING ASSISTANCE* 574
BAIES / *WINDOWS* 571
DISPOSITIFS AÉRODYNAMIQUES / *AERODYNAMIC DEVICES* 518
JOINTS / *SEALS* 522
PORTES ARRIÈRE SECTIONNELLES / *MODULAR SECTIONAL REAR DOORS* 516
POTEAUX COULISSANTS / *SLIDING PILLARS* 592
PROFILS ALUMINIUM EXTÉRIEURS / *EXTERIOR ALUMINIUM PROFILES* 539
PROFILS ALUMINIUM INTÉRIEURS / *INTERIOR ALUMINIUM PROFILES* 534
REVÊTEMENTS DE SOLS / *FLOOR COVERING* 565
SÉCURITÉ / *SECURITY* 552
SIGNALISATION / *MARKING* 555
TOIT COULISSANT OPEN / *OPEN SLIDING ROOF* 586
VENTILATION / *VENTILATION* 567

Téléchargez tous les documents complémentaires sur nos produits sur www.pommier.eu (notices, plans 2D/3D, certificats d'homologation, etc.)

*Download all additional documents about our products on **www.pommier.eu** (fitting instructions, 2D/3D drawings, approval communication, etc.)*

1. ACCEPTATION DE L'ACHETEUR
Toute commande de marchandises et/ou de matériels (ci-après : les « produits ») comporte, de plein droit, l'acceptation sans réserve par l'acheteur (français ou étranger) de toutes les conditions figurant au présent document et sa renonciation à toute stipulation de ses propres conditions générales, le tout sauf conventions spéciales et écrites formellement acceptées par notre société.

2. PROJETS, ÉTUDES ET DOCUMENTS
Les projets, études et documents de toute nature remis ou envoyés par notre société restent toujours notre entière propriété. Ils doivent nous être rendus sur demande. Une participation aux frais d'études et déplacements pourra être facturée. Nous conservons intégralement la propriété intellectuelle attachée à nos projets, études et documents. La communication de ces projets, études et documents n'entraîne donc aucun transfert sous quelque forme que ce soit des droits de propriété intellectuelle y attachés. Ces projets, études et documents ne peuvent être communiqués à quiconque ni être utilisés sous quelque forme que ce soit par leur destinataire.

3. ACCEPTATION DES COMMANDES
Les commandes passées par l'acheteur ne deviennent définitives que lorsqu'elles ont été confirmées et acceptées par écrit par notre société.

4. MINIMUM DE COMMANDE
Toute commande émanant d'un acheteur (pour lequel un compte a d'ores et déjà été ouvert par notre société) ne pourra être acceptée que si son montant est au moins égal à 100 euros hors taxes et que le prix de tout ou partie des Produits à livrer est au moins égal à 100 euros par livraison.

Par dérogation à ce qui précède, le ou les Produits faisant partie d'une commande, d'un montant minimum de 100 euros hors taxes, pourra(ont) faire l'objet de plusieurs livraisons pour des Produits dont le montant serait inférieur à 100 euros hors taxes en cas d'indisponibilité d'un des produits.

Par dérogation à ce qui précède, le prix de tout ou partie des Produits à livrer pourra être inférieur à la somme de 100 euros hors taxes en cas d'indisponibilité d'une partie des Produits à livrer au titre d'une commande.

5. COMMANDE EMANANT D'UN NOUVEL ACHETEUR
Toute commande émanant d'un nouvel acheteur (requérant en tant que telle une ouverture de compte par notre société en faveur de ce dernier) ne pourra être acceptée que si (i) elle est d'un montant au moins égal à 500 euros hors taxes et (ii) elle s'accompagne du versement à notre société, à titre d'avance, d'une somme égale au montant hors taxes de cette commande. En cas de refus d'acceptation de la commande par notre société, conformément à la faculté qui lui est offerte en application de l'article ci-dessus « Acceptation des commandes », l'avance ainsi versée sera immédiatement restituée par notre société.

6. PRÉSENTATION ET CONCEPTION DES PRODUITS
Sauf spécifications sollicitées par l'acheteur, nos Produits sont normalement livrés conformément aux reproductions et descriptions qui en sont faites dans notre catalogue. Cependant notre société se réserve expressément la faculté de modifier à tout moment un modèle que ce soit pour des raisons de sécurité ou de technique et fabrication ou d'amélioration. En cas de commande en cours pour un modèle donné qui se trouverait ainsi modifié, nos seules obligations sont de livrer le Produit commandé selon le nouveau modèle.
L'acheteur, en sa qualité de professionnel averti, s'assure lors de sa commande que les Produits sont adaptés à l'usage auquel il les réserve ou à faire part à notre société de toute interrogation qu'il pourrait avoir à ce sujet de façon à permettre à celle-ci de suggérer une adaptation de la commande initialement envisagée.
L'acheteur, une fois la commande de Produits devenue définitive, garantit que l'utilisation de ces Produits s'effectuera conformément aux prescriptions d'utilisation et d'entretien et aux règles de l'art.

7. DÉLAIS DE LIVRAISON
Les délais de livraison mentionnés ou prévus, notamment lors de la commande, ont toujours un caractère purement indicatif et les retards éventuels ne donnent pas le droit à l'acheteur d'annuler la vente, de refuser les Produits, d'appliquer des pénalités ou de réclamer des dommages-intérêts.

8. CAS FORTUITS ET FORCE MAJEURE
Est constitutif de la force majeure ou d'un cas fortuit au sens des présentes conditions générales de vente, tout évènement, prévisible ou non, hors du contrôle de notre société dans l'exercice d'une gestion normale et de nature à faire obstacle à l'exécution de ses obligations tel que, notamment : catastrophes naturelles, inondations, incendies, grèves totales ou partielles, lock-out, interruption ou retard dans les transports, défaillance d'un fournisseur ou d'un sous-traitant, interruption de la fourniture d'énergie, de matières premières ou de pièces détachées, bris de machine et tout accident majeur dans les installations. Dans de telles circonstances, notre société préviendra le client par écrit dans les meilleurs délais de la survenance de l'évènement. Le contrat liant notre société et l'acheteur sera alors suspendu de plein droit sans indemnité à compter de la survenance de l'évènement. Si l'évènement venait à durer plus de 30 jours à compter de sa date de survenance, la commande pourra être résiliée par la partie la plus diligente sans qu'aucune des parties prétende à l'octroi de dommages et intérêts. Cette résiliation prendra effet à la date de première présentation de la lettre recommandée avec AR dénonçant ladite commande. Néanmoins les quantités prêtes à livrer au moment de l'événement devront être acceptées par l'acheteur.

9. LIVRAISON - TRANSPORT
La livraison s'effectue en nos magasins, soit par la remise directe des Produits à l'acheteur soit par sa délivrance à un expéditeur ou à un transporteur.

Nonobstant la clause de réserve de propriété stipulée ci-après à l'article « Réserve de propriété » des présentes conditions générales de vente, le transfert des risques et le transfert de la garde juridique des Produits s'opère à leur livraison. Il en résulte notamment que les Produits voyagent aux risques et périls de l'acheteur, quel que soit le mode de transport ou les modalités du règlement du prix du transport. En cas d'avarie, de pertes ou de manquants, il lui incombe d'exercer tous recours et d'effectuer toutes réserves contre le transporteur dans les délais et selon les modalités prévus à l'article L 133-3 du Code de commerce.

10. PRIX DE VENTE - FACTURES
Les Produits sont fournis au prix en vigueur au jour où la commande est devenue définitive, en tenant compte de la TVA applicable à cette date. Tout changement de taux pourra être répercuté sur le prix des Produits. Nos prix sont établis en fonction des conditions économiques (tel que notamment le coût des matières premières) existant le jour où la commande est définitive et sont donc susceptibles de révision compte-tenu de la variation de ces conditions en cours d'exécution de la commande. Il en est de même pour les marchandises et matériels d'importation en cas de modification de la parité des cours des monnaies étrangères, du taux des droits de douane et taxes diverses. Nous nous réservons donc la faculté de modifier nos tarifs en fonction de ce qui précède. Toute réclamation concernant nos factures ne pourra être admise que si elle nous est adressée dans un délai de huit jours après réception. Nos prix s'entendent "Produits à disposition de l'acheteur en nos magasins". Les frais d'emballage, de transport et d'assurance sont décomptés en sus.

11. MODALITÉS DE PAIEMENT ET DÉCHÉANCE DU TERME
1. Sauf stipulation contraire, nos factures sont payables à notre siège social, nettes et sans escompte, à trente jours fin de mois à compter de la date d'émission de la facture.
De convention expresse, et sans préjudice de tous nos autres droits et actions et notamment ceux définis aux articles «Résolution» et «Réserve de propriété» ci-après, toute somme non réglée à l'échéance fixée fera l'objet de pénalités de retard calculées au taux de trois fois le taux de l'intérêt légal auxquelles s'ajoute une indemnité forfaitaire pour frais de recouvrement d'un montant de 40 €. Ces pénalités et indemnité sont exigibles de plein droit et seront portées d'office au débit du compte de l'acheteur. Lorsque les frais de recouvrement exposés sont supérieurs au montant de cette indemnité forfaitaire, il peut être demandé une indemnisation complémentaire, sur justification. En outre les commandes en-cours seront de plein droit suspendues ou annulées si bon semble à notre société, sans préjudice de tous autres recours.
2. En cas de règlement par traites échelonnées, le non paiement d'une seule échéance rendra, de plein droit, le solde exigible.
3. Tous les frais relatifs aux virements bancaires internationaux sont à la charge de l'acheteur.

12. RÉSOLUTION
La vente sera résolue de plein droit, si bon semble à notre société, sans mise en demeure ni sommation et sans préjudice de nos droits à tous dommages-intérêts :
- si l'acheteur renonce à sa commande avant la sortie de nos magasins ou ;
- s'il n'en prend pas livraison dans le délai prévu ou ;
- en cas de non-paiement de toute somme à son échéance.

Dans ces hypothèses, l'acompte versé nous restera acquis à titre d'indemnité.

13. RÉSERVE DE PROPRIÉTÉ

De convention expresse les produits fournis resteront notre propriété jusqu'au dernier jour de leur parfait paiement, ceci conformément aux termes de l'article I 624-16 alinea 2 du code de commerce. A cet égard, ne constitue pas des paiements au sens de la présente disposition la remise de traites ou de tout titre créant une obligation de payer.

Toutefois, l'acheteur pourra revendre et transformer les produits mais seulement aux conditions suivantes :

- l'acheteur est autorisé dans le cadre de l'exploitation normale de son établissement à revendre les produits livrés, mais il ne peut ni les donner en gage ni en transférer la propriété à titre de garantie. Ils sont en outre insaisissables. En cas de revente, l'acheteur s'engage soit à nous régler immédiatement la partie du prix restant due, soit à nous avertir immédiatement pour nous permettre d'exercer éventuellement notre droit de revendication sur le prix à l'égard du tiers acquéreur.
- l'acheteur est également autorisé dans le cadre de l'exploitation normale de son établissement à transformer les produits livrés, notamment par voie d'incorporation ou d'adjonction à d'autres matériels. Dans ce cas, il s'engage soit à régler immédiatement la partie du prix restant due, soit à nous céder d'ores et déjà la propriété de l'objet résultant de la transformation afin de garantir nos droits de vendeur.

Ci-dessus prévus, en cas de saisie ou de toute autre intervention d'un tiers l'acheteur est tenu de nous en aviser immédiatement.

- l'autorisation de revente et de transformation est retirée automatiquement et immédiatement en cas d'état de cessation de paiement de l'acheteur ou de retard de réglement de celui-ci.
- malgré l'application de la présente clause de réserve de propriété, l'acheteur supportera la charge des risques dès la livraison, notamment en cas de perte, de vol ou de destruction. En conséquence, il souscrira une assurance garantissant les risques nés à compter de la livraison des produits.

14. GARANTIE

Nos Produits sont garantis pour une année à compter de leur livraison contre tout vice de matière ou défaut de fabrication ou conception. Cette garantie tombe automatiquement dans tous les cas où nos Produits n'auraient pas été montés et utilisés selon les « règles de l'art » ou conformément aux caractéristiques pour lesquelles ils ont été conçus ou fabriqués, ces caractéristiques étant, s'agissant des Produits sur catalogue, indiquées dans notre catalogue. Pour les Produits spécifiques, ces caractéristiques sont celles résultant des spécifications formulées par l'acheteur.

Notre obligation au titre de la garantie est dans tous les cas limitée, au choix de notre société, au remplacement pur et simple des Produits reconnus défectueux par notre société, à leur remise en état ou à leur remboursement et notre société ne sera tenue en aucune façon de réparer le dommage procuré par cette défectuosité, dont notamment celui résultant de l'immobilisation du Produit livré ou de l'ensemble dans lequel il aurait été incorporé.

La garantie est exclue si (i) le vice de fabrication ou de conception provient d'une mauvaise réalisation ou conception imposée par l'acheteur, (ii) le vice résulte de la matière et/ou d'un produit fourni par l'acheteur ou provient de pièces ou matériels demandés par l'acheteur.

Notre société est dégagée de toute obligation après la période de garantie ou si la réclamation de l'acheteur ne lui est pas parvenue avec le matériel défectueux en « port payé » dans les 30 jours après constatation de la défectuosité. Une intervention au titre de la garantie n'a en aucun cas pour effet de prolonger celle-ci. Ce qui précède constitue l'intégralité de la garantie de notre société, et prévaut sur toute autre garantie d'une quelconque nature que ce soit.

15. NON CONFORMITE

15.1 L'acheteur doit vérifier les produits à la livraison, ce contrôle devant notamment porter sur la qualité, les quantités et les références des Produits et leur conformité à la commande. Aucune réclamation, obligatoirement signalée par écrit et précisant la nature du défaut de conformité, n'est prise en compte si elle parvient à notre société passé le délai de 3 jours ouvrés suivant le jour de la livraison (Ci-après : la « Réclamation »). Cette procédure de vérification par l'acheteur, encadrée dans le délai de 3 jours ouvrés susvisé, ne saurait avoir pour effet ni d'augmenter la durée du délai de paiement ni de décaler son point de départ prévus à l'article «Modalités de paiement et déchéance du terme ». Si l'acheteur entend engager une action judiciaire, il doit impérativement s'engager dans un délai d'un an à compter de la livraison ; passé ce délai, son action sera prescrite.

15.2 Notre société disposera d'un délai de 10 jours ouvrés à compter de la Réclamation pour vérifier, à l'occasion d'échanges avec l'acheteur, l'existence ou l'absence de défaut de conformité du Produit. Notre société matérialisera sa reconnaissance du défaut de conformité du Produit par l'émission d'un bon d'acceptation (ci-après : le « Bon d'acceptation »).

15.3 Le Produit, auquel sera joint le Bon d'acceptation, sera alors retourné dans les 10 jours ouvrés de l'émission de ce Bon d'acceptation, étant ici précisé que ce retour s'effectuera selon les modalités définies par notre société qui en supportera les coûts. Si la valeur unitaire du Produit reconnu comme non conforme est inférieure ou égale à 40 € HT, le Produit n'aura pas à être retourné, sauf décision contraire et expresse de notre société.

15.4 Les Produits pour lesquels notre société aura émis un Bon d'acceptation, font l'objet, au choix de notre société, d'un remplacement, d'une remise en état ou d'un avoir, à l'exclusion de tout dédommagement, à quelque titre que ce soit. Notre société informera l'acheteur des délais de remplacement ou de remise en état du Produit non conforme lors de l'émission du Bon d'acceptation, étant toutefois précisé que le remplacement d'un Produit nécessite, au préalable, que le Produit non-conforme ait été réceptionné par notre société, sauf si le Produit n'a pas à être retourné. L'avoir sera émis par notre société dans un délai de 3 jours ouvrés à compter de la réception du Produit non-conforme ou de l'émission du Bon d'acceptation, si le Produit n'a pas à être retourné.

16. RETOUR DES PRODUITS EN CAS DE RENONCIATION A TOUT OU PARTIE D'UNE COMMANDE

L'acheteur qui souhaite renoncer à tout ou partie d'une commande de Produits doit adresser à notre société sa demande de retour d'un ou plusieurs de ces Produits dans un délai maximum de 3 mois à compter de la date d'émission de la facture relative à la commande concernée afin d'obtenir l'accord de notre société pour le retour du ou des Produit(s) concerné(s). En effet, tout retour de Produit à l'initiative de l'acheteur doit impérativement faire l'objet d'un accord formel et préalable de notre société.

Il est ici d'ores et déjà précisé que cette procédure de « retour » ne peut en aucun cas être mise en œuvre pour les Produits suivants :

- Produit dont le prix unitaire est inférieur ou égal à 100 € HT,
- Produit spécifique (c'est-à-dire non proposé dans le catalogue),
- Produit comportant une date de péremption.

Par dérogation au principe selon lequel un Produit d'un prix unitaire inférieur ou égal à 100 € HT ne peut faire l'objet d'un retour, notre société pourra accepter, si bon lui semble, le retour de plusieurs Produits dont le prix unitaire est inférieur ou égal à 100 € HT sous réserve que :

- le prix global cumulé des Produits retournés soit supérieur à 100 € HT, et
- que le retour des Produits d'effectue dans le cadre d'un seul et unique envoi, et
- que les autres conditions applicables à la procédure de retour (en particulier, respect du délai de 3 mois et accord de notre société) soient scrupuleusement respectées

En cas d'accord de notre société pour le retour d'un ou plusieurs Produit(s), les frais d'emballage et de transport facturés par notre société à l'acheteur lors la livraison de la commande resteront à la charge de l'acheteur. Les frais et risques relatifs au retour du ou des Produit(s) sont à la charge de l'acheteur. Enfin, des frais de gestion d'un montant de 50 € HT par ordre de retour (tel que ce terme est défini ci-après) seront facturés à l'acheteur.

Sous réserve du respect des conditions visées ci-dessus notre société matérialisera son accord pour le retour du ou des Produit(s) par l'émission d'un ordre de retour listant le ou les Produits pour lequel (lesquels) le retour est autorisé. L'acheteur devra, alors, retourner le ou les Produit(s) concernés accompagné(s) de l'ordre de retour dans un délai maximum de 15 jours ouvrés à compter de la date d'émission de l'ordre de retour et en un seul envoi. Notre société procédera à l'inspection du ou des Produit(s) retourné(s) dans un délai maximum de 10 jours à compter de sa (leur) réception. L'objet de cette inspection est de vérifier que chaque Produit retourné est bien celui ayant fait l'objet d'un ordre de retour et qu'il se trouve dans l'état dans lequel notre société l'a livré à l'acheteur.

Après inspection de chaque Produit retourné et acceptation de la reprise du Produit par notre société, un avoir correspondant au prix du ou des Produit(s) retourné(s) sera établi dans un délai de 10 jours à compter de sa réception après déduction des frais de gestion susvisés.

Notre société n'accepte aucun retour de Produit effectué en dehors de la procédure visée au présent article 16 ou de celle prévue à l'article 15.

17. ATTRIBUTION DE JURIDICTION – DROIT APPLICABLE

De convention expresse, toutes contestations, de quelque nature et pour quelque cause que ce soit, même en cas d'appel en garantie ou de pluralité de défendeurs, seront de la seule compétence du tribunal de commerce auquel il est fait attribution exclusive de juridiction, nonobstant toute clause contraire invoquée par l'acheteur. Nos traites ou acceptations de règlement, nonobstant toutes stipulations du lieu effectif de paiement, de même que les expéditions sous quelque régime que ce soit ne constituent ni novation ni dérogation à cette clause attributive de juridiction.

Toute question relative aux présentes conditions générales de vente ainsi qu'aux ventes qu'elles régissent sera régie par la loi française.

En cas de traduction dans une langue étrangère des présentes conditions générales de vente, seule la version française fera foi.

1. PURCHASER'S ACCEPTANCE

Any order for goods and/or equipment (hereafter: the «products») automatically includes the unreserved acceptance by the purchaser (french or overseas) of all terms set forth in this document, and the waiver of all stipulations in its own terms and conditions, except for special written agreements formally accepted by our company.

2. PLANS, DESIGNS AND DOCUMENTS

We shall retain exclusive ownership of all plans, designs and documents of all kinds provided or sent by our company. They must be returned to us upon request. Financial contributions for design and travel costs may be invoiced. We retain all intellectual property rights attached to our plans, designs and documents. Communication of these plans, designs and documents shall not result in the transfer in any form of the attached intellectual property rights. These plans, designs and documents cannot be disclosed to anyone or used in any way by their recipient.

3. ACCEPTANCE OF ORDERS

Orders placed by the purchaser are only final when confirmed and accepted by our company in writing.

4. MINIMUM ORDER

Any order from a purchaser (for which an account has already been opened by our company) can only be accepted if the amount of the order is at least equal to 100 euro excluding taxes.

5. ORDER FROM A NEW PURCHASER

Any order from a new purchaser (requiring as such that an account has been opened by our company in its favour) can only be accepted if (i) the amount of the order is at least 500 euro excluding taxes and (ii) if it is accompanied by an advance payment to our company of an amount equal to the amount of this order excluding taxes. Should our company refuse to accept the order, in accordance with the faculty it is granted in application of the article above "Acceptance of Orders", the advance thus paid will be immediately returned by our company.

6. PRODUCT PRESENTATION AND DESIGN

Except for specifications requested by the purchaser, our Products are generally delivered in accordance with the reproductions and descriptions which appear in our catalogue. However, our company expressly reserves the right to change a model at any time, whether for reasons of safety, technical support and manufacturing or improvements. In the case of a purchase order in progress for a model which has been changed, our sole obligation is to deliver the ordered Product in accordance with the new model.

In its capacity as an experienced professional, at the time of its order the purchaser will ensure that the Products are suitable for their intended use or will ask our company any questions it may have on this issue, to enable us to suggest an adjustment to the initially planned order. Once the Product order is final, the purchaser guarantees that the Products will be used in accordance with the instructions for maintenance and use and with best practices.

7. DELIVERY DEADLINES

Stated or planned delivery deadlines, specifically at the time of the order, are always provided for information only. Any delays do not give the purchaser the right to cancel the sale, reject the Products, apply penalties or claim damages.

8. ACTS OF GOD AND FORCE MAJEURE

Any event, whether or not foreseeable, which is outside of our company's control during normal operations, which interfere in the performance of its obligations, including but not limited to natural disasters, fire, floods, total or partial strikes, lockouts, transport interruptions or delays, failure of a supplier or a subcontractor, interruption in the supply of energy, raw materials or spare parts, machinery breakdown and any major accidents at the facilities constitute force majeure or an act of God within the meaning of these general terms of sale. Under such circumstances, our company will inform the customer of the event in writing as soon as possible. The agreement binding our company and the purchaser shall be automatically suspended without compensation starting from the occurrence of the event. If the event lasts longer than 30 (thirty) days from the date it began, the order may be terminated by the first party to act, and neither party may claim damages. This termination will take effect on the date of the initial delivery of the registered letter with return receipt terminating such order. Nevertheless, quantities ready for delivery at the time of the event shall be accepted by the purchaser.

9. DELIVERY - TRANSPORT

Delivery takes place in our stores, either by directly providing the Products to the purchaser or delivering them to a shipper or transporter.

Notwithstanding the retention of title provision set forth in Article 11 of these general terms of sale, the transfer of risk and lawful possession of the Products occurs upon delivery. Accordingly, the Products travel at the purchaser's own risk, regardless of the transport method or the terms of payment for transport costs. In the case of damaged, lost or missing goods, the purchaser is responsible for exercising all remedies and making all necessary reserves against the transporter within the deadlines and according to the procedures set forth in Article L 133-3 of the French Commercial Code.

10. SALE PRICE - INVOICES

The Products are provided at the price in effect on the day the order becomes final, taking into account the applicable VAT as of that date. Any change in the rate may be recovered through the Product price. Our prices are established according to economic conditions (such as the cost of raw materials) as they exist on the day the order is final, and may be revised based on changes in these conditions during execution of the order. The same applies for imported goods and equipment in the event of modifications in foreign currency exchange rates and the rates of customs duties and other taxes. We therefore reserve the right to change our rates based on the foregoing. Any claim concerning our invoices will only be allowed if submitted within eight days following receipt. Our prices include «Products available to the purchaser in our stores». Additional charges apply to costs of packaging, transport and insurance

11. TERMS OF PAYMENT AND EXPIRY OF THE TERM

1. In the absence of provision to the contrary, our invoices are payable at our registered office, net and without discount, at thirty days from the end of the month starting from the date of issuing of the invoice.

By express agreement and without prejudice to all our other rights and actions and in particular those set forth at Articles 10 and 11 hereafter, any sum not paid at the due date shall form the subject of late payment penalties calculated at the rate of three times the statutory interest rate to which a lump sum compensatory payment for an amount of 40 € will be added for recovery costs. These penalties and compensation are automatically payable and shall be applied to the debit of the purchaser's account. When the recovery costs incurred are greater than the amount of that lump sum compensatory payment, additional compensation may be requested, upon justification. Furthermore, orders in progress shall be automatically suspended or cancelled if our company sees fir, without prejudice to any other remedies.

2. In the event of payment by agreed instalments, the non-payment of a single instalment shall make the balance due automatically.

3. All costs relative to international bank transfers are the responsibility of the purchaser.

12. CANCELLATION

The sale shall be automatically cancelled, in our company's discretion, without notice or summons and without prejudice to our right to seek damages:

- *if the buyer cancels their order before it is released from our stores or;*
- *if the buyer does not take delivery of it by the deadline set or;*
- *if any sum is not paid by the due date.*

In these scenarios, the deposit paid shall be retained by us as compensation.

13. RETENTION OF TITLE

By express agreement we retain ownerhsip of the supplied products until the date of full payment, in accordance with article I 624-16 paragraph 2 of the French commercial code. In this regard, the submission of bank drafts or any other instrument that creates an obligation to pay does not constitute a payment within the meaning of this provision.

Nevertheless, the purchaser may resell or alter the products, but only under the following conditions:

- Within the scope of normal operations of its business, the purchaser is authorised to resell the delivered products, but it may not pledge them as collateral or transfer ownership as a guarantee. Furthermore, they are not subject to seizure. In the event of resale, the purchaser agrees to immediately pay us the portion of the price remaining due or inform us immediately so we can potentially exercise our claims concerning the price against the third party purchaser.

- In the scope of its normal operations, the purchaser is also authorised to alter the delivered products, specifically by incorporating them into or adding them to other equipment. In this case, it agrees to immediately pay the portion of the price remaining due, or to transfer to us ownership of the item resulting from the alteration to guarantee our seller's rights as set forth above, in the event of seizure or other action by a third party the purchaser is required to inform us immediately.

- Authorisation to resell or alter is automatically and immediately withdrawn in the event the purchaser is unable to make payments or payment is late.

- Despite the application of this retention of title provision, the purchaser shall bear all risks from the time of delivery, specifically in the case of loss, theft or destruction. Accordingly, it will take out insurance covering risks which arise as from product delivery.

14. GUARANTEE

Our Products are guaranteed from one year as from delivery against any defects in materials, or manufacturing or design defects. This guarantee automatically ends in the event our Products are not assembled and used according to «best practices» or in accordance with the characteristics for which they were designed or manufactured. With regard to the Products in the catalogue, such characteristics are set forth in such catalogue. For special Products, these characteristics result from the specifications provided by the purchaser.

In any case, our obligations under the guarantee are limited, in our company's discretion, to the simple replacement of Products acknowledged as defective by our company, their repair or their reimbursement. Our company is in no way responsible for repairing damage caused by such defect, specifically damage resulting from downtime of either the delivered Product or the ensemble into which it was incorporated.

The guarantee is not applicable if (i) the manufacturing or design defect results from improper use or design imposed by the purchaser, (ii) the defect results from equipment and/or a product provided by the purchaser or arises from parts or equipment requested by the purchaser.

Our company is released from all obligations following the guarantee period, or if the purchaser's claim is not submitted to us along with the defective equipment «carriage paid» within 30 days after noting the defect. In no case shall exercise of the guarantee extend such guarantee. The foregoing constitutes the entirety of our company's guarantee and prevails over any other guarantee of any kind.

15. NON-CONFORMITIES

15.1 The buyer must check the products when they are delivered, and this should include the quality, quantities and references of the Products and their compliance with the order. No claim - which must be reported in writing and specify the nature of the non-conformity - shall be taken into account if our company receives it after a period of 3 working days following the date of delivery (hereafter the «Claim»). This inspection procedure by the buyer, which is restricted to the aforementioned deadline of 3 working days, shall neither increase the length of the payment period nor change its start point as provided for in the Article «Terms of payment and expiry date». If the buyer intends to initiate legal proceedings, this must be initiated within one year of delivery; and once this deadline has passed, no legal action may be taken.

15.2 Our company shall have a period of [10 working days] from the date of the Claim to check, when there is contact with the buyer, that there is a non-conformity issue with the Product or not. Our company shall indicate its acknowledgement of a Product non-conformity by issuing an acceptance form (hereafter the «Acceptance Form»).

15.3 The Product, which shall have the Acceptance Form attached to it, shall then be returned within [10 working days] after this Acceptance Form has been issued, it being hereby specified that this return shall be done in accordance with the procedures outlined by our company, which shall bear the costs. If the unit value of the Product acknowledged to be non-compliant is less than or equal to €40 excl. tax, the Product shall not be returned unless an express decision has been taken to the contrary by our company.

15.4 The Products for which our company has issued an Acceptance Form, are subject, at the discretion of our company, to replacement, repair or a credit note, to the exclusion of any compensation of any sort. Our company shall inform the buyer of the deadlines for replacing or repairing the non-compliant Product when the Acceptance Form is issued, it being specified however that replacing a Product requires that the non-compliant Product has been received beforehand by our company, except if the Product does not have to be returned. A credit note shall be issued by our company within 3 working days from receipt of the non-compliant Product or when the Acceptance Form was issued, if the Product does not have to be returned.

16. RETURN OF PRODUCTS IN THE EVENT THAT AN ORDER IS FULLY OR PARTIALLY CANCELLED

Any buyer who wishes to cancel all or part of a Product order must send his/her application to return one or more of these Products to our company within a maximum period of 3 months from the date that the invoice relating to the order in question was issued, in order to get the agreement of our company to return the Product(s) in question. Indeed, any return of a Product by the buyer must be subject to formal and prior agreement from our company.

It having been already specified that this "return" procedure may in no case be implemented for the following Products:

- Product whose unit price is less than or equal to €100 excl. tax,

- A specific Product (i.e. not offered in the catalogue),

- A Product with an expiry date.

By way of derogation to the principle that a Product with a unit price less than or equal to €100 excl. tax cannot be returned, our company could accept, of its own free will, the return of several Products with a unit price less than or equal to €100 excl. tax subject to:

- the total aggregate price of the returned Products is greater than €100 excl. tax, and

- the Products are returned in one single consignment, and

- that the other conditions that apply to the return procedure (in particular the 3 month maximum deadline and the agreement from our company) are stringently complied with.

If our company agrees to the return of one or more Products, the buyer shall remain liable for the packaging and transport costs charged to the buyer by our company when the order was delivered. The costs and risks related to the return of the Product(s) shall be borne by the buyer. Finally, the buyer shall be invoiced €50 excl. tax in administration fees per return order (such as this term is defined below).

Subject to compliance with the terms and conditions mentioned above, our company shall indicate that it agrees to the return of the Product(s) by issuing a return order listing the Product(s) for which the return has been authorized. The buyer shall then return the Product(s) concerned accompanied by the return order within a maximum period of 15 working days from the date on which the return order was issued and in one single consignment. Our company shall inspect the returned Product(s) within a maximum period of 10 days from the date of receipt. The purpose of this inspection is to check that each Product returned is definitely the one which is the subject of a return order and that it is in the condition in which our company delivered it to the buyer.

After each Product returned has been inspected and our company has accepted that it shall take back the Product, a credit note corresponding to the price of the returned Product(s) shall be produced within a period of 10 days from its receipt, after the administration fees referred to above have been deducted.

Our company does not accept any returns of Products which do not comply with the procedure referred to in this Article 16 or with that provided for in Article 15.

17. JURISDICTION – APPLICABLE LAW

The parties expressly agree that any disputes of any kind or for any reason, even concerning exercise of the guarantee or multiple defendants, falls under the exclusive jurisdiction of the commercial court which has the responsibility of our registered office, notwithstanding any contrary provision invoked by the purchaser.

Notwithstanding any stipulations to the actual place of payment, neither our bank drafts or acceptance of settlement nor shipments under any system whatsoever shall constitute a novation or waiver of this jurisdiction provision.

Any issue concerning these general terms of sale or the sales they govern shall be governed by French law.

In the case these general terms of sale are translated into a foreign language, only the French version shall prevail.

020910723 248
020910724 248
020910824 248
020910825 248
020910881 248
020911036 251
020911047 251
020911563 243
020911564 243
020911565 243
020911566 244
020911567 244
020911568 244
020911635 243
020911636 243
020911637 244
020911638 244
020911647 225
020911647 245
020911647 246
020911647 256
020911647 266
020911647 287
020911652 243
020911654 243
020911655 243
020911794 281
020911794 286
020911795 281
020911795 286
020911799 281
020911799 286
020911943 245
020911944 245
021603109 284
021603121 242
021603124 242
021603125 242
02160309L 284
02160309M 282
02160311A 238
02160311B 238
021603310 286
021603791 285
021610128 285
021610204 283
021610205 283
021610343 286
021610463 285
021610725 285
021610820 282
021610821 282
021610822 282
021610823 282
021610982 285
021611039 251
021611040 251
021611048 251
021611054 252
021611063 252
022111274 263
022510015 236
022511053 237
022911273 262
023111276 253
023111277 254
025703460 279
025703470 279
025703471 279
025703477 280
025703480 280
025703490 280
025703503 269
025703540 269
025703570 280
025704120 278
025704150 277
025704151 277
025704156 277
025704180 240
025704180 260
025704190 278
025704210 278
025704220 260
025704330 276
025704331 276
025704341 273
025704342 271
025704343 271
025704360 275
025704370 276
025704380 274
025704380 276
025704390 276
025704420 279
025704421 279
025704423 279
025704430 277
025704431 277
025704433 277
025710495 280
025710534 269
025710552 240
025710552 260
025710743 240
025710763 278
025710927 260
025710947 269
025711049 240
025711171 266
025711172 256
025711174 246
025711174 257
025711174 267
025711174 441
025711175 247
025711175 257
025711175 267
025711188 246
025711188 257
025711188 266
025711225 272
025711226 273
025711229 272
025711230 273
025711236 258
025711236 268
025711616 278
025711617 281
025711620 239
025711621 239
025711657 239
025711660 267
025711661 258
025711663 259
025711664 268
025711672 259
025711690 259
025711691 268
02610347B 275
026103541 270
026104153 275
026104184 241
026104184 261
026104332 274
026104351 273
026104352 271
026104361 274
026104371 274
026104391 274
026110026 275
026110029 275
026110537 270
026110553 241
026110553 261
026110929 261
026110949 270
026111050 241
027503130 193
027503140 193
027503830 A 192
027503830 C 192
027503832 A 192
027503832 B 192
027503833 193
027510444 192
027703160 215
027704110 214
027711149 421
027711239 220
027711240 220
027711241 221
027711242 221
027711414 221
0844888 209
0844889 209
0844892 583
0844894 583
0844894RE 583
0844897C 211
0844898 210
0844899 210
0844900 209

0844901 209
0844902 210
0844905 580
0844906 580
0844907 580
0844909 209
0844915DR 210
0844915GA 210
080605190 290
080605210 300
080605270 300
080605311 300
081005340 290
081005360 298
081005380 298
081005420 298
081105350 291
081105370 300
081105390 301
081105430 301
081505460 288
081505480 295
081505500 297
081505520 304
081505521 304
081605470 291
081605490 301
081605510 301
081605530 305
082005700 289
082005740 296
082005760 297
082005780 304
082005792 304
082010189 297
082010207 296
082105701 292
082105781 305
082105793 305
082110409 299
082110437 299
082500211 297
082505710 289
082505750 296
082505770 297
082505790 304
082510209 296
082605711 292
082605791 305
082610410 300
082610438 299
083005440 307
083005450 308
084011761 288
084011762 288
084011763 288
084011764 288
084011765 304
084011772 295
084011773 295
084011774 295
084011775 295
084011776 295
0903684 174
0903684IN 174
0903685 174
0904453 176
0904454 176
0936841 174
0937050 174
0944520IN 177
0944520ZI 177
0944521 177
0944522ZI 178
0944523 178
0944530 176
0944531 177
0944532 178
0944540 175
0944541 177
0944542 178
0944543 175
0944543IN 175
100243 485
100248 483
100256 483
100264 483
100271 483
100275 485
100277 485
100283 484
100284 484
100285 484
100286 484
100287 483
100298 483
100302 479
100316 490
100323 490
100326 490
100331 490
100334 490
100346 490
100359 481
100359 482
100360 481
100360 482
100363 492
100364 493
100366 492
100368 493
100369 485
100370 485
100383 491
100447 456
100780 500
100793 500
100795 500
100803 500
100812 500
100818 500
100831 500
100843 479
100857 478
100865 478
100924 478
100943 479
100946 479
100957 478
100974 478
100982 479
100986 479
100991 478
101003 478
101017 479
101038 479
101043 478
101047 478
101052 478
101077 478
101087 478
101110 478
101126 478
101137 478
101156 479
101161 478
101167 478
101175 478
101179 480
101190 480
101200 480
101204 480
101215 478
101222 478
101265 478
101273 479
101286 478
101290 478
101299 478
101311 478
101315 479
101320 478
101350 478
101353 478
101358 478
101378 478
101412 479
101422 478
101424 478
101431 479
101435 478
101442 478
101449 478
101453 478
101454 478
101463 478
101470 479
101479 478
101570 478
101608 479
101616 478
101678 479
101688 488

101691 488
101743 487
101775 487
101779 487
101805 488
101813 487
101866 488
101880 487
101882 487
101897 487
101934 488
101936 487
101940 487
101952 487
101961 488
101967 487
101976 487
101990 487
101999 478
102005 487
102012 488
102021 487
102036 487
102086 487
102104 487
102146 488
102151 487
102158 488
102165 487
102195 488
102196 488
102200 488
102206 487
102219 488
102230 487
102240 487
102287 487
102302 488
102305 487
102321 487
102666 480
102668 480
102669 480
102682 481
102682 482
102690 481
102690 482
102716 482
102724 481
102724 482
102726 481
102726 482
102746 502
102758 502
102759 502
102861 500
102907 502
103045 496
103051 496
103207 488
103208 488
1103198 529
1103199 524
1103222 531
1103223 531
1103225 531
1103243B 531
1103243C 531
1103243K 531
1103300 531
1103305 531
1131741 531
1132190 529
1132191 529
1132216 522
1132225 522
1132235 523
1132240 523
1132245 523
1132302 529
1132343 529
1132350 528
1132372 527
1132374 522
1132375 522
1132375A 522
1132375B 522
1132376 522
1132377 524
1132378 524
1132379 524
1132383 522
1132383B 522
1132384 523
1132385 522
1132386 522
1132387 524
1132388 524
1132389 523
1132390 524
1132391 523
1132392 523
1132393 524
1132394 524
1132397 522
1132398 523
1132400 522
1132401 522
1132402 523
1132408 523
1132412 523
1132441EC 530
1132441ED 530
1132441FD 530
1132441FF 530
1132441HD 530
1132441HE 530
1132441HF 530
1132442BA 530
1132442BB 530
1132442CA 530
1132442CB 530
1132442CC 530
1132442CF 530
1132442CM 530
1132442DA 530
1132442DB 530
1132442DC 530
1132442DD 530
1132442DF 530
1132442DM 530
1132442EA 530
1132442EB 530
1132442EC 530
1132442FA 530
1132442FB 530
1132442FC 530
1132442HA 530
1132442LA 530
1132510 532
1132575 533
1132576 533
1132579 532
1132580 532
1132581 532
1132582 532
1132583 532
1132585 533
1132586 533
1132588 532
1132589 533
1132590 533
1132592 532
1132594 533
1132596 532
1132599 BL 533
1132599 GC 533
1132599 NO 533
1132600 530
1132601 530
1145695 528
1203173 529
1203174 529
1203235 527
1203242 347
1203242 527
1203242CL 347
1203255 527
1203257 527
1232040 528
1232351 527
1232410 527
1232455 528
1232510 524
1232514 524
1232515NO 525
1232541 524
1232543 528
1232543 550
1232546 528
1232554 529
1232554CO 529
1232557 549

1232560 529
1232561 334
1232561 338
1232561 344
1232564 347
1232564CL 347
1232564CO 347
1232566 333
1232566 337
1232566 343
1232566CO 333
1232566CO 337
1232566CO 343
1232568 333
1232568 337
1232568 344
1232568CO 333
1232568CO 337
1232568CO 344
1232569 333
1232569 337
1232569 344
1232569CO 333
1232569CO 337
1232569CO 344
1503581 534
1503582 534
1503629 534
1503634 535
1503637 535
1636492 548
1636494 548
1636497 548
1636522NO 548
1636522RO 548
1636523NO 546
1636523NO 548
1636663AN 543
1636663AR 543
1636665AR 542
1636667AN 542
1636665AN 542
1636675AN 544
1636677AN 544
1636699 534
1636701AN 545
1636701AR 545
1636701EA 545
1636711AN 539
1636716 538
1636722 537
1636723AR 547
1636723BR 547
1636724AR 547
1636724BR 547
1636725AN 546
1636725AR 546
1636726 547
1636726 548
1636727 546
1636727 548
1636729 536
1636730 536
1636731 329
1636732 329
1636733VI 109
1636733VI 110
1636733VI 111
1636733VI 112
1636733VI 113
1636733VI 114
1636733VI 123
1636733VI 536
1636735AN 536
1636736 547
1636736E 547
1636737 547
1636737E 547
1636738 539
1636739 536
1636740 538
1636741VI 536
1636742 135
1636743 135
1636747 329
1636748 329
1636751 547
1636761 329
1636762 329
1636765DR 329
1636765GA 329
1636780AN 543
1636780AR 543
1636793NO 548
1636795NO 548
1636795RO 548
1636798GR 548
1637591 535
1637596 535
1637597 530
1637597 551
1637598 530
1637598 551
1804002 181
1804003 181
1804015 182
1804018 182
1804020 182
1804046 186
1804048 187
1804050 S 186
1804060 189
1804075 187
1804079 188
1839962 179
1840145 186
1840291 181
1841101CV 179
1841101MN 179
1904063 189
1904064 189
1940011 180
1940016 217
1940017 226
1940017JI 226
1940017JS 226
1940017MN 226
1940020 224
1940020M 224
1940670 187
1940670AN 187
2004389 585
2043800 584
2043802 584
2043810 584
2043820 584
2043912A 574
2043912B 574
2043912D 574
2043913D 574
2043913F 574
2043913H 574
2043914C 574
2043914D 574
2043914H 574
2043914K 574
2043915F 574
2043915G 574
2043915J 574
2043916J 574
2043916PI 574
2043917 F 576
2043917F 587
2043917 G 576
2043917G 588
2043917 J 576
2043918F 575
2043918H 575
2043918J 575
2043918K 575
2043919 D 576
2043919 F 576
2043919 H 576
2043920E 575
2043920G 575
2043920I 575
2043920J 575
2043921K 575
2043921M 575
2043921P 575
2043921PI 574
2043921TI 574
2043921WI 574
2043922D 574
2043922F 574
2043922H 574
2043922J 575
2043922JI 574
2043922M 575
2043922P 575
2043922PI 574
2043922S 575
2043922SI 574

2043922VI 574
2043922WI 574
2043923F 574
2043923J 574
2043923M 575
2043923P 575
2043923PI 574
2043923TI 574
2043924D 575
2043924F 575
2043924H 575
2043924J 575
2043924M 575
2043924MI 575
2043924P 575
2043924PI 575
2043924TI 575
2043924VI 575
2043926 578
2043927 578
2043928 578
2043929 579
2043930 579
2043931 579
2043932SO 577
2043933 577
2043934 577
2043935 577
2043936 578
2043937 578
2043938 577
2104253MN 188
2104261CV 188
2104262 189
2104263CV 188
2104304 218
2104325DR 190
2104325GA 190
2104325ID 190
2104325IG 190
2104333 190
2137623 215
2141199DR 223
2141199GA 223
2141200 196
2141200MN 196
2141201 196
2141201MN 196
2141203 197
2141203JO 198
2141204 198
2141205 198
2141205GA 199
2141205GA 223
2141205PR 199
2141205PR 223
2141210 194
2141211DR 195
2141211GA 195
2141212 195
2141213V1D 222
2141213V1G 222
2141213V2D 222
2141213V2G 222
2141213V3D 222
2141213V3G 222
2141218 199
2141218MN 199
2141220DR 194
2141220GA 194
2141230 212
2141231 212
2141234 212
2141235 212
2141236 212
2141238 197
2141239 197
2141310 200
2141311 200
2141410 211
2141865DR 216
2141865GA 216
2141865GS 216
2141990DR 204
2141990GA 204
2141991 204
2141992 219
2141995DR 213
2141995GA 213
2142000 213
2142001DR 213
2142001GA 213
2143281 191
2143281IN 191
2143282 191
2143282IN 191
2143283 191
2143321 190
2204354IN 207
2204354ZI 207
2243330 206
2243340 206
2243350 206
2243360 207
2243361 208
2243363 208
2243370 205
2243372 205
2243470CD 229
2243470CG 229
2243481PO 287
2243482FD 230
2243482FG 230
2243482MD 287
2243482MG 287
2243483FD 230
2243483FG 230
2243484FD 231
2243484FG 231
2243485FD 231
2243485FG 231
2243541 207
2304436BD 233
2304436BG 233
2304437BD 233
2304437BG 233
2304437CD 232
2304437CG 232
2311111-16 204
2311738-05 179
2312043-01 189
2312180-16 202
2312181-16 202
2314498-01 203
2314499-01 203
2315276-01 203
2316268-13 215
2318610-01 202
2318611-01 202
2319244-01 203
2320599-05 201
2322672-03 201
2344308PT 214
2344350 184
2344351CV 184
2344351MN 184
2344352 184
2344361CV 185
2344362 185
2344372 185
2344373 183
2344373BA 183
2344373MN 183
2344374 183
2344378 183
2344380 600
2344439 280
2344454BO 255
2344457 264
2344466GO 345
2344494AX 276
2344523VP 415
2344530GA 271
2344533PI 273
2344540 214
2344550BA 218
2344550CV 217
2344550GA 218
2344550MN 217
2344551 218
2344552 218
2344559PO 414
2344571BO 249
2344572BB 252
2344572BH 252
2344572BO 250
2344576S 249
2344576S 250
2344600 265
2344710CC 235
2380801 204
2380802 204
2403788 358

2437819 359
2437820 359
2437828 356
2437828BU 356
2437828CO 356
2437828MA 356
2537813 358
2537813BU 358
2537813MA 358
2537814 355
2537814BU 356
2537814CO 355
2537814MA 356
2537815 355
2537815MA 356
2537816 355
2537816MA 356
2537837 353
2537838 353
2537838IN 353
2537840 353
2537844 353
2537851 351
2537852 353
2537854 353
2537856 350
2537861DR 359
2537861GA 359
2537862DR 359
2537862GA 359
2537864 350
2537868 350
2537870 354
2537871 355
2537880 352
2537881 352
2537882 352
2537883 352
2603709 327
2603710 327
2603798FF 322
2603798FH 322
2603798FK 322
2603798HH 322
2603798HK 322
2603798HN 322
2603798JD 322
2603798JH 322
2603798JJ 322
2603798JK 322
2603798KK 322
2603798KN 322
2603798MK 322
2603798MM 322
2603799KK 322
2603799LS 322
2603799MM 322
2637120 327
2637131 327
2637132 327
2637133 327
2637134 327
2637135 327
2637136 327
2637136 343
2637598 317
2637603 318
2637993JJ 321
2637997M 330
2637997P 330
2637999K 330
2637999M 330
2644381ZI 316
2644382ZI 317
2644383ZI 317
2644414 610
2704423 302
2704430 326
2704432DR 326
2704432GA 326
2704441 299
2704446 607
2704448 303
2704449 302
2704450 293
2704452 299
2704454 293
2704454BL 293
2704465 294
2704466 302
2704470 293
2704472 302
2704474 298
2704477 294
2704478 302
2704479 303
2704506 313
2737989 323
2737998 323
2737999 323
2738000 323
2738001 323
2744389 324
2744394 324
2744398 325
2744399PF 324
2744400 328
2744401 328
2744402 328
2744411 328
2744412 328
2744418 610
2744424 328
2744425 328
2744428 328
2744429 328
2744500 323
2744501 326
2744501 326
2744503 326
2744504 326
2904463DR 77
2904463GA 77
2904464DR 77
2904464GA 77
2904466DR 77
2904466GA 77
2904467DR 77
2904467GA 77
2904469DR 77
2904469GA 77
2904470DR 77
2904470GA 77
2904620 76
2904626ZN 75
2904627ZN 75
2904636ZN 75
2904637ZN 75
2904638ZN 75
2904639ZN 75
2904641ZN 75
2904650 A 76
2904650BH 76
2904650EG 76
2904650 F 76
2904650GH 76
2904650GK 76
2905001 34
2905009 34
2905011 34
2905012 34
2905013 34
2905014 34
2905019 36
2905021 35
2905022 36
2905023 36
2905024 36
2905025 35
2905027 36
2905030 35
2905051 39
2905080 36
2905081 36
2905081 63
2905082 36
2905083 36
2905084 36
2905106 37
2905107 37
2905140 49
2905143 49
2905152L 70
2905152M 70
2905152X 70
2905153L 70
2905153L 71
2905153LMA 71
2905153LMABNA 71
2905153LMADIN 71
2905153LME 71
2905153LMEBNA 71
2905153LMEDIN 71

2905153M 70
2905153M 71
2905153MMA 71
2905153MMABNA 71
2905153MMADIN 71
2905153MME 71
2905153MMEBNA 71
2905153MMEDIN 71
2905153X 70
2905153X 71
2905153XMA 71
2905153XMABNA 71
2905153XMADIN 71
2905153XME 71
2905153XMEBNA 71
2905153XMEDIN 71
2905154L 70
2905154M 70
2905154X 70
2905155L 70
2905155L 71
2905155LIV 71
2905155LIVBNA 71
2905155LIVDIN 71
2905155LSC 71
2905155LSCBNA 71
2905155LSCDIN 71
2905155M 70
2905155M 71
2905155MIV 71
2905155MIVBNA 71
2905155MIVDIN 71
2905155MSC 71
2905155MSCBNA 71
2905155MSCDIN 71
2905155X 70
2905155X 71
2905155XIV 71
2905155XIVBNA 71
2905155XIVDIN 71
2905155XSC 71
2905155XSCBNA 71
2905155XSCDIN 71
2905156L 70
2905156L 71
2905156LDA 71
2905156LDABNA 71
2905156LDADIN 71
2905156M 70
2905156M 71
2905156MDA 71
2905156MDABNA 71
2905156MDADIN 71
2905156X 70
2905156X 71
2905156XDA 71
2905156XDABNA 71
2905156XDADIN 71
2905157L 70
2905157M 70
2905157X 70
2905158L 70
2905158L 71
2905158LIV 71
2905158LIVBNA 71
2905158LIVDIN 71
2905158LME 71
2905158LMEBNA 71
2905158LMEDIN 71
2905158LRE 71
2905158LREBNA 71
2905158LREDIN 71
2905158LVO 71
2905158LVOBNA 71
2905158LVODIN 71
2905158M 70
2905158M 71
2905158MIV 71
2905158MIVBNA 71
2905158MIVDIN 71
2905158MME 71
2905158MMEBNA 71
2905158MMEDIN 71
2905158MRE 71
2905158MREBNA 71
2905158MREDIN 71
2905158MVO 71
2905158MVOBNA 71
2905158MVODIN 71
2905158X 70
2905158XIV 71
2905158XIVBNA 71
2905158XIVDIN 71
2905158XME 71
2905158XMEBNA 71
2905158XMEDIN 71
2905158XRE 71
2905158XREBNA 71
2905158XREDIN 71
2905158XVO 71
2905158XVOBNA 71
2905158XVODIN 71
2905159L 70
2905159M 70
2905159X 70
2905160L 70
2905160LMA 71
2905160LMABNA 71
2905160LMADIN 71
2905160M 70
2905160M 71
2905160MMA 71
2905160MMABNA 71
2905160MMADIN 71
2905160X 70
2905160X 71
2905160XMA 71
2905160XMABNA 71
2905160XMADIN 71
2905200 38
2905201 38
2905202 38
2905203 38
2905205 38
2905206 38
2905501 37
2905502 37
2905600 48
2905601 48
2905602 48
2905608 48
2905680 48
2905615 63
2905615 74
2905616 63
2905616 74
2905642CAPS 72
2905642LAPS 72
2905643CAPS 72
2905643CAPS 73
2905643CMA 73
2905643CMABNA 73
2905643CMADIN 73
2905643CME 73
2905643CMEBNA 73
2905643CMEDIN 73
2905643LAPS 72
2905643LAPS 73
2905643LMA 73
2905643LMABNA 73
2905643LMADIN 73
2905643LME 73
2905643LMEBNA 73
2905643LMEDIN 73
2905644CAPS 72
2905644LAPS 72
2905645CAPS 72
2905645CAPS 73
2905645CIV 73
2905645CIVBNA 73
2905645CIVDIN 73
2905645CSC 73
2905645CSCBNA 73
2905645CSCDIN 73
2905645LAPS 72
2905645LAPS 73
2905645LIV 73
2905645LIVBNA 73
2905645LIVDIN 73
2905645LSC 73
2905645LSCBNA 73
2905645LSCDIN 73
2905646CAPS 72
2905646CAPS 73
2905646CDA 73
2905646CDABNA 73
2905646CDADIN 73
2905646LAPS 72
2905646LAPS 73
2905646LDA 73
2905646LDABNA 73
2905646LDADIN 73
2905647CAPS 72

2905647LAPS 72
2905648CAPS 72
2905648CAPS 73
2905648CIV 73
2905648CIVBNA 73
2905648CIVDIN 73
2905648CME 73
2905648CMEBNA 73
2905648CMEDIN 73
2905648CRE 73
2905648CREBNA 73
2905648CREDIN 73
2905648CVO 73
2905648CVOBNA 73
2905648CVODIN 73
2905648LAPS 72
2905648LAPS 73
2905648LIV 73
2905648LIVBNA 73
2905648LIVDIN 73
2905648LME 73
2905648LMEBNA 73
2905648LMEDIN 73
2905648LRE 73
2905648LREBNA 73
2905648LREDIN 73
2905648LVO 73
2905648LVOBNA 73
2905648LVODIN 73
2905649CAPS 72
2905649LAPS 72
2905674CAPS 72
2905674CAPS 73
2905674CMA 73
2905674CMABNA 73
2905674CMADIN 73
2905674LAPS 72
2905674LAPS 73
2905674LMA 73
2905674LMABNA 73
2905674LMADIN 73
2905675 74
2905601 48
2905602 48
2905608 48
2905680 48
2905681 48
2905694POZC 64
2905694POZC 65
2905701 43
2905702 43
2905703 43
2905704 43
2905705 43
2905711 43
2905712 43
2905713 43
2905714 43
2905715 43
2905721 42
2905722 42
2905723 42
2905723 44
2905730 41
2905741 41
2905800 57
2905802 57
2905803 57
2905804 57
2905810 61
2905811 61
2905820 61
2905822 61
2905824 58
2905825 58
2905828 59
2905834 61
2905850 59
2905862 60
2905865 60
2905916 54
2905917 54
2905918 55
2905922 55
2905923 56
2905924 56
2905926 56
2905928 56
2905931 56
2906100 51
2906101 51
2906110 52
2906111 52
2906439 90
2906451 90
2907640 45
2907640L 45
2907640M 45
2907641 45
2907641V 45
2907642 45
2907642F 45
2907642L 45
2907642M 45
2907642P 47
2907642PF 47
2907642PM 47
2907643 45
2907643V 45
2907644 46
2907644L 46
2907644M 46
2907646 46
2907646F 46
2907646L 46
2907646M 46
2907650 45
2907650L 45
2907651 45
2907652 45
2907652L 45
2907652P 47
2907653 45
2907654 46
2907654L 46
2907656 46
2907656L 46
2909400 89
2909401 89
2909402 81
2909403 81
2909404 82
2909409 89
2909410 83
2909411 83
2909412 84
2909413 85
2909414 85
2909415 86
2909416 86
2909417 87
2909420 81
2909421 82
2909435 88
2909437 88
2909512 84
2911435 88
2911437 88
2944057 50
2944059 50
2944068 50
2944070 50
2944137 70
2944137 72
2944192 75
2944197 75
2944201 70
2944259 90
2944261 90
2944401 107
2944521 63
2944521 74
2944522 63
2944522 75
2944549 39
2944552 50
2944599 50
2944660 107
2944731 40
2944737 40
2944753 50
2944754 50
2944755 50
2944756 50
2944757 50
2944758 50
2944759 50
2944811 78
2944812 78
2944813 78
2944815 78
2944816 78
2953270G 63

2953270G 74
2953270S 63
2953270S 74
2953271D6 64
2953271G6 64
2953271KHI6 65
2953271KHI6-C 65
2953271SIG6 64
2953271U6 64
2953271V6 65
2953271V6-I 64
2953271V7 65
2953271Y6 64
2953271Z6-T 64
2953271Z6-T 65
2953272A6-C 65
2953272A6-I 64
2953272A6-L 65
2953272C6 64
2953272PI8 64
2953272SIG6 64
2953272Z7 64
2953273A6-C 65
2953273A6-L 65
2953273D6 64
2953273PI7 64
2953273SIG6 64
2953273V6 65
2953273V6-I 64
2953273V7 65
2953273Y6 64
2953273Z6 64
2953273Z6-T 64
2953273Z6-T 65
2953276C6 64
2953276DEL6 64
2953277V6 65
2953277V7 65
2953278C6 64
2953278I6 64
2953278KHI6 65
2953278KHI6-C 65
2953278LAM6PR 64
2953278PHI6 64
2953278SIG6 64
2953278SIG7 64
2953278V6-I 64
29532710D6 64
29532710SIG6 64
29532711SIG7 64
29544112C 97
29544112CS 98
29544115C 97
29544115CS 98
29544222A 103
29544222AD 103
29544222D 104
29544222DD 104
29544222E 105
29544222ED 105
29544222F 102
29544222FD 102
29544223A 103
29544223AD 103
29544223D 104
29544223DD 104
29544223E 105
29544223ED 105
29544223F 102
29544223FD 102
29544224A 103
29544224AD 103
29544224D 104
29544224DD 104
29544224E 105
29544224ED 105
29544224F 102
29544224FD 102
29544225A 103
29544225AD 103
29544225D 104
29544225DD 104
29544225E 105
29544225ED 105
29544225F 102
29544225FD 102
29545822B 100
29545822S 100
29545823B 100
29545823S 100
29546100A 95
29546100C 94
29546100D 94
29546100E 94
29546101A 95
29547001A 96
29547001AE 96
29547100C 106
29547100D 106
29547100E 106
29547221L 99
29547221M 99
29547221P 99
29547221R 99
29549412A 101
29549413A 101
29549414A 101
29549415A 101
29558601 53
29558602 53
3004075 554
3004096 554
3004097 554
3004101 552
3004102 553
3004103 553
3004105 552
3004106 552
3004108 552
3004111 553
3004112 553
3037610 552
3109051 119
3109051BR 119
3109054 121
3109056BR 121
3109056GA 121
3109056KSB 111
3109056KSB 114
3109056KSB 119
3109056KSG 111
3109056KSG 114
3109056KSG 119
3109060GA 121
3109060KSB 111
3109060KSB 114
3109060KSB 120
3109060KSG 111
3109060KSG 114
3109060KSG 120
3110021BA 592
3110064 587
3110064 588
3110065 589
3110065TE 587
3110072DR/GA 587
3110072DR/GA 588
3110073DR/GA 587
3110073DR/GA 588
3110075DR/GA 587
3110075DR/GA 588
3110080 587
3110080 588
3110080AX 587
3110080AX 588
3110081 587
3110081 588
3110121AM 588
3110125AM 587
3110128AM 587
3110175GA 110
3110175GA 112
3110175GA 116
3110177 123
3110177K 109
3110177K 110
3110177K 111
3110177K 112
3110177K 113
3110177K 114
3110177K 123
3110178 110
3110178 112
3110178 116
3110180GA 111
3110180GA 113
3110180GA 116
3110200 550
3110201 549
3110202 550
3110203 549
3110205 550
3110206AN 549

3110207 549
3110208AN 549
3110209AN 550
3110211 572
3110212 572
3110213 572
3110216AN 541
3110217 541
3110218 541
3110220 540
3110220 541
3110225 591
3110226 591
3110227 591
3110232 591
3110233 591
3110234DR 412
3110234GA 412
3110235 591
3110238DR 412
3110238GA 412
3110239 412
3110240 412
3110245 415
3110246 591
3110247 416
3110250 587
3110250 588
3110250 589
3110259 587
3110259 588
3110259 589
3110263 591
3110270 415
3110272 415
3110273 416
3110273 590
3110275DR 411
3110275GA 411
3110285 367
3110286AX 414
3110288SU 414
3110302 361
3110302 364
3110306AN 361
3110306AN 362
3110307 365
3110307AN 365
3110308AN 365
3110309AN 361
3110309AN 362
3110310AN 361
3110310AN 363
3110311AN 361
3110311AN 364
3110314 366
3110315AN 365
3110318AN 365
3110318AN 402
3110319AN 366
3110341 540
3110342 540
3110343 A 540
3110344 A 540
3110345 540
3110345 A 540
3110348 540
3110359EX 587
3110359EX 588
3110364DR 587
3110364DR 588
3110364GA 587
3110364GA 588
3110365 587
3110365 588
3110366DR 587
3110366DR 588
3110366GA 587
3110366GA 588
3110367 587
3110367 588
3110367 589
3110367AX 587
3110367AX 588
3110367AX 589
3110368 587
3110368 588
3110369 587
3110369 588
3110370 588
3110370AX 587
3110370AX 588
3110370EN 588
3110371 588
3110374 590
3110375 587
3110375 588
3110378 587
3110378 588
3110380DR/GA 587
3110380DR/GA 588
3110381 587
3110381 588
3110382DR 587
3110382GA 587
3110383EM 587
3110384EM 160
3110384EM 588
3110384TE 587
3110384TE 588
3110385 590
3110388 S 590
3110389 589
3110397 590
3110399 125
3110403 109
3110403 110
3110403 111
3110403 112
3110403 113
3110403 114
3110403 123
3110404KS 113
3110404KS 117
3110404KV 117
3110423GA 110
3110423GA 112
3110423GA 116
3110452 586
3110452TA 586
3110453 586
3110453TA 586
3110454 586
3110454TA 586
3110455 586
3110455TA 586
3110456 586
3110456TA 586
3110457 586
3110457TA 586
3110458 586
3110458TA 586
3110465 586
3110465FT 587
3110465FT 588
3110465KV 587
3110465KV 588
3110465TA 586
3110470 109
3110470 116
3110471 109
3110471 116
3110474 126
3110475 126
3110476 126
3110476K 125
3110522 586
3110523 586
3110524 586
3110525 586
3110526 586
3110527 586
3110528 586
3110535 586
3110540GZ 370
3110542DR 368
3110542GA 368
3110552DR 369
3110552GA 369
3110552PD 370
3110552PG 370
3110562DR 367
3110562GA 367
3110563DR 367
3110563GA 367
3110564DR 367
3110564GA 367
3110565DR 367
3110565GA 367
3110731 334
3110731 338
3110731 344
3110731 347

3110732 334
3110732 338
3110732 344
3110732 347
3110733JO 252
3110733PL 252
3110750BA 347
3110750GZ 347
3110750PZ 347
3110755 347
3110755AN 347
3110759BI 347
3110759BS 347
3110802 346
3110802AN 346
3110803 346
3110803AN 346
3110854 413
3110860 413
3110861 413
3110862 413
3110863 413
3110864 418
3110866 418
3110875 410
3110876 410
3110877 410
3110878 410
3110879BA 415
3110879GO 417
3110893 411
3110894 411
3110925 418
3110927 417
3110927CS 417
3110928 417
3110928CS 417
3110932 416
3110937 416
3110950 342
3110950 / 950AN 333
3110950 / 950AN 333
3110950 / 950AN 337
3110950AN 342
3110951AN 333
3110951AN 337
3110951AN 342
3110952AN 333
3110952AN 337
3110952AN 342
3110954 342
3110954 / 954AN 333
3110954AN 342
3110955AN 333
3110955AN 342
3110957 342
3110957 / 957AN 333
3110957AN 342
3110958AN 333
3110958AN 342
3110960AN 334
3110960BR 334
3110960CA 341
3110960CH 341
3110960CH / 960CA 333
3110961AN 334
3110961BR 334
3110961CA 341
3110961CH 341
3110961CH / 961CA 333
3110962AN 334
3110962AX 345
3110962BR 334
3110962CA 341
3110962CH 341
3110962CH / 962CA 333
3110964 333
3110964 337
3110964 343
3110965AN 338
3110965BR 338
3110965CA 341
3110965CH 341
3110965CH / 965CA 337
3110966AN 338
3110966BR 338
3110966CA 341
3110966CH 341
3110966CH / 966CA 337
3110967AN 338
3110967BR 338
3110967CA 341
3110967CH 341
3110967CH / 967CA 337
3110969AN 333
3110969AN 337
3110969AN 343
3110970AN 333
3110970AN 337
3110970AN 343
3110971SC 334
3110971SC 338
3110972SC 334
3110972SC 338
3110972SU 345
3110973SA 345
3110973SC 334
3110973SC 338
3110973SU 345
3110976 342
3110976EQ 334
3110976EQ 338
3110976KB 334
3110976KB 338
3110977CA 333
3110977CA 341
3110978CA 341
3110978CH 341
3110978CH / 978CA 337
3110978SA 345
3110979AN 338
3110979BR 338
3120276 109
3120276 109
3120276 110
3120276 111
3120276 112
3120276 113
3120276 114
3120276 122
3120277 109
3120277 110
3120277 111
3120277 112
3120277 113
3120277 114
3120277 122
3120278 109
3120278 109
3120278 110
3120278 111
3120278 112
3120278 113
3120278 114
3120278 122
3120280AN 109
3120280AN 110
3120280AN 111
3120280AN 112
3120280AN 113
3120280AN 114
3120280AN 122
3120281AN 109
3120281AN 110
3120281AN 111
3120281AN 112
3120281AN 113
3120281AN 114
3120281AN 122
3120282 109
3120282 110
3120282 111
3120282 112
3120282 113
3120282 114
3120282 122
3120282AN 109
3120282AN 110
3120282AN 111
3120282AN 112
3120282AN 113
3120282AN 114
3120282AN 122
3120284AN 109
3120284AN 110
3120284AN 111
3120284AN 112
3120284AN 113
3120284AN 114
3120284AN 122
3120286 125
3120286KD 110
3120286KD 111

3120286KD 124
3120286KS 109
3120286KS 124
3120288KD 110
3120288KD 111
3120288KD 124
3120288KS 109
3120288KS 124
3120290KD 112
3120290KD 113
3120290KD 114
3120290KD 125
3130010 518
3130020 518
3204379DR 371
3204379GA 371
3243660 S 374
3243664 375
3243666DR 378
3243666GA 378
3243680 372
3243681 372
3243685 372
3243687 372
3243688 372
3243689 372
3243794DR 371
3243794GA 371
3243801 372
3343623 381
3343631 380
3343633 380
3343634 380
3343635 380
3343637 381
3343657 373
3343657CR 375
3343658 373
3343659 373
3343663 376
3343663FS 376
3343663GA 376
3343665 376
3343669 376
3343676DR 378
3343676GA 378
3343677DR 378
3343677GA 378
3343680 377
3343681SC 377
3343682 374
3343682CR 375
3343683 374
3343690 377
3343690CR 377
3343720DR 371
3343720GA 371
3343796DR 371
3343796GA 371
3368250DE 379
3404408 610
3444000 607
3444005 607
3444010 607
3444020 607
3444031 608
3444036 409
3444036PE 409
3444036SU 409
3444037 606
3444039 607
3444041 409
3444060 DR 609
3444060 GA 609
3444061 610
3444065 610
3444066 610
3444071 610
3444072 609
3444104SJ 609
3444105SJ 609
3444114 606
3444115 606
3444116 607
3444117 608
3444134 608
3444135 610
3444400 606
3543500 161
3543563 612
3543569 613
3543570 613
3543578 409
3543589 612
3543591 612
3543594 611
3543595 611
3543596 611
3543598 614
3543599 615
3543600 615
3543607S 611
3543608 614
3543609 613
3543610 613
3543612 614
3543612BU 614
3543612MA 614
3543615DR 611
3543615GA 611
3543616 408
3543616AR 408
3543616SU 408
3543617 407
3543617GO 407
3543617SU 407
3543618 408
3543620 407
3543621 S 407
3543625 408
3543626 408
3543630 611
3543640 405
3543640 GO 405
3543640 RA 405
3543641 405
3543641 GO 405
3543641 RA 405
3543642 406
3543642 GO 406
3543642 RA 406
3543644 406
3543644 GO 406
3543644 RA 406
3543646 613
3543647 596
3543647GU 596
3543647SU 596
3543649 596
3543652 596
3543653 613
3543654 596
3543656BA 407
3543658 407
3543658GO 407
3543658SU 407
3543663 613
3543664 613
3544005 595
3544016 595
3544030GA 592
3544031 592
3544036 593
3544050GA 595
3544051 595
3544100GA 594
3544101 594
3544102VS 594
3544104 594
3643740 148
3643788 157
3643788AB 157
3643788AG 157
3643788SU 157
3643789VI 157
3643794AB 155
3643794AG 155
3643794SO 155
3643798 154
3643798AG 154
3643799 153
3643813 141
3643814 140
3643818 140
3643819 140
3643828 153
3643828BR 153
3643829 153
3643830 142
3643833 140
3643835 140
3643837 153
3643838 151

3643841 143
3643842 143
3643843 143
3643846 141
3643848 141
3643902 158
3643903 158
3643904 158
3643905 158
3643906 158
3643907 155
3643908 156
3643908AB 156
3643908AG 156
3643908SO 155
3643909 156
3643909VI 156
3643910 158
3643920 154
3643921 154
3643930 152
3643931 152
3643932 152
3643933 152
3643934 152
3643935 152
3643936 152
3644224BL 621
3644224BR 621
3644224TL 621
3644224TR 621
3644229VE 623
3644230S 621
3644234 620
3644240 622
3644241S 624
3644242S 624
3644243DS 623
3644243GS 623
3644243VS 623
3644244S 624
3644245S 622
3644246S 622
3644247S 620
3644248S 620
3644252S 618
3644253 S 621
3644254 619
3644255 619
3644258 618
3644259 618
3644260 618
3644265 510
3644266S 159
3644268 159
3644269 159
3644275 509
3644280K 601
3644280M 601
3644283 148
3644287 508
3644288 509
3644289 509
3644291 510
3644294 511
3644295 508
3644296 508
3644297 510
3644300S 619
3644302S 619
3644303 620
3644305 623
3644320 511
3644327 511
3644327DO 512
3644332 511
3644332DO 512
3655030 598
3655032 598
3655033 598
3655038 598
3655039 597
3655050 597
3655051 597
3655052 597
3655054 597
3655066 149
3655068 149
3655070 151
3655072 149
3655086 146
3655089 146
3655089 150
3655090 146
3655090 150
3655096 149
3655097 148
3655098 148
3655099 147
3655101 147
3655105 147
3655107 145
3655111 145
3655112S 145
3655115 144
3655116 145
3655120 145
3655121 145
3655125 146
3655130EM 147
3655130RO 144
3655140 144
3655141 144
3744470 162
3744470SB 162
3744472 162
3744472SB 162
3744474 162
3744474SB 162
3744481 164
3744483 164
3744490 162
3744491 162
3744492 163
3744493 163
3744494 164
3744495 164
3744496 164
3744507 170
3744508 170
3744515 165
3744516 165
3744591CR 599
3744597AN 164
3744610 171
3805105 555
3805106 555
3805109 555
3805110 558
3805111 558
3805113 557
3805130 469
3805132 469
3805133 469
3805138 563
3805141 560
3805142 560
3805143 561
3805144 564
3805155A 562
3805157 564
3805157A 562
3805158 562
3805159 562
3805160 P 562
3805185 563
3805188 563
3805189 563
3805191 561
3805200 556
3805201 556
3805202 556
3805203 557
3805204 557
3805205 557
3805370 558
3805371 558
3805374 558
3805375 559
3805376 559
3805389 559
3805390 559
3805391 558
3805450 560
3805451 560
3805700 469
3805710 469
3851370 J 560
3851370 L 560
3851370 M 560
3851370 N 560
3943948 627
3943951GA 627

3943952 628
3943955 626
3943956 626
3943957 625
3943958 625
3950101 160
3950108 160
3950116 160
3950249GA 129
3950250BU 131
3950250GA 129
3950251GA 129
3950252GA 130
3950253GA 130
3950254BU 131
3950255BU 131
3950255GA 129
3950256GA 129
3950257 131
3950258GA 130
3950259GA 130
3950269 137
3950270 S 132
3950292 135
3950294 132
3950296 160
3950297 160
3950298 160
3950299 160
3950300 160
3950302 132
3950303 132
3950304 499
3950305 499
3950306 132
3950307 132
3950308 132
3950309 132
3950310 499
3950311 499
3950312 499
3950313 136
3950313BS 136
3950313RS 136
3950317 132
3950318 499
3950330ET 499
3950331 499
3950332 500
3950345 499
3950346 499
3950347 499
3950349 499
3950350 499
3950355 499
3950361 500
3950362 500
3950363 500
3950364 500
3950367SU 501
3950368SU 501
3950375 501
3950375JU 501
3950376JU 501
3950377 501
3950385 481
3950388 486
3950390 486
3950391 486
3950392 486
3950393 486
3950426 E 484
3950427 E 484
3950443 483
3950446 483
3950450 486
3950452 486
3950500 496
3950500BR 496
3950501 497
3950501TG 489
3950502 497
3950503 497
3950505 S 495
3950506 495
3950506CO 495
3950506ET 495
3950507 492
3950507IN 492
3950508 495
3950511 489
3950512 495
3950514 S 495
3950591 457
3950591KC 463
3950592 457
3950592KC 463
3950593 458
3950593KC 464
3950594 458
3950594KC 464
3950594SH 459
3950594SU 459
3950595 457
3950595KC 463
3950595KS 461
3950595KSE 461
3950596 460
3950596KC 464
3950596KSE 462
3950600SE 465
3950603KS 461
3950603KSE 462
3950606EI 458
3950606KC 464
3950615 465
3950616 465
3950617 465
3950618 465
3950628 450
3950628SF 450
3950629 450
3950629SF 450
3950629SU 466
3950634 450
3950634SF 450
3950634SU 466
3950635 451
3950635SF 451
3950636 451
3950636SF 451
3950637 451
3950637SF 451
3950638 452
3950638EN 468
3950638SF 452
3950639 453
3950639SF 453
3950639SU 468
3950645 452
3950645SF 452
3950646 452
3950646SF 452
3950658 491
3950659 491
3950661 489
3950663 489
3950665 489
3950666 489
3950669 489
3950670 490
3950671 490
3950679SH 467
3950680 453
3950680SF 453
3950680SU 459
3950680SU 466
3950681 453
3950681SF 453
3950682 454
3950682SF 454
3950683 454
3950683SF 454
3950683SU 467
3950684 454
3950684SF 454
3950684SH 468
3950685 455
3950685SF 455
3950686 455
3950686SF 455
3950687 455
3950687SF 455
3950689 456
3950689SF 456
3950801 127
3950802 127
3950806 127
3950811 127
3950812 127
3950816 128
3950821 128
3951284GA 505

3951286GA 505
3951288GA 505
3951289GA 507
3951305 507
3951307GA 507
3951450 505
3951451 505
3951452 505
3951458 505
3951460 507
3951462 507
3951465 505
3951466 506
3951474 506
3951475 506
3951477 506
3951478 506
3951500 503
3951501 503
3951510 503
3951511 503
3951520 503
3951521 503
3951531 503
3951620 504
3951621 504
3951630 504
3951631 504
3951635 504
3951636 504
3952000 470
3952001 470
3952010 470
3952011 470
3952012 471
3952013 471
3952016 471
3952017 471
3952020 470
3952022 471
3952023 471
3952024 473
3952030 472
3952031 472
3952032 472
3952033 472
3952040 473
3952041 473
3953001 519
3953002 520
3953003 520
3953011 519
3953012 520
3953013 520
3953021 521
3953022 521
3953023 521
3953031 521
3953045 519
3953046 519
3953100 519
3953101 519
3953111 519
3953145 519
3953146 519
3953201 519
3953202 520
3953203 520
3953211 519
3953212 520
3953213 520
3953221 521
3953222 521
3953223 521
3953231 521
3953245 519
3953246 519
398Z1000 444
398Z1010 444
398Z1020 444
398Z1021 444
398Z1040 444
398Z1043 444
398Z1060 444
398Z1063 444
398Z1080 444
398Z1090 444
398Z1200 444
398Z1210 444
398Z1220 444
398Z1221 444
398Z1240 445
398Z1243 445
398Z1260 445
398Z1263 445
398Z1280 445
398Z1290 445
398Z1300 445
398Z1310 445
398Z1320 445
398Z1340 445
398Z1360 445
398Z3000 446
398Z3002 446
398Z3010 446
398Z3020 446
398Z3021 446
398Z3040 446
398Z3043 446
398Z3060 446
398Z3063 446
398Z3080 446
398Z3090 446
398Z3100 446
398Z3110 446
398Z3120 446
398Z3140 447
398Z3160 447
398Z4200 447
398Z4210 447
398Z4220 447
398Z4221 447
398Z4240 447
398Z4243 447
398Z4260 447
398Z4263 447
398Z4280 447
398Z4290 447
398Z8000 449
398Z8010 449
398Z8020 449
398Z8030 449
398Z8031 449
398Z8040 449
398Z8050 449
398Z8060 449
398Z8061 449
398Z8420 448
398Z8440 448
398Z8620 448
398Z8640 448
398Z3020006 446
398Z3020007 446
3943ES1A 628
3943ES2A 628
3943ES3A 628
3943ES4A 628
4051912R 440
4051913 440
4051916 440
4051918 440
4051925 440
4051933 441
4052226 441
4052240OP 436
4052250OB 438
4052280 439
4052300 436
4052310 436
4052320 438
4052330 437
4052335 438
4052350 437
4052360 437
4052370 437
4052380 437
4052400 438
4052450 439
4052455 439
4052460 439
4052500 436
4052510 436
4104658 570
4104659 570
4104660 570
4104661 571
4104662GR 570
4104668 569
4104672IN 569
4104678 570
4104683 568
4104684 568
4104685 568

4104686 568
4104688 567
4104691 567
4104691BL 567
4104692 567
4104693 567
4104695 567
4104710 568
4104711 568
4104712 568
4104713 568
4137275FD 569
4137275FF 569
4137275HF 569
4137275JG 569
4137275TY 569
4137275VV 569
4137320 569
4144312BO 228
4144312BU 227
4144313 228
4144315 227
4144315PO 227
4144315SS 227
4144316 227
4144316PO 227
4144317 228
4144317AV 228
4144317VE 228
4146710 569
4147412 571
4147413 571
4147414 571
4147415 571
4147416 571
4272110 D 603
4272112 603
4272113 604
4272114 604
4272117ED 605
4272117JD 605
4272118 605
4272119 600
4272120 600
4272122 601
4272124 601
4272125 600
4272126 600
4272127 600
4272130BL 604
4272130NB 604
4272130NO 604
4272130NV 604
4272130RO 604
4272131B 604
4272131K 604
4272131M 604
4272153 605
4272162 603
4272165 600
4300850 527
4471817 565
4471818 565
4471819 565
4471820 565
4471821 565
4471822 565
4471825 565
4471826 565
4471827 565
4471828 565
4471829 565
4471840 565
4471849 565
4471850 565
4471851 565
4471852 565
4471853 565
4471854 565
4471856 566
4503494 566
4503498PC 566
5000440 599
5000448 598
5000448IN 598
5000449 599
5000450 598
5000451BR 598
5000451ZI 598
5000453 599
5000454 S 599
5000457 604
5000514 603
5000541 S 602
5000825 S 602
5000831S 601
5000842S 601
5000850 602
5000851 S 602
5000885 S 602
5000887 S 602
5039214 491
5039216 491
5052700 442
5052710 442
5102522 161
5103318 133
5103337SC 133
5103340 442
5103345 133
5103346 133
5103347 133
5103348 133
5103349 134
5103350 442
5103351 442
5103353 442
5103355 134
5132690 133
5132691 134
5133407 442
5133533 442
5133535 442
5133537 442
5133541 442
5403007GR 304
5403007GV 304
5403007GW 304
5501108FH 123
5501108FH 137
5814151SE 587
5814151SE 588
5871261HA 343
5871261VA 595
6051000JU 141
80110743A 167
80110848A 166
80110849A 167
10050613A 306
10050613B 308
10090614A 309
10090614B 309
10150619A 312
10150619B 314
10180620A 318
10180620B 319
13100335A 354
13100337A 354
13210336A 354
13210338A 354
13310339A 354
100506120 311
100506130 308
100506270 311
100506290 306
100510188 306
100510482 311
100511073 315
100511075 314
100906140 309
100906300 310
100911074 321
100911076 320
101506190 314
101506350 312
101806200 318
101806360 319
102006150 307
102006160 310
102006170 313
102006180 320
102006310 307
102006320 310
102006330 313
102006331 312
102006340 319
102006341 320
102106230 315
102110378 316
102110379 315
102110380 321
102510376 316
131003173 357

131003174 357
131003175 357
131003180 357
131003181 358
131010481 351
131011142 351
131011434 354
131011658 360
131011659 360
131011674 360
131011711 354
131011800 350
131011816 351
131011857 351
131011882 350
131011965 351
132103850 351
133110261 355
190503330 186
190510265 186
190803323 187
190810263 188
190810264 187
240511758 419
240511759 421
240511796 419
240511895 420
294544111 97
294544112 97
294544220 107
294544221 107
294545821 107
294545860 107
294547222 107
294547260 107
300511878 331
300511879 331
300511880 331
300511881 331
350507311 142
350507321 142
350507331 143
350510245 142
350510761 142
352110647 629
352110710 629
400510419 133
510510554 422
510510554 424
510510555 422
510510555 424
510510555A 422
510510555A 424
510510555T300 422
510510555T300 424
510510556 422
510510556 424
510510556 429
510510556 429
510510925 426
510510925 434
510511016 422
510511279 427
510511279 431
510511427 429
510511428 429
510511429 429
510511462 429
510511463 429
510511464 432
510511465 432
510511467 431
510511469 429
510511587 431
510511598 429
510511643 422
510511689 428
510511689 433
510511821 426
510511823 422
510511823 422
510511824N1500 422
510511824N1500 423
510511824N2000 422
510511824N2000 423
510511824N2500 422
510511824N2500 423
510511824N3000 422
510511824N3000 423
510511825 422
510511826 422
510511850 422
510511851 422
510511852 422
510511853 422
510511854 423
510511867 422
510511868 423
510511952 424
510511953 424
510511954 424
510511955 425
510511956 425
580610497 530
580610498 530
580611207 525
580611208 525
580611209 525
580611210 525
580611211 525
600010795 526
600011412 526
600011413 526
605011957 422
710511283 426
710511283 434
740510817 426
741209031 530
741211058 427
741211058 434
800500034 168
800500052 168
800507246 170
800507246 423
800507246 424
800507246T300 170
800507247 170
800507247 423
800507247 424
800507247T300 423
800507247T300 424
800507247T350 170
800507251 170
800507260 169
800507270 169
800507280 169
800507282 169
800508362 168
800508530 168
800510218 168
800510246 168
801100044 166
801107427 167
801108480 166
801108490 167
801108500 166
801110476 166
801110477 165
801110882 167
801110883 165
801111420 165
801111948 172
801111949 172
801607350 171
801607360 171
801607370 171
801607371 171
3110802CA 347
3110803CA 347
3110802CH 347
3110803CH 347
2905600 48
K011010 400
K011011-80 400
K011011-120 400
K012142 403
K012155 403
K012158 400
K012159 400
K012160 400
K012161-02 401
K012161-05 401
K012174-02 401
K012174-05 401
K012181 400
K012182 400
K012380-07 403
K032138 383
K032138 400
K032143 403
K032144 402
K032145 402
K032151 383

K032151 403
K032239 402
K0121760-02 401
K0121760-05 401
K204001 385
K204002 385
K204003 385
K204201 384
K204202 384
K204203 384
K204301-B 384
K204302-B 384
K204303-B 384
K204401-B 384
K204402-B 384
K204403-B 384
K204701 385
K204702 385
K204703 385
K204801 385
K204802 385
K204803 385
K204901 385
K204902 385
K204903 385
K205001 387
K205002 387
K205003 387
K205201 386
K205202 386
K205203 386
K205231 386
K205232 386
K205233 386
K205301-B 386
K205302-B 386
K205303-B 386
K205401-B 386
K205402-B 386
K205403-B 386
K205701 387
K205702 387
K205703 387
K205801 387
K205802 387
K205803 387
K205901 387
K205902 387
K205903 387
K206001 389
K206002 389
K206003 389
K206201 388
K206202 388
K206203 388
K206231 388
K206232 388
K206233 388
K206301-B 388
K206302-B 388
K206303-B 388
K206401-B 388
K206402-B 388
K206403-B 388
K206701 389
K206702 389
K206703 389
K206801 389
K206802 389
K206803 389
K206901 389
K206902 389
K206903 389
K208001 391
K208002 391
K208003 391
K208041 393
K208042 393
K208043 393
K208201 390
K208202 390
K208203 390
K208231 390
K208232 390
K208233 390
K208241 392
K208242 392
K208243 392
K208251 392
K208252 392
K208253 392
K208301-B 390
K208302-B 390
K208303-B 390
K208341-B 392
K208342-B 392
K208343-B 392
K208401-B 390
K208402-B 390
K208403-B 390
K208441-B 392
K208442-B 392
K208443-B 392
K208701 391
K208702 391
K208703 391
K208741 393
K208742 393
K208743 393
K208801 391
K208802 391
K208803 391
K208841 393
K208842 393
K208843 393
K208901 391
K208902 391
K208903 391
K208941 393
K208942 393
K208943 393
K210001 395
K210002 395
K210003 395
K210201 394
K210202 394
K210203 394
K210231 394
K210232 394
K210233 394
K210301-B 394
K210302-B 394
K210303-B 394
K210401-B 394
K210402-B 394
K210403-B 394
K210701 395
K210702 395
K210703 395
K210801 395
K210802 395
K210803 395
K210901 395
K210902 395
K210903 395
K211001 397
K211002 397
K211003 397
K211201 396
K211202 396
K211203 396
K211231 396
K211232 396
K211233 396
K211301-B 396
K211302-B 396
K211303-B 396
K211401-B 396
K211402-B 396
K211403-B 396
K211701 397
K211702 397
K211703 397
K211801 397
K211802 397
K211803 397
K211901 397
K211902 397
K211903 397
K212001 399
K212002 399
K212003 399
K212201 398
K212202 398
K212203 398
K212231 398
K212232 398
K212233 398
K212301-B 398
K212302-B 398
K212303-B 398
K212401-B 398
K212402-B 398

K212403-B 398
K212701 399
K212702 399
K212703 399
K212801 399
K212802 399
K212803 399
K212901 399
K212902 399
K212903 399
S01117022 224
S10313010 193
S20313004 193

ATTELAGES
COUPLINGS

ACCESSOIRES POUR ATTELAGES / *ACCESSORIES FOR COUPLINGS*	74
ANNEAUX D'ATTELAGE / *DRAWBAR EYES*	57
ATTELAGES À BROCHE / *BOLT COUPLING*	45
BARRES DE REMORQUAGE / *TOWING BARS*	51
CHAPES / *TOWING YOKES*	41
CROCHETS / *COUPLINGS*	34
TÊTES DE FLÈCHE / *DRAWBAR HEADS*	54
TRAVERSES VI / *TOW BAR*	70
TRAVERSES VUL / *TOW BAR FOR HOOK*	62

Recommandations pour attelages (crochets, anneaux et têtes de flèches)

Un appareil d'attelage constituant l'interface entre le véhicule tracteur et la remorque est un élément de SECURITE, aussi faut-il prendre en compte, dans l'ordre, chaque critère de sélection afin d'être sûr de choisir l'appareil qui convient le mieux.
Afin de vous aider dans votre démarche, il nous est paru nécessaire de regrouper dans le glossaire qui suit, la terminologie couramment employée pour définir le choix de votre appareil répondant à une fonction et à un cahier des charges donnés.

PTR (t) : Poids Total Remorqué en charge.
PTRA (t) : Poids Total Roulant Autorisé.
PTAC (t) : Poids Total Autorisé en Charge (masse du véhicule).
D (KN) : Effort dynamique horizontal maximal généré par un convoi à flèche articulée (figure 1).
Dc (KN) : Effort dynamique horizontal maximal généré par un convoi à essieu(x) central(aux) (figure 3).
T (t) : PTAC du véhicule tracteur.
R (t) : PTR de la remorque à flèche articulée.
C (t) : PTR de la remorque à essieu(x) central(aux).
V (KN) : Effort dynamique vertical maximal admissible généré par un convoi avec une remorque à essieu(x) central(aux).
S (Kg) : Charge statique verticale.
X (m) : Longueur du plateau d'une remorque à essieu(x) central(aux).
L (m) : Longueur de l'anneau au centre des essieux.
a : Coefficient égal à 2,4 pour un véhicule tracteur ayant une suspension mécanique.
Coefficient égal à 1,8 pour un véhicule tracteur ayant une suspension pneumatique.
U (t) : Charge verticale appliquée à la sellette.

Convoi à flèche articulée

Figure 1

Figure 2

Convoi à essieu central

Figure 3

Figure 4

EFFORTS ET CHARGES :
Les évaluations qui suivent doivent se faire en considérant les valeurs en ordre de marche, c'est à dire véhicule tracteur et remorque tous deux chargés. Le critère employé est le Poids Total Remorqué (R ou C) mais celui-ci ne suffit pas, il faut lui adjoindre en fonction de la configuration du convoi les caractéristiques suivantes :

1er cas : remorque à flèche articulée : (figure 1 et figure 2).
Evaluer l'effort dynamique D généré par le convoi

$$D = \frac{T \times R}{T + R} \times 9{,}81$$

Dans ce cas on considère qu'il n'y a pas de composante verticale d'effort, ceci correspond à une flèche horizontale, parallèle au sol.
Si ce n'est pas le cas, tenter d'obtenir cette horizontalité par le réglage de l'anneau ou du crochet afin de ne pas limiter les débattements angulaires.

2ème cas : Remorque à essieu(x) central(aux) : (figure 3 et 4).
Evaluer les efforts dynamiques suivants générés par le convoi :

$$Dc = \frac{T \times C}{T + C} \times 9{,}81 \quad \text{et} \quad V = \frac{X \times X \times C \times a}{L \times L}$$

et rechercher la charge statique : S.

Les valeurs D, Dc, V, S données dans ce catalogue correspondent aux capacités maximales des produits présentés. Il appartient au client de choisir en fonction du convoi à équiper et dans le respect du code de la route (R54...), le ou les produits présentant une capacité supérieure aux efforts générés par le convoi.

GÉOMÉTRIE DE LA TRAVERSE :
La plupart des traverses sont percées à l'origine et conçues pour tracter une charge maximale donnée. Aussi les normes NFR 17110 (BNA 787), ISO 3853 et 3584 ainsi que DIN74051 définissent ces géométries de perçage, ainsi le tableau ci après regroupe les principaux perçages utilisés :

PERCAGE	Ø C (mm)	A (mm)	B (mm)	Ø D (mm)	E (mm)	Code Pommier	Code DIN
2 trous	17	-	-	-	90	P4	-
4 trous	17	90	40	-	-	P5	-
4 trous	17	90	50	-	-	P6	-
4 trous	10,5	83	56	55	-	P0	U ou G125
4 trous	13	85,7	44,5	-	-	PUS	-
4 trous	15	120	55	75	-	P1	U ou G135
4 trous	17	140	80	85	-	P2	U ou G145
4 trous	21	160	100	95	-	P3	U ou G150
6 trous	21	260	100	85	180	G260	-

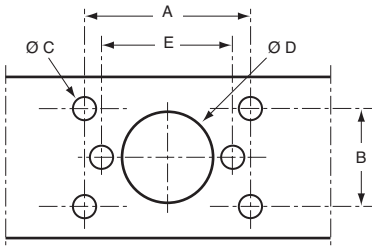

pour toute autre dimension : nous consulter.

Recommandations pour attelages (crochets, anneaux et têtes de flèches)

COMPATIBILITÉ :

Dans certains cas Il se peut que le choix de l'anneau ou de l'attelage soit déja figé et qu'il faille déterminer l'élément complémentaire, il est alors nécessaire de prendre en compte la COMPATIBILITE des produits entre eux, le tableau suivant donne en zone ombrée la compatibilité des différents couples.

		ANNEAUX								
		18x28	20x40	30x50,6	36x56	BNA 42x68	DEFA 42x76	Tête attelage rotule 50 mm	DIN40	DIN50
ATTELAGES	Chape 90				✓	✓	✓			
	Chape 93A			✓	✓	✓	✓			
	Chape 93R			✓	✓	✓	✓	✓		
	Chape 98					✓	✓			
	Chape 98 boule					✓	✓	✓		
	Chape 99A					✓	✓			
	Crochet 03		✓							
	Crochet 25C	✓	✓		✓	✓	✓			
	Crochet 41A				✓	✓	✓			
	Crochet 45					✓	✓			
	Crochet 57					✓	✓			
	Crochet 64					✓	✓			
	Crochet 70C					✓	✓	✓		
	Crochet 77					✓	✓			
	Crochet A500								✓	
	Crochet COMPACT 40								✓	
	Crochet EUROTRACT									✓
	Crochet INTEGRAL					✓	✓			
	Crochet KONEXO					✓	✓			
	Crochet MINITRACT								✓	
	Crochet MULTIS					✓	✓	✓		
	Rotule							✓		

Dans tous les cas de figure, compte tenu des normes NFR 411.01 et 02 (BNA 263 et 264) et la spécification technique DEFA STAC 1814 (militaire) et pour éviter tout danger :
- pour une utilisation civile, le Bureau National de l'Automobile préconise un crochet bloqué en rotation autour de son axe longitudinal accouplé à son anneau (ou tête de flèche) pouvant tourner autour de son axe longitudinal,
- en ce qui concerne l'application militaire, le crochet est tournant et l'anneau (42 x 76) fixe,
- il en est de même pour les versions civiles des attelages à accoupler avec les anneaux DIN bagués de 40 et de 50mm d'après les normes DIN 74051, 74053, 74054 et ISO s'y rapportant.

PARAMÈTRES DE MONTAGE :

Sauf spécification contraire mentionnée dans la notice de montage, tous les appareils sont prévus pour être boulonnés. Les vis de fixation doivent être au minimum de classe 8.8, les écrous indesserrables ou équipés d'une rondelle grower sont d'une classe associée à la qualité de la vis. Les couples de serrage, fonction des diamètres sont préconisés dans le tableau ci-après :
** Tolérance du couple de serrage suivant norme NFE 25-030 Classe de précision C20 ±20%*

	Classe des vis	M10 x1,5	M12 x1,75	M14 x2	M16 x2	M20 x2,5	M10 x1,25	M12 x1,25	M14 x1,5	M16 x1,5	M20 x1,5
Ma (Nm) μ=0,14	8,8	49	85	135	210	425	52	93	145	225	475
	10,9	72	125	200	310	610	76	135	215	330	680
	12,9	84	145	235	365	710	90	160	255	390	790

ENTRETIEN SÉCURITÉ :

Ne le négligez pas !!
Votre attelage est une pièce de sécurité. A ce titre, il doit être entretenu et surveillé régulièrement tous les 10 000 km ou tous les mois, premier échu.
Lubrifier fréquemment, par l'intermédiaire des graisseurs ou par accès direct aux pièces mobiles, au moins tous les 10 000 km ou tous les mois.
Vérifier en même temps que les usures et matages ne dépassent pas ce qui est préconisé dans la notice de montage livrée avec le produit ou à défaut de spécification 0,5 mm.

PIÈCES DE RECHANGE :

Consultez nous, nous vous conseillerons selon vos besoins.
En cas de démontage, changer les goupilles et les accessoires "consommables".

ÉTUDES CONSEIL :

Nous nous tenons à votre disposition pour répondre à tous vos besoins spécifiques et ponctuels de conseil, d'études et de fabrication.
Nous nous réservons le soin d'apporter sur toutes les pièces constituants nos appareils, toute modification pouvant contribuer à une amélioration, ainsi toutes les dimensions reprises dans ce catalogue ne sont données qu'à titre informel et peuvent donner lieu à modification sans préavis de notre part.

Exemples de calculs

Utilisation d'une tête de flèche sur remorque à flèche articulée

Recherche du **D'** (kN)

Formule : $D = \frac{T \times R}{T + R} \times 9{,}81$

Il s'agit de trouver une tête de flèche sur le catalogue général ayant une valeur D supérieure ou égale à la valeur D' du convoi.

P.T.R.A.	75
P.T.R. remorque : R	38
P.T.A.C. porteur : T	37

Exemple numérique :

$D' = \frac{37 \times 38}{37 + 38} \times 9{,}81$

D' = 183,9 kN

Nous obtenons une valeur D' = 183,9 kN pour ce convoi. A partir de cette valeur D', rechercher la valeur D supérieure figurant au catalogue.
Exemple : les têtes de flèches référencées ci-dessous peuvent répondre à ce cas d'utilisation.
Réf. **2905922**
NOTA : sur une remorque à flèche articulée, les valeurs V (kN) et S (kg) sont négligeables. Elles ne seront pas prises en compte pour le calcul, dans la mesure où la flèche est horizontale parallèle au sol.

Utilisation d'une tête de flèche sur remorque à essieu(x) central(aux)

Recherche de **V'** (kN) et du **Dc** (kN)

Formule : $V = \frac{C \times X \times X \times a}{L \times L}$ $\quad Dc = \frac{T \times C}{T + C} \times 9{,}81$

Il s'agit de trouver une tête de flèche sur le catalogue général ayant à la fois une valeur de **D** et une valeur **V** supérieure ou égale à la valeur **V'** et **DC'** du convoi.
Exemple numérique : X = 6500 ; L = 5030 ; a = 1,80 (suspension pneumatique)

P.T.R.A.	44
P.T.R. remorque : C	19
P.T.A.C. porteur : T	25

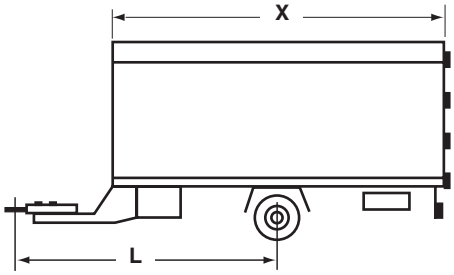

$V' = \frac{19 \times 6500 \times 6500 \times 1{,}80}{5030 \times 5030}$ $\quad Dc' = \frac{25 \times 19}{25 + 19} \times 9{,}81$

V' = 57,11 kN

Pour le convoi cité ci-dessus, la valeur D'c est de 105,90 kN.
Nous obtenons une valeur V' = 57,11 kN et D'c = 105,90 kN pour ce convoi. A partir de ces deux valeurs, rechercher les valeurs V et Dc supérieures figurant au catalogue.
Exemple : les têtes de flèches référencées ci-dessous peuvent répondre à ce cas d'utilisation.
Réf. **2905917**

Recommandation : pour contrôler la valeur de S (kg) (charge statique maximale admissible), nous conseillons de la mesurer en bout de flèche de remorque une fois celle-ci en ordre de marche (chargement uniformément réparti à l'intérieur de la remorque).

Recommendations for couplings *(couplings, drawbar eyes and drawbars heads)*

A trailer coupling, as the interface between a tractor and trailer, is an essential SAFETY item. Each selection criterion must be reviewed in sequence to be sure of selecting the best equipment for the trailer. In order to provide guidance for selecting the right coupling, we have compiled the following glossary of the terms commonly used to determine a coupling for a given function and to meet given specifications.

TTW	***(t):***	*Total Trailer Load*
TTWA	***(t):***	*Authorised Total Trailer Load*
GVWR	***(t):***	*Gross vehicle weight rating*
D	***(kN):***	*Maximum Horizontal Dynamic Force produced by an articulated drawbar trailer (Figure 1)*
Dc	***(kN):***	*Maximum Horizontal Dynamic Force produced by a central axle(s) trailer (Figure 3)*
T	***(t):***	*TTW of the tractor*
R	***(t):***	*TTW of the articulated drawbar trailer*
C	***(t):***	*TTW of the central axle trailer*
V	***(kN):***	*Maximum Acceptable Vertical Dynamic Force produced by a central axle trailer*
S	***(kg):***	*Vertical static load*
X	***(m):***	*Length of the loading platform of a central axle trailer*
L	***(m):***	*Length of the drawbar at the centre of the axle*
a:		*Coefficient of 2.4 for a tractor with mechanical suspension*
		Coefficient of 1.8 for a tractor with pneumatic suspension
U	***(t):***	*Vertical load applied to the fifth wheel*

Articulated drawbar trailer

Figure 1

Figure 2

Central axle trailer

Figure 3

Figure 4

FORCES AND LOADS:
The following evaluations should be made assuming values encountered during services, i. e. with the tractor and trailer loaded. The criteria used is the Total Trailer Load (R or C), however, this is not sufficient. The characteristics values indicators must also be incorporated to reflect the configuration of the truck:

Case 1: trailer with articulated drawbar: *(figures 1 and 2).*
Evaluate dynamic loads generated by the truck

$$D = \frac{T \times R}{T + R} \times 9{,}81$$

In this case, it is assumed that there is no vertical load component; this corresponds to a horizontal drawbar which is parallel to the ground. If this is not the case, attempt to achieve horizontality by adjustment of the coupling or the drawbar without restricting angular displacement.

Case 2: trailer with central axle(s): *(figures 3 and 4).*
Evaluate the following dynamic loads generated by the truck:

$$Dc = \frac{T \times C}{T + C} \times 9{,}81 \quad \textit{and} \quad V = \frac{X \times X \times C \times a}{L \times L}$$

Find the static load, S.

The D, Dc, V and S values given in this catalogue are the maximum capabilities of the products presented. In the respect of the highway code in force, the buyer is responsible for selecting a product (or products) with capabilities greater than the forces generated in a given truck.

UNDER BAR GEOMETRY:
Most under bar geometry are pre-drilled and designed to tract a predetermined maximum load. Standards NFR 17110 (BNA 787), ISO 3853 and DIN 74051 establish hole geometries. The table below gives the principal mounting dimensions and holes we use:

HOLE	***Ø C*** *(mm)*	***A*** *(mm)*	***B*** *(mm)*	***Ø D*** *(mm)*	***E*** *(mm)*	***Code Pommier***	***Code DIN***
2 holes	17	-	-	-	90	P4	-
4 holes	17	90	40	-	-	P5	-
4 holes	17	90	50	-	-	P6	-
4 holes	10,5	83	56	55	-	P0	U or G125
4 holes	13	85,7	44,5	-	-	PUS	-
4 holes	15	120	55	75	-	P1	U or G135
4 holes	17	140	80	85	-	P2	U or G145
4 holes	21	160	100	95	-	P3	U or G150
6 holes	21	260	100	85	180	G260	-

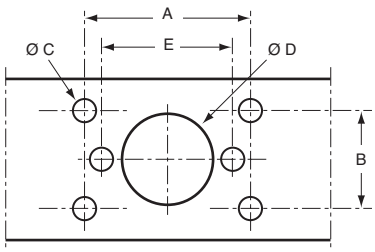

For other dimensions, consult us.

Recommendations for couplings *(couplings, drawbar eyes and drawbars heads)*

COMPATIBILITY:

In some cases, the coupling or drawbar eyes selection may already be made and additional hardware must be provided. In such cases, COMPATIBILITY of products is important. The shaded areas of the following table indicate compatible combinations.

		DRAWBAR EYES								
		18x28	20x40	30x50,6	36x56	BNA 42x68	DEFA 42x76	Coupling head towing ball 50 mm	DIN40	DIN50
COUPLINGS	Towing yoke 90				✓	✓	✓			
	Towing yoke 93A			✓	✓	✓	✓			
	Towing yoke 93R			✓	✓	✓	✓	✓		
	Towing yoke 98					✓	✓			
	Towing yoke 98 ball					✓	✓	✓		
	Towing yoke 99A					✓	✓			
	Coupling 03		✓							
	Coupling 25C	✓	✓		✓	✓	✓			
	Coupling 41A				✓	✓	✓			
	Coupling 45					✓	✓			
	Coupling 57					✓	✓			
	Coupling 64					✓	✓			
	Coupling 70C					✓	✓	✓		
	Coupling 77					✓	✓			
	Coupling A500								✓	
	Coupling COMPACT 40								✓	
	Coupling EUROTRACT									✓
	Coupling INTEGRAL					✓	✓			
	Coupling KONEXO					✓	✓			
	Coupling MINITRACT								✓	
	Coupling MULTIS					✓	✓	✓		
	Towing ball							✓		

In all cases, given specifications NFR 411.01 and 02 (BNA 263 and 264) and the DEFA STAC (military) technical specification and to eliminate risks:
- *for non-military applications, the French «National Automotive Bureau» specifies that the coupling should be fixed to prevent rotation around its longitudinal axis and coupled to a ring (or drawbar) which is free to rotate around its longitudinal axis.*
- *for military applications, the hook must be free to rotate and the drawbar (42 x 76) fixed.*
- *the same applies to civil versions or drawbar to be coupled to DIN drawbar with 40 or 50 mm supports as per DIN standards 74051, 74053, and 74054 and applicable ISO standards.*

ASSEMBLY PARAMETERS:

Excepted opposite otherwise mentioned in the technical notice, all drawbar devices are designed to be bolted. The bolt fastener must be minimum at least class 8.8, the locknuts or nuts with split lock washers should be of a class commensurate with the bolt used. Tightening torques as a function of diameter are tabulated below.
** Tolerance of the following tightening torque normalizes NFE 25-030 Classe precision C20 ±20%*

	Screw grade	M10 x1,5	M12 x1,75	M14 x2	M16 x2	M20 x2,5	M10 x1,25	M12 x1,25	M14 x1,5	M16 x1,5	M20 x1,5
Ma (Nm) μ=0,14	8,8	49	85	135	210	425	52	93	145	225	475
	10,9	72	125	200	310	610	76	135	215	330	680
	12,9	84	145	235	365	710	90	160	255	390	790

SAFETY MAINTENANCE:

Do not neglect safety maintenance.
Your drawbar is an important safety item. As such, it should be maintained and inspected regularly every 10,000 km, or every month, whichever comes first.
Lubricate drawbar frequently, either using lubricators or by directly accessing mobile components. Lubricate every 10,000 km, or every month.
When lubricating, check that wear or peening depth does not exceed 0,5 mm.

SPARE PARTS:

Consult us. We will advise you based on your needs.
If the equipment is disassembled, reassemble using new pins and consumables.

DESIGN SERVICES:

We are available to help with any of your specific requirements in the fields of consulting, design and manufacturing.
We reserve the right to modify any component of our product to help improve them. All dimensions given in this catalogue are given for information only and may be modified at any time without prior notice.

Examples of calculations

Using a drawbar on a trailer with articulate drawbar

*Find **D'** (kN)*

Formula: $D = \frac{T \times R}{T + R} \times 9{,}81$

This calculation is performed to identify a drawbar in the catalogue with a D value greater than or equal to D'.

T.T.W.A.	75
T.T.W. Trailer : R	38
T.T.W. Tractor : T	37

Illustration:

$D' = \frac{37 \times 38}{37 + 38} \times 9{,}81$

D' = 183,9 kN

This gives D' = 183.9 kN for this particular truck. Use the calculated D' value and find drawbar in our catalogue with a D value just above this value. Example: the drawbar references below are suitable for this case.
Ref. ***2905922***
Note: On a trailer with an articulated drawbar, the V (kN) and S (kg) values are negligible. They can be ignored in the calculation if the boom is horizontal and parallel to the ground

Using a drawbar on a trailer a central axle(s) trailer

*Find **V'** (kN) and **Dc** (kN)*

Formula: $V = \frac{C \times X \times X \times a}{L \times L}$ $\quad Dc = \frac{T \times C}{T + C} \times 9{,}81$

This calculation is performed to identify a trailer in the catalogue with a V value greater than or equal to the V' value for the truck.

Illustration: *X = 6,500; L = 5,030; a = 1.80 (with pneumatic suspension)*

T.T.W.A.	44
T.T.W. Trailer : C	19
T.T.W. Tractor : T	25

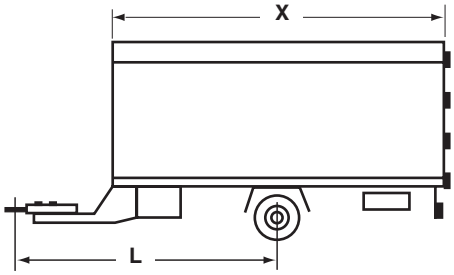

$V' = \frac{19 \times 6500 \times 6500 \times 1{,}80}{5030 \times 5030}$ $\quad Dc' = \frac{25 \times 19}{25 + 19} \times 9{,}81$

V' = 57,11 kN

For the above truck, the value of D'c is 105.90 kN.
We obtain V' = 57.11 kN and D'c = 105.90 for this particular truck. Now find a model in the catalogue with V and Dc values greater the minimum calculated.
Example: the drawbar head references below are suitable for this case.
Ref. ***2905917***

Suggestion: *to check the value of maximum admissible static loads, S (kg), we recommend you measure it at the end of the trailer drawbar once the trailer is in working condition (loads uniformly distributed on the trailer).*

Crochets fixes / *Fixed couplings*

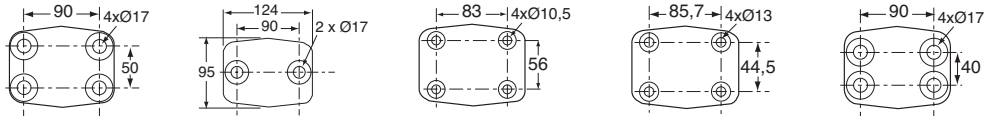

2905009 2905011 2905012 2905013 2905014

25 C

Crochet.
Coupling.

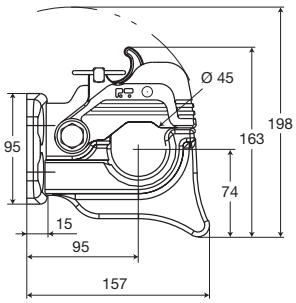

Référence *Reference*	Kg	D (kN)	(t) maxi	(t) maxi	Dc (kN)	S (kg)	(t) maxi	(t) maxi
2905009	3,2	20	8,5	3,5	20	120	8,5	3,5
2905011	3,2	20	8,5	3,5	20	120	8,5	3,5
2905012	3,2	20	8,5	3,5	20	120	8,5	3,5
2905013	3,2	20	8,5	3,5	20	120	8,5	3,5
2905014	3,2	20	8,5	3,5	20	120	8,5	3,5

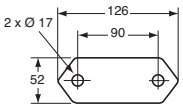

2905001

03

Crochet fixe (pour utilisation sur parc privé).
Fixed coupling (for private park using).

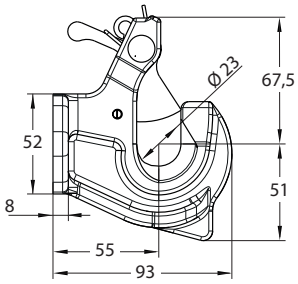

Référence *Reference*	Kg	D (kN)	(t) maxi	(t) maxi	Dc (kN)	S (kg)	(t) maxi	(t) maxi
2905001	1,2	11	4,5	2	11	120	4,5	2

Crochets fixes / *Fixed couplings*

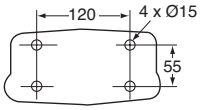

2905021

57 B

Crochet (*R55, ** pour utilisation sur parc privé).
*Coupling (*R55, ** for private park using).*

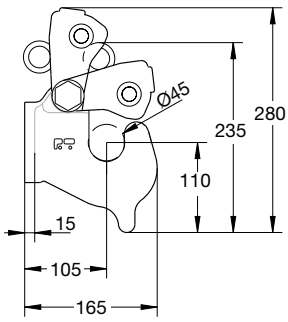

Référence *Reference*	Kg	D (kN)	(t) maxi	(t) maxi	Dc (kN)	S (kg)	V (kN)	(t) maxi	(t) maxi	Type *Type*
2905021	8,5	40	44	3,5	40	1000	-	44	3,5	*
		70	28,5	14	50	650	18	40	6,5	**

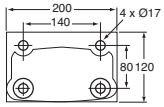

2905025

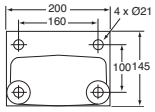

2905030

57 BC / BD

Crochet (*R55, ** pour utilisation sur parc privé).
*Coupling (*R55, ** for private park using).*

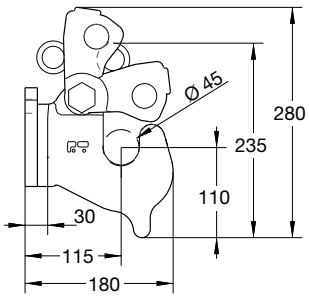

Référence *Reference*	Kg	D (kN)	(t) maxi	(t) maxi	Dc (kN)	S (kg)	V (kN)	(t) maxi	(t) maxi	Type *Type*
2905025	11,22	40	44	3,5	40	1000	-	44	3,5	*
		100	44	20	70	900	25	44	9	**
2905030	11,75	40	44	3,5	40	1000	-	44	3,5	*
		130	44	25	90	1000	35	44	13	**

Crochets mixtes / *Mixed couplings*

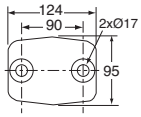

2905019

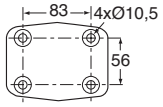

2905022

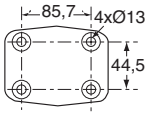

2905023

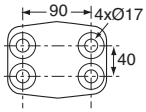

2905024

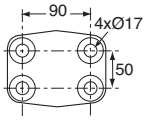

2905027

70C

Crochet à boule mixte.
Mixed ball couplings.

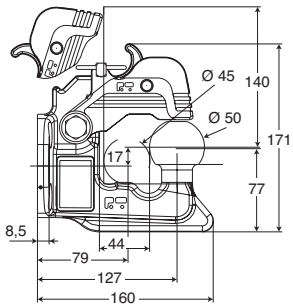

Référence *Reference*	Kg	D (kN)	(t) maxi	(t) maxi	S (kg)	(t) maxi	(t) maxi
2905019	4,4	31	35,5	3,5	375	35,5	3,5
2905022	4,4	31	35,5	3,5	375	35,5	3,5
2905023	4,4	31	35,5	3,5	375	35,5	3,5
2905024	4,4	31	35,5	3,5	375	35,5	3,5
2905027	4,4	31	35,5	3,5	375	35,5	3,5

Les crochets Pommier n'autorisent pas l'installation d'un porte-vélo sur la boule.
Pommier couplings cannot be used with bike racks.

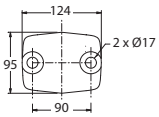

2905080

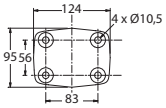

2905081

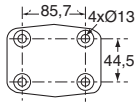

2905082

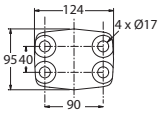

2905083

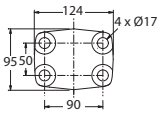

2905084

MULTIS

Crochet à boule mixte.
Mixed ball couplings.

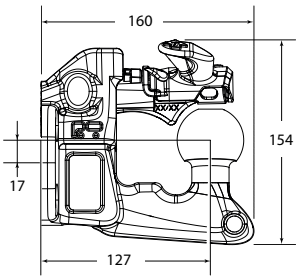

Référence *Reference*	Kg	D (kN)	(t) maxi	(t) maxi	S (kg)	(t) maxi	(t) maxi
2905080	4,2	31	35,5	3,5	375	35,5	3,5
2905081	4,2	31	35,5	3,5	375	35,5	3,5
2905082	4,2	31	35,5	3,5	375	35,5	3,5
2905083	4,2	31	35,5	3,5	375	35,5	3,5
2905084	4,2	31	35,5	3,5	375	35,5	3,5

Les crochets Pommier n'autorisent pas l'installation d'un porte-vélo sur la boule.
Pommier couplings cannot be used with bike racks.

Crochets fixes ou tournants / *Fixed or swivelling couplings*

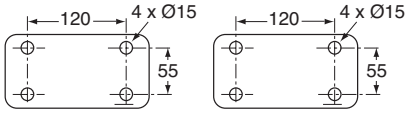

2905106 2905107

41 A

Crochet (*R55, **pour utilisation sur parc privé, ***pour application militaire).
*Coupling (*R55, **for private park using, ***for military application).*

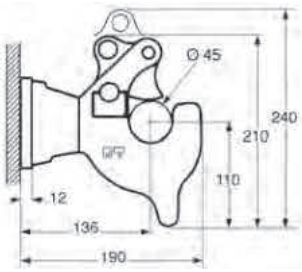

Référence *Reference*	Kg	D (kN)	(t) maxi	(t) maxi	Dc (kN)	S (kg)	V (kN)	(t) maxi	(t) maxi	Type *Type*
2905106	6	31 50	35,5 20	3,5 8	31 27	375 650	- 14	35,5 11	3,5 5	Fixe* Fixe** Fixed* Fixed**
2905107	6	31 50	35,5 20	3,5 8	31 27	375 650	- 14	35,5 11	3,5 5	Tournant* Tournant*** Rotating* Rotating***

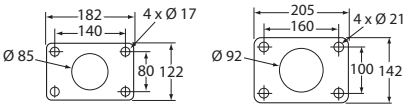

2905501 2905502

64 EP2

Crochet (pour utilisation sur parc privé).
Coupling (for private park using).

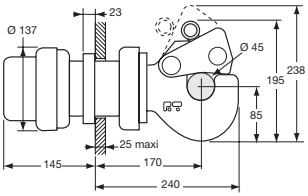

Référence *Reference*	Kg	D (kN)	(t) maxi	(t) maxi	Dc (kN)	S (kg)	V (kN)	(t) maxi	(t) maxi	Type *Type*
2905501	18,5	100	40	20	70	900	25	44	9	Amortis fixe *Fixed shock absorber*
2905502	18,5	120	44	30	90	1000	35	44	13	Amortis fixe *Fixed shock absorber*

Crochets fixes ou tournants / *Fixed or swivelling couplings*

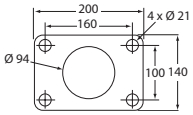

2905205

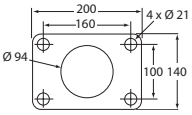

2905206

64 D

Crochet (*pour utilisation sur parc privé, **pour application militaire).
*Coupling (*for private park using, **for military application).*

Référence *Reference*	Kg	D (kN)	(t) maxi	(t) maxi	Dc (kN)	S (kg)	V (kN)	(t) maxi	(t) maxi	Type *Type*
2905205	19	120	50	30	100	1000	45	44	17	Fixe* *Fixed**
2905206	19	120	50	30	100	1000	45	44	17	Tournant** *Rotating***

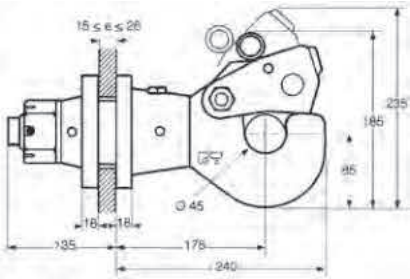

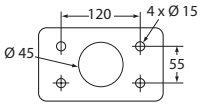

2905200

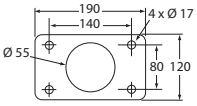

2905201

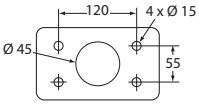

2905202

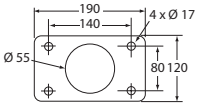

2905203

64 C

Crochet (*pour utilisation sur parc privé, **pour application militaire).
*Coupling (*for private park using, **for military application).*

Référence *Reference*	Kg	D (kN)	(t) maxi	(t) maxi	Dc (kN)	S (kg)	V (kN)	(t) maxi	(t) maxi	Type *Type*
2905200	15	70	28,5	16	50	650	18	40	6,5	Fixe* *Fixed**
2905201	15	100	40	20	70	900	25	44	9	Fixe* *Fixed**
2905202	15	70	28,5	16	50	650	18	40	6,5	Tournant** *Rotating***
2905203	15	100	40	20	70	900	25	44	9	Tournant** *Rotating***

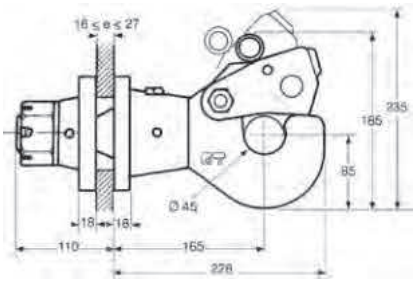

Crochets fixes ou tournants / *Fixed or swivelling couplings*

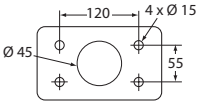

2905051

45

Crochet (pour application militaire).**
*Coupling (**for military application).*

Référence *Reference*	Kg	D (kN)	(t) maxi	(t) maxi	Dc (kN)	S (kg)	V (kN)	(t) maxi	(t) maxi	Type *Type*
2905051	10	70	28,5	16	50	650	18	40	6,5	Tournant** *Rotating**

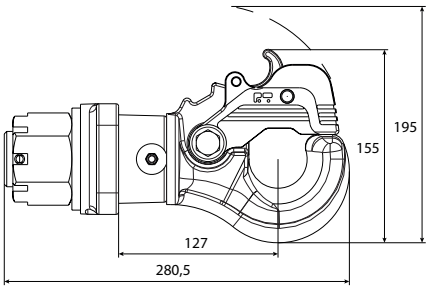

Rotules / *Towing balls*

Boule d'attelage, percé 2 trous Ø 17.
Towing ball, 2 holes Ø 17.

Référence *Reference*	Kg	D (kN)	S (kg)	(t) maxi	(t) maxi
2944549	2	18	220	7	3,5

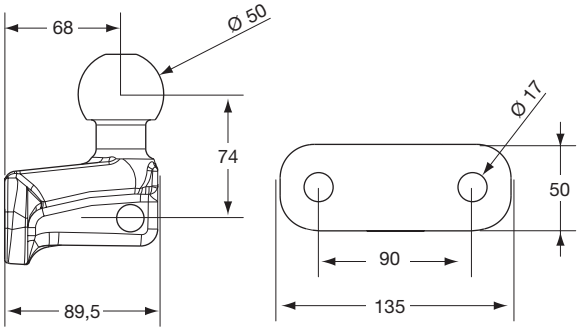

Les crochets Pommier n'autorisent pas l'installation d'un porte-vélo sur la boule.
Pommier couplings cannot be used with bike racks.

Rotules / *Towing balls*

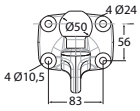

2944737

ASOX

Rotule.
Towing ball.

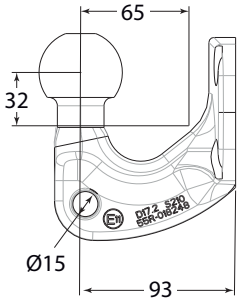

Référence *Reference*	Kg	D (kN)	S (kg)	(t) maxi	(t) maxi	(t) maxi
2944737	2	17,2	210	3.5	7	3,5

Les crochets Pommier n'autorisent pas l'installation d'un porte-vélo sur la boule.
Pommier couplings cannot be used with bike racks.

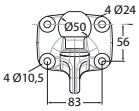

2944731

ASOX

Rotule.
Towing ball.

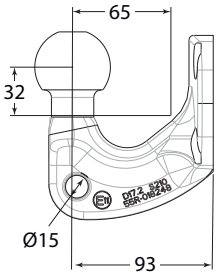

Référence *Reference*	Kg	D (kN)	S (kg)	(t) maxi	(t) maxi	(t) maxi
2944731	2	31	375	3.5	36	3,5

Les crochets Pommier n'autorisent pas l'installation d'un porte-vélo sur la boule.
Pommier couplings cannot be used with bike racks.

Chapes simples / *Simple towing yokes*

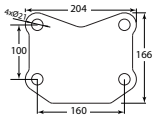

2905741

99 A

Chape de remorquage, broche Ø 35.
Towing jaw, pin Ø 35.

1005/2010

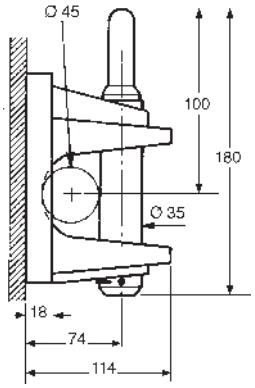

Référence *Reference*	Kg	D (kN)	(t) maxi	(t) maxi
2905741	7,4	110	46	25

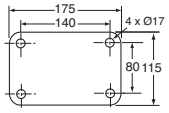

2905730

98 K

Chape de remorquage, broche Ø 35.
Towing jaw, pin Ø 35.

1005/2010

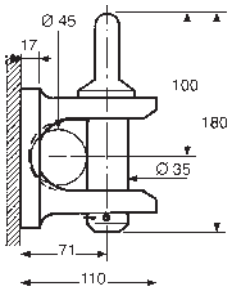

Référence *Reference*	Kg	D (kN)	(t) maxi	(t) maxi
2905730	4,7	77	30	15

Chapes simples / *Simple towing yokes*

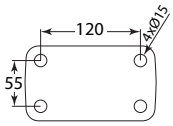

2905721

90

Chape de remorquage, broche de Ø 25 (pour utilisation sur parc privé).
Towing jaw with pin Ø 25 (for private park using).

Référence *Reference*	Kg	D (kN)	(t) maxi	(t) maxi	Dc (kN)	S (kg)	V (kN)	(t) maxi	(t) maxi
2905721	3,1	50	22	8	50	250	15	22	6,5

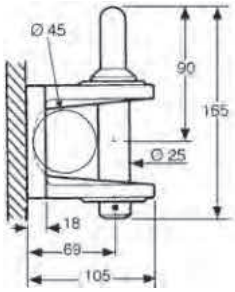

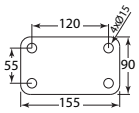

2905722

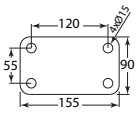

2905723

98

Chape de remorquage, broche de Ø 35 (pour utilisation sur parc privé).
Towing jaw with pin Ø 35 (for private park using).

1005/ 2010

Référence *Reference*	Kg	D (kN)	(t) maxi	(t) maxi
2905722	3,7	77	28,5	15
2905723	3,7	77	28,5	15

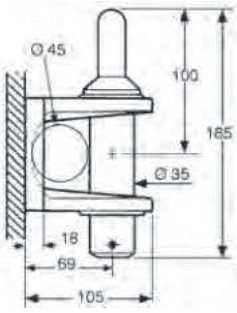

Chapes simples / *Simple towing yokes*

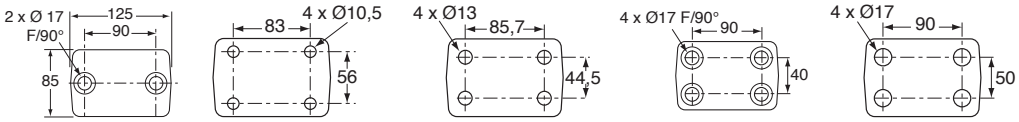

2905701 | 2905702 | 2905703 | 2905704 | 2905705

93 A

Chape à broche Ø 25.
Towing jaw, pin Ø 25.

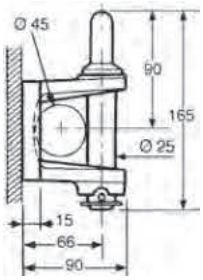

Référence *Reference*	Kg	D (kN)	S (kg)	(t) maxi	(t) maxi
2905701	2,2	20	120	8,5	3,5
2905702	2,2	20	120	8,5	3,5
2905703	2,2	20	120	8,5	3,5
2905704	2,2	20	120	8,5	3,5
2905705	2,2	20	120	8,5	3,5

Chapes mixtes / *Mixed towing yokes*

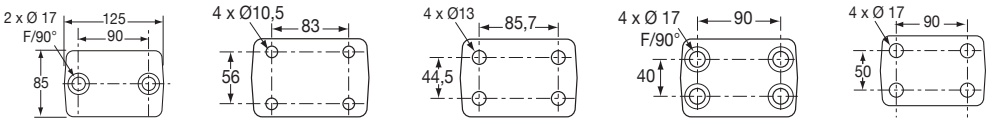

2905711 | 2905712 | 2905713 | 2905714 | 2905715

93 R

Chape à broche Ø 25, visserie fournie (*).
Towing jaw Ø 25, delivered with bolt (*).

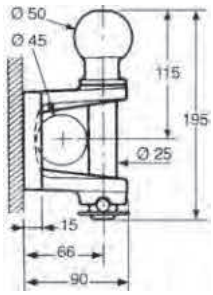

Référence *Reference*	Kg	D (kN)	S (kg)	(t) maxi	(t) maxi	Ø visserie / classe *Bolt Ø / grade*	Type *Type*
2905711	2,7	12 20	120 120	5 8,5	1,5 3,5	*	Sur boule Sur broche *Ball / Pin*
2905712	2,7	12 20	120 120	5 8,5	1,5 3,5	M10 / 10.9	Sur boule Sur broche *Ball / Pin*
2905713	2,7	12 20	120 120	5 8,5	1,5 3,5	M12/8.8	Sur boule Sur broche *Ball / Pin*
2905714	2,7	12 20	120 120	5 8,5	1,5 3,5	*	Sur boule Sur broche *Ball / Pin*
2905715	2,7	12 20	120 120	5 8,5	1,5 3,5	M16/8.8	Sur boule Sur broche *Ball / Pin*

Les crochets Pommier n'autorisent pas l'installation d'un porte-vélo sur la boule.
Pommier couplings cannot be used with bike racks.

Chapes mixtes / *Mixed towing yokes*

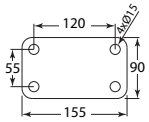

2905723

98

Chape à broche de Ø 35.
Towing jaw with pin Ø 35.

Référence *Reference*	Kg	D (kN)	(t) maxi	(t) maxi	Dc (kN)	S (kg)	(t) maxi	(t) maxi	Type *Type*
2905723	4	21,1 31	34,3-7 35,5	2,3-3,5 3,5	21,1 31	250 375	34,3-7 35,5	2,3-3,5 3,5	Sur boule Sur broche *Ball / Pin*

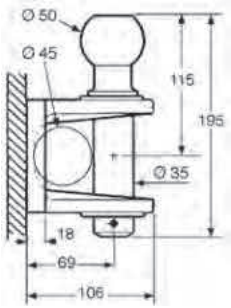

Les crochets Pommier n'autorisent pas l'installation d'un porte-vélo sur la boule.
Pommier couplings cannot be used with bike racks.

Attelages à broche BNA / *BNA Bolt coupling*

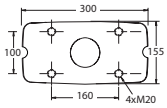

G150

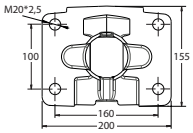

G150M

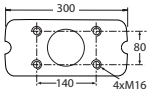

G145

KONEXO

Crochet d'attelage manuel.
Coupling.

Référence *Reference*	Kg	D (kN)	(t) maxi	(t) maxi	Dc (kN)	S (kg)	V (kN)	(t) maxi	(t) maxi	Ø visserie / classe *Bolt Ø / grade*	Type *Type*	Rattrapage de jeu *Shock absorber*	Poignée *Handle*
2907640	35	200	103	50	160	1000	140	96	40	M20	G150		D
2907640M	35	200	103	50	160	1000	140	96	40	M20	G150M		D
2907640L	35	200	103	50	160	1000	140	96	40	M20	G150		L
2907641	35	200	103	50	160	1000	140	96	40	M20	G150		G
2907641V	35	200	103	50	160	1000	140	96	40	M20	G150		V
2907642	46	200	103	50	160	1000	140	96	40	M20	G150	AirConfort	D
2907642M	46	200	103	50	160	1000	140	96	40	M20	G150M	AirConfort	D
2907642L	46	200	103	50	160	1000	140	96	40	M20	G150	AirConfort	L
2907642F*	46	200	103	50	160	1000	140	96	40	M20	G150	Oleopneumatique	D
2907643	46	200	103	50	160	1000	140	96	40	M20	G150	AirConfort	G
2907643V	46	200	103	50	160	1000	140	96	40	M20	G150	AirConfort	V
2907650	35	120	90	30	95	1000	36	87	24	M16	G145		D
2907650L	35	120	90	30	95	1000	36	87	24	M16	G145		L
2907651	35	120	90	30	95	1000	36	87	24	M16	G145		G
2907652	46	120	90	30	95	1000	36	87	24	M16	G145	AirConfort	D
2907652L	46	120	90	30	95	1000	36	87	24	M16	G145	AirConfort	L
2907653	46	120	90	30	95	1000	36	87	24	M16	G145	AirConfort	G



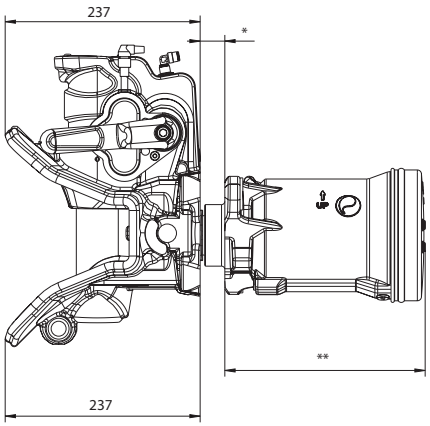

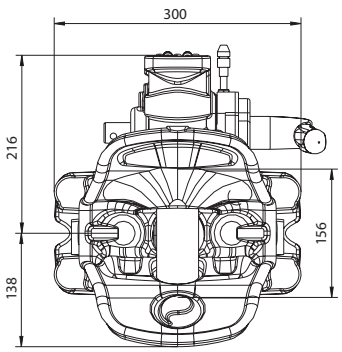

	*	**
G150(M)	10 - 36 mm	244 mm
G145	8 - 36 mm	324 mm

Pour les traverses fin de châssis MAN, MERCEDES et IVECO (STRALIS X-WAY), commandez les versions M : 2907640M, 2907642M, 2907644M, 2907646M, 2907642PM
For MAN, MERCEDES and IVECO (STRALIS X-WAY) chassis end members, order versions M : 2907640M,2907642M, 2907644M, 2907646M, 2907642PM

***Pour les applications à fort tonnage, commandez les versions F : 2907642F, 2907646F et 2907642PF**
**For heavy applications, order versions F : 2907642F, 2907646F et 2907642PF*

Attelages à broche BNA / *BNA Bolt coupling*

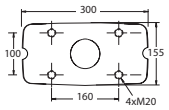

G150

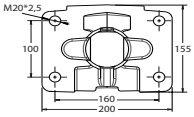

G150M

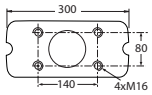

G145

KONEXO

Crochet d'attelage manuel avec rampe.
Coupling with guiding ramp.

Référence *Reference*	Kg	D (kN)	(t) maxi	(t) maxi	Dc (kN)	S (kg)	V (kN)	(t) maxi	(t) maxi	Ø visserie / classe *Bolt Ø / grade*	Type *Type*	Rattrapage de jeu *Shock absorber*	Poignée *Handle*
2907644	63	200	103	50	160	1000	140	96	40	M20	G150		D
2907644M	63	200	103	50	160	1000	140	96	40	M20	G150M		D
2907644L	63	200	103	50	160	1000	140	96	40	M20	G150		L
2907646	74	200	103	50	160	1000	140	96	40	M20	G150	AirConfort	D
2907646M	74	200	103	50	160	1000	140	96	40	M20	G150M	AirConfort	D
2907646L	74	200	103	50	160	1000	140	96	40	M20	G150	AirConfort	L
2907646F*	74	200	103	50	160	1000	140	96	40	M20	G150	Oleopneumatique	D
2907654	63	120	90	30	95	1000	36	87	24	M16	G145		D
2907654L	63	120	90	30	95	1000	36	87	24	M16	G145		L
2907656	74	120	90	30	95	1000	36	87	24	M16	G145	AirConfort	D
2907656L	74	120	90	30	95	1000	36	87	24	M16	G145	AirConfort	L

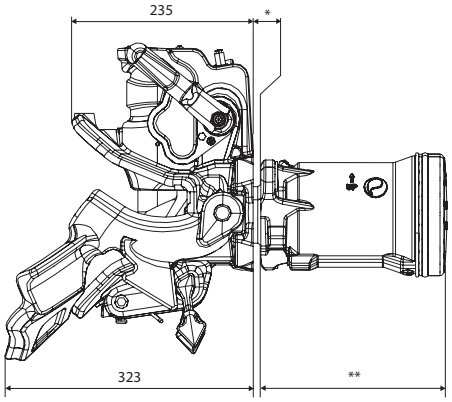

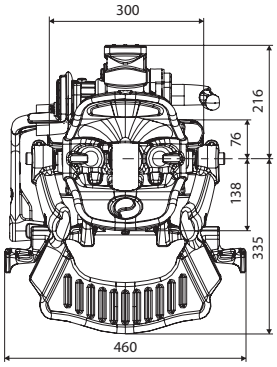

	*	**
G150(M)	10 - 36 mm	244 mm
G145	8 - 36 mm	324 mm

Pour les traverses fin de châssis MAN, MERCEDES et IVECO (STRALIS X-WAY), commandez les versions M : 2907640M, 2907642M, 2907644M, 2907646M, 2907642PM
For MAN, MERCEDES and IVECO (STRALIS X-WAY) chassis end members, order versions M : 2907640M,2907642M, 2907644M, 2907646M, 2907642PM

***Pour les applications à fort tonnage, commandez les versions F : 2907642F, 2907646F et 2907642PF**
**For heavy applications, order versions F : 2907642F, 2907646F et 2907642PF*

Attelages à broche BNA / *BNA Bolt coupling*

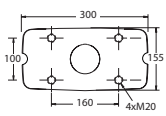

G150

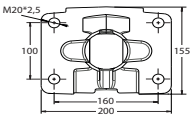

G150M

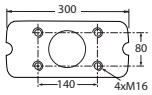

G145

KONEXO

Crochet d'attelage asservi avec commande pneumatique.
Coupling with pneumatic command.

ECE R 55

Référence *Reference*	Kg	D (kN)	(t) maxi	(t) maxi	Dc (kN)	S (kg)	V (kN)	(t) maxi	(t) maxi	Ø visserie / classe *Bolt Ø / grade*	Type *Type*	Rattrapage de jeu *Shock absorber*	Poignée *Handle*
2907642P	59	200	103	50	160	1000	140	96	40	M20	G150	AirConfort	D
2907642PM	59	200	103	50	160	1000	140	96	40	M20	G150M	AirConfort	D
2907642PF*	59	200	103	50	160	1000	140	96	40	M20	G150	Oleopneumatique	D
2907652P	59	120	103	50	95	1000	36	96	40	M16	G145	AirConfort	D



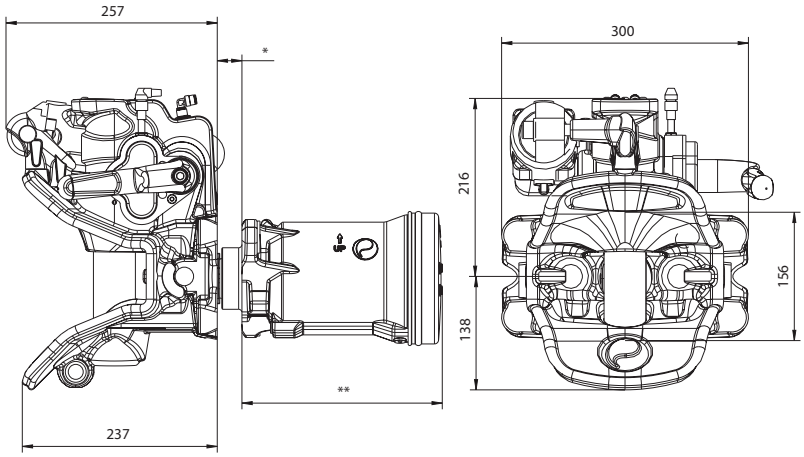

	*	**
G150(M)	10 - 36 mm	244 mm
G145	8 - 36 mm	324 mm

Pour les traverses fin de châssis MAN, MERCEDES et IVECO (STRALIS X-WAY), commandez les versions M : 2907640M, 2907642M, 2907644M, 2907646M, 2907642PM
For MAN, MERCEDES and IVECO (STRALIS X-WAY) chassis end members, order versions M : 2907640M,2907642M, 2907644M, 2907646M, 2907642PM

***Pour les applications à fort tonnage, commandez les versions F : 2907642F, 2907646F et 2907642PF**
**For heavy applications, order versions F : 2907642F, 2907646F et 2907642PF*

Attelages à broche DIN40 / *DIN40 Bolt coupling*

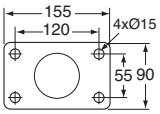

2905600

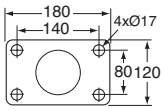

2905601

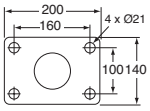

2905602

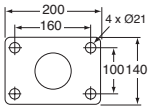

2905608

A500

Crochet d'attelage (visserie non-fournie).
Coupling (Screws not supplied).

ECE R 55

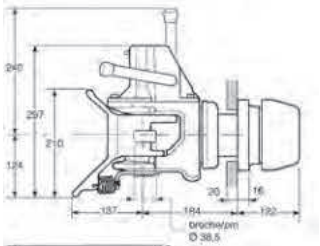

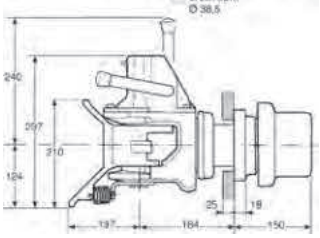

Référence *Reference*	Kg	D (kN)	(t) maxi	(t) maxi	Dc (kN)	S (kg)	V (kN)	(t) maxi	(t) maxi	Type *Type*
2905600	36	70	28,5	14,5	54	700	18	40	6,5	G135
2905601	41	100	40	19	70	950	23	44	9	G145
2905602	41	120	44	25	72	950	24	44	9,5	G150
2905608	41	120	44	30	91	1000	33	44	13	EC13

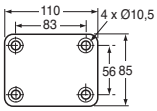

2905680

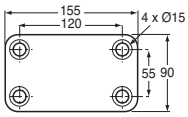

2905681

MINITRACT

Manuel fixe.
Manual fixing.

ECE R 55

Référence *Reference*	Kg	D (kN)	(t) maxi	(t) maxi	Dc (kN)	S (kg)	V (kN)	(t) maxi	(t) maxi
2905680	5,5	31	35,5	3,5	31	375	-	35,5	3,5
2905681	5,5	31	35,5-16,7	3,5-4,2	31	375	12	35,5-16,7	3,5-4,2

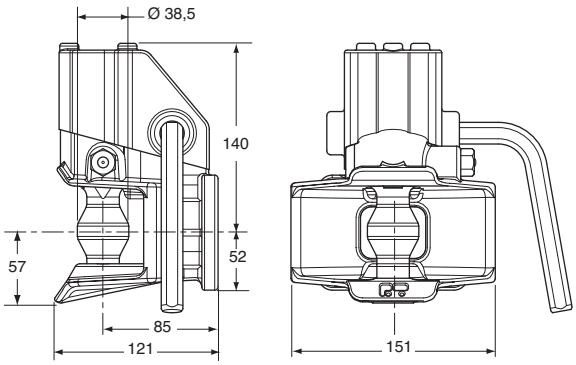

Attelages à broche DIN50 / *DIN50 Bolt coupling*

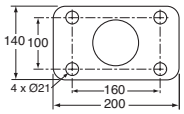

2905143

EUROTRACT

Manuel tournant.
Rotating manual.

Référence *Reference*	Kg	D (kN)	(t) maxi	(t) maxi	Dc (kN)	S (kg)	V (kN)	(t) maxi	(t) maxi
2905143	53	190	76	38	135	1000	72,5	52	26

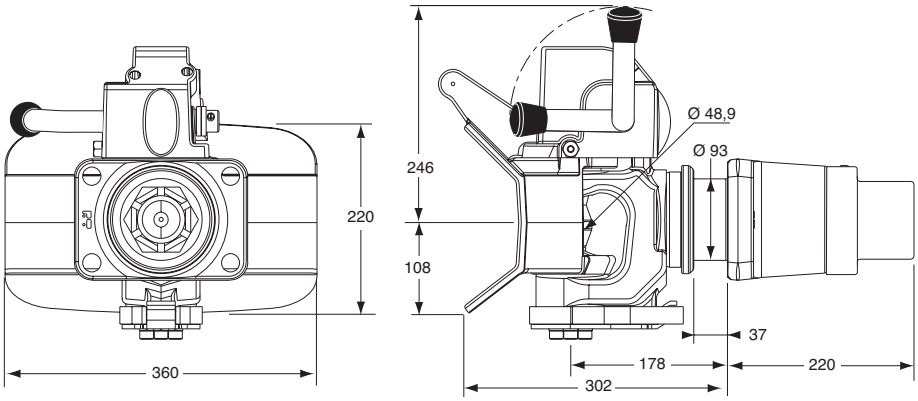

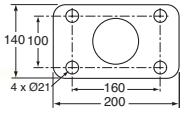

2905140

EUROTRACT

Asservi tournant.
Rotating servo.

Référence *Reference*	Kg	D (kN)	(t) maxi	(t) maxi	Dc (kN)	S (kg)	V (kN)	(t) maxi	(t) maxi
2905140	56,5	190	76	38	135	1000	72,5	52	26

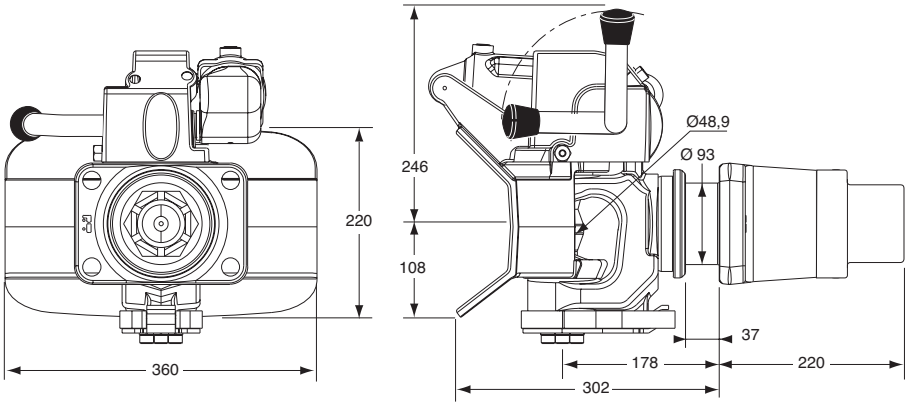

Accessoires pour attelages à broche / *Accessories for Bolt coupling*

Kit de visualisation cabine (capteur + câble 10 m inclus).
Cabin display kit (sensors + cable 10 m included).

Référence *Reference*	Kg	Pour *For*
2944552	1	EUROTRACT
2944599	1	KONEXO

Caméra de recul étanche seule pour KONEXO, résolution d'image 250 000 px avec vision nocturne. Câble de 20 m fourni.
Back-up camera for KONEXO, resolution 250 000 px with night vision. 20m cable supplied.

Référence *Reference*	Kg	Pour *For*
2944068	1	KONEXO

Support de fixation de caméra sur crochet KONEXO.
Camera mounting bracket on KONEXO bolt coupling.

Référence *Reference*	Kg	Pour *For*
2944059	0,50	KONEXO

Câble 5 m pour caméra de recul.
5 m wire for back-up camera.

Référence *Reference*	Kg	Pour *For*
2944070	1	2944068

Kit caméra avec écran pour KONEXO.
Back-up camera kit with monitor for KONEXO.

Référence *Reference*	Kg	Pour *For*
2944057	2,00	KONEXO

Kits caméra + raccordements sur l'écran du tableau de bord constructeur.
Camera + adapter kits for truck manufacturer multimedia system

Constructeur *Truck manufacturer*	Prérequis constructeur *Manufacturer presetting*	Kit caméra + câble de raccordement *Camera + monitor wire kit*	Référence *Reference*
IVECO	IVECONNECT 2910	+	2944753
VOLVO	SID HIGH BUPMON	+	2944754
	J9J VIDEO PREPARATION (J1C / J2D)	+	2944755
MAN	MMT 2 MTA 351 MA, MC, ME / MF	+	2944756
SCANIA	HSD	+	2944757
DAF	TNR	+	2944758
RENAULT TRUCKS	SID HIGH BUPMON	+	2944759

Barres de remorquage / *Towing bars*

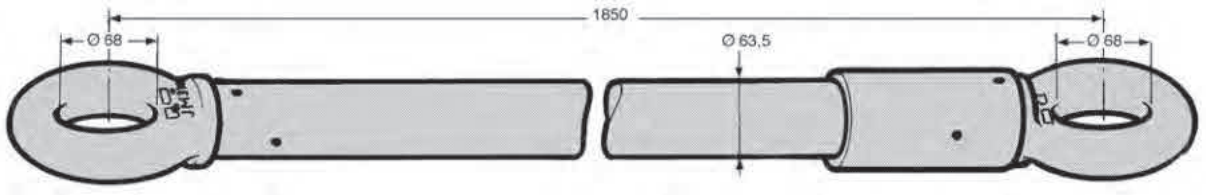

Barre de remorquage à anneau tournant BNA/BNA.
Towing bar with rotating ring BNA/BNA.

Référence *Reference*	Kg	P.T.R *T.T.W*
2906100	27	25 t



Barre de remorquage à anneau tournant DIN/BNA.
Towing bar with rotating ring DIN/BNA.

Référence *Reference*	Kg	P.T.R *T.T.W*
2906101	28	25 t

Barres de remorquage / *Towing bars*

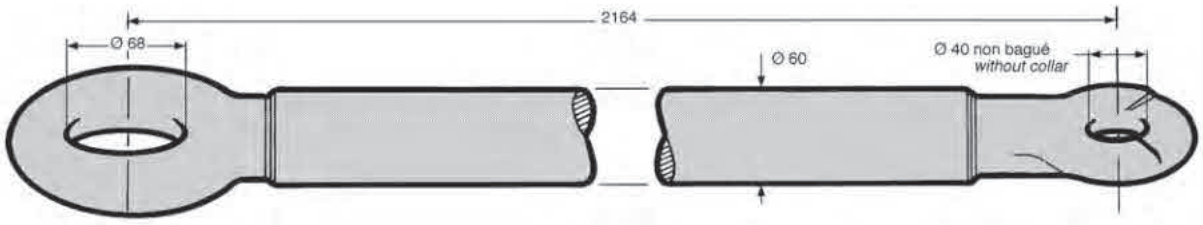

Barre de traction à anneaux BNA/DIN fixes. Ne peut pas être utilisée en barre de remorquage sur route.
Towing bar with BNA/DIN fixed rings. Can't be used for towing vehicle on road.

Référence *Reference*	Kg	P.T.R *T.T.W*
2906110	21	20 t

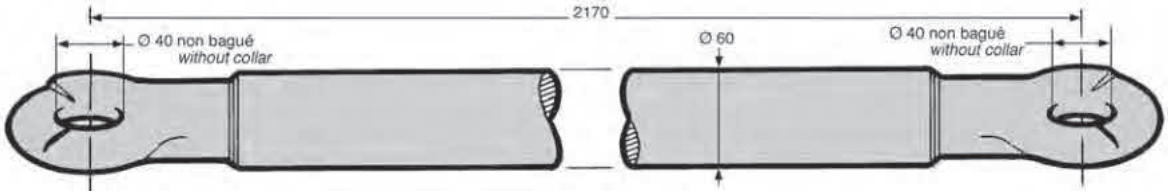

Barre de traction à anneaux DIN/DIN fixes. Ne peut pas être utilisée en barre de remorquage sur route.
Towing bar with DIN/DIN fixed rings. Can't be used for towing vehicle on road.

Référence *Reference*	Kg	P.T.R *T.T.W*
2906111	19	20 t

Barres de remorquage / *Towing bars*

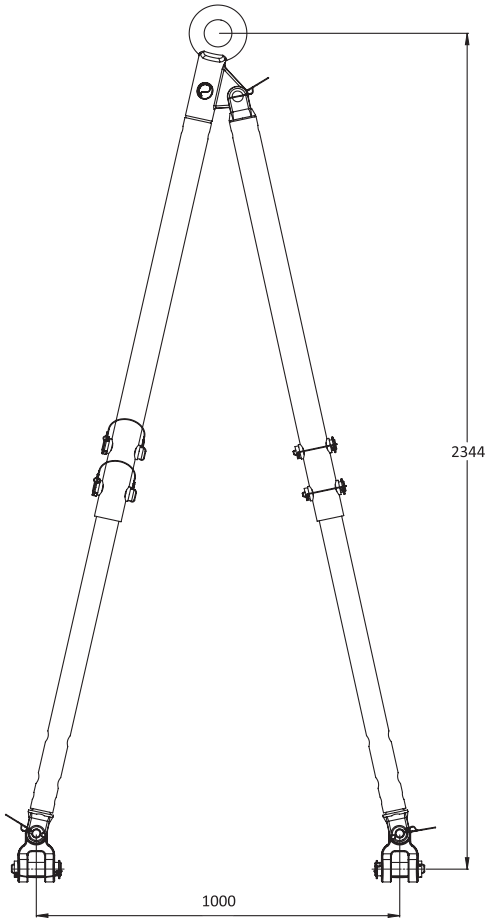

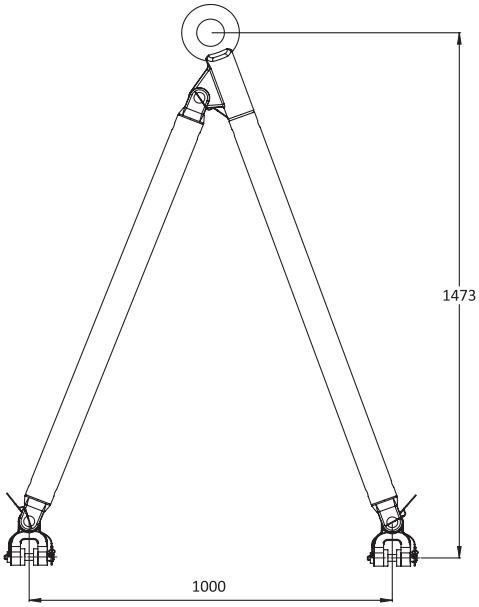

V-SCOP

Triangle de remorquage cataphorèse avec peinture noire.
Towing bar KTL with black paint finishing.

Référence *Reference*	Kg	Longueur *Length*	Type *Type*	Course *Stroke*	Capacité *Capacity*
29558601	48	1473	Simple *Simple*	-	35t
29558602	73	2344	Télescopique *Telescopic*	871	35t

Têtes de flèche BNA / *BNA Coupling heads*

Tête de flèche BNA tournant à platine, fournie avec 8 vis CHC M20 x 65 et rondelles.
Rotating BNA drawbar eye with plate supplied with 8 x CHC M20 x 65 screws and washers.

Référence *Reference*	Kg	D (kN)	(t) maxi	(t) maxi	Dc (kN)	S (kg)	V (kN)	(t) maxi	(t) maxi
2905917	25	180	72	36	125	1000	90	51	26

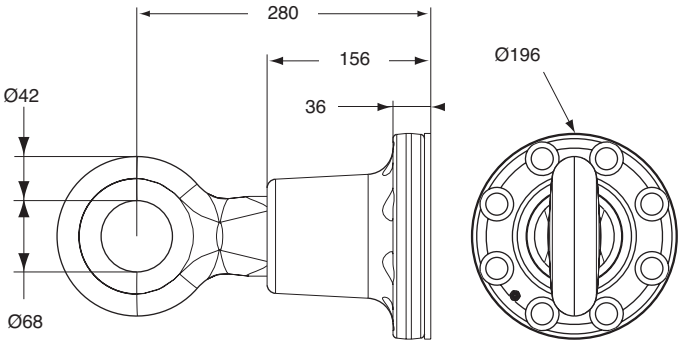

Tête de flèche BNA tournant à platine, fournie avec 6 vis CHC M16 x 55 et rondelles.
Rotating BNA drawbar eye with plate supplied with 6 x CHC M16 x 55 screws and washers.

Référence *Reference*	Kg	D (kN)	(t) maxi	(t) maxi	Dc (kN)	S (kg)	V (kN)	(t) maxi	(t) maxi
2905916	13	110	44	18	90	1000	45	40	14

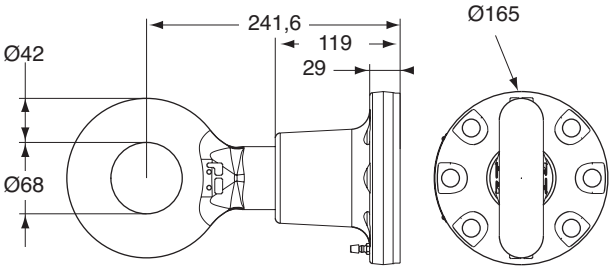

Têtes de flèche BNA / *BNA Coupling heads*

Tête de flèche BNA à souder.
Drawbar head BNA, to weld.

Référence *Reference*	Kg	D (kN)	(t) maxi	(t) maxi	
2905918	15	120	50	30	80

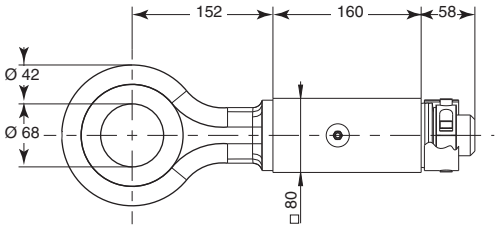

Tête de flèche BNA à souder.
Drawbar head BNA, to weld.

Référence *Reference*	Kg	D (kN)	(t) maxi	(t) maxi	Dc (kN)	S (kg)	V (kN)	(t) maxi	(t) maxi	
2905922	20	200	81	42	91	1000	34	44	13	90

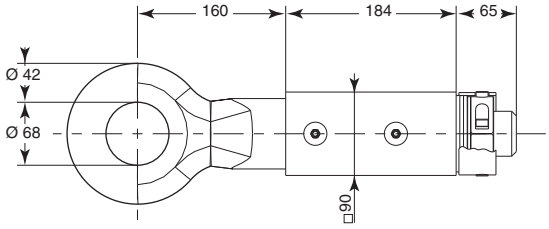

Plaques support / *Support plate*

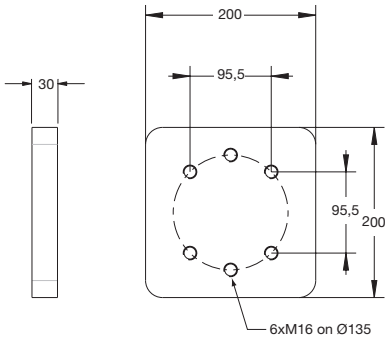

Plaque support pour tête de flèche BNA 2905916.
Plate support for drawbar head BNA 2905916.

Référence *Reference*	Kg
2905931	7

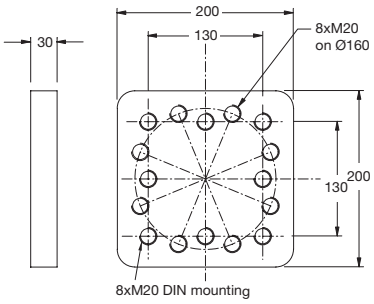

Plaque support mixte soudable pour tête de flèche 2905917.
Welded mixed support plate for drawbar head 2905917.

Référence *Reference*	Kg
2905924	8

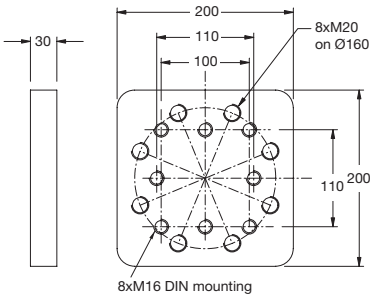

Plaque support mixte soudable pour 2905917, 2905850 et 2905862.
Welded mixed support plate for 2905917, 2905850 and 2905862.

Référence *Reference*	Kg
2905926	8,5

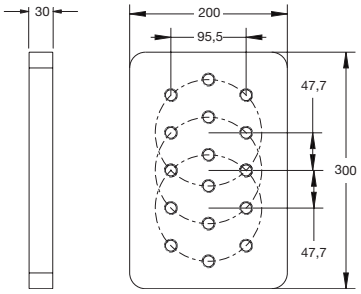

Plaque support 3 positions pour tête de flèche BNA 2905916.
Three position plate support for drawbar head BNA 2905916.

Référence *Reference*	Kg
2905923	10,4

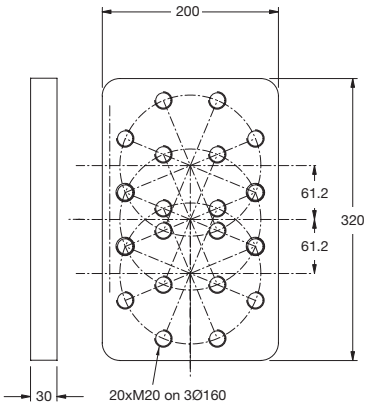

Plaque support 3 positions pour tête de flèche BNA 2905917.
Three positions plate support for drawbar head BNA 2905917.

Référence *Reference*	Kg
2905928	12,5

Anneaux BNA / *BNA drawbar eyes*

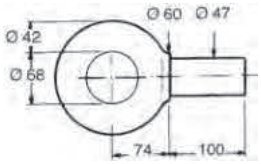

Anneau brut BNA court, soudable. Rm : 470 Mpa mini.
Short drawbar eye BNA, can be welded.
Rm : 470 Mpa mini.

Référence *Reference*	Kg
2905803	5,1

Anneau brut BNA. Rm : 850 Mpa mini.
Drawbar eye BNA. Rm : 850 Mpa mini.

Référence *Reference*	Kg
2905804	8,4

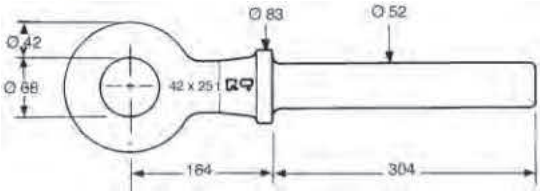

Anneau brut BNA 310 A. Rm : 640 Mpa mini.
Drawbar eye BNA 310 A. Rm : 640 Mpa mini.

Référence *Reference*	Kg
2905800	8,5

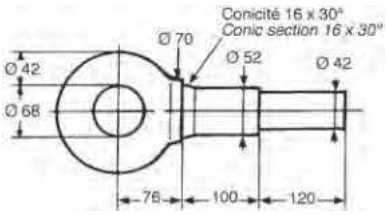

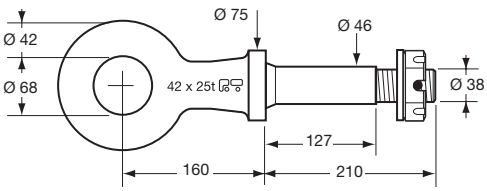

Anneau BNA usiné.
Machined BNA drawbar eye.

Référence *Reference*	Kg	D (kN)	(t) maxi	(t) maxi	Dc (kN)	S (kg)	V (kN)	(t) maxi	(t) maxi
2905802	8,7	110	44	25	25	650	10	23	3

Anneaux DIN40 / *DIN40 drawbar eyes*

Anneau brut bagué DIN 3 (74054-40A) à souder.
Drawbar eye DIN 3 (74054-40A, 60 x 55) with collar, to weld.

ECE R 55

Référence *Reference*	Kg	D (kN)	(t) maxi	(t) maxi	Dc (kN)	S (kg)	V (kN)	(t) maxi	(t) maxi
2905824	6,9	95	44	30	58	700	17	40	6,5

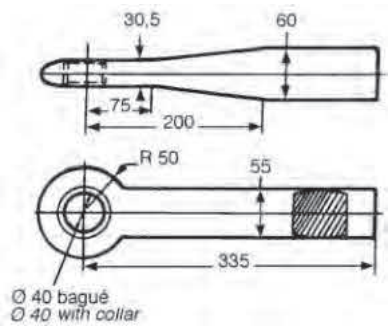

Anneau brut bagué DIN 6 (74054-40A) à souder.
Drawbar eye DIN 6 (74054-40A, 65 x 55) with collar, to weld.

ECE R 55

Référence *Reference*	Kg	D (kN)	(t) maxi	(t) maxi	Dc (kN)	S (kg)	V (kN)	(t) maxi	(t) maxi
2905825	5,4	125	44	30	66	900	20	40	8

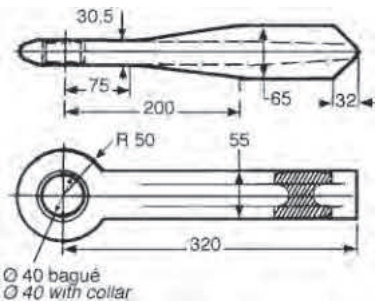

Anneaux DIN40 / *DIN40 drawbar eyes*

Anneau non bagué DIN court, à souder.
Short DIN drawbar eye, without collar, to weld.

Référence *Reference*	Kg	D (kN)	(t) maxi	(t) maxi
2905828	2,5	80	44	16

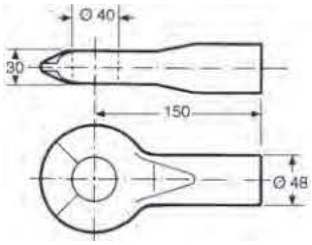

Anneau à platine forme D bagué, (norme DIN 74054-40D).
D-shape drawbar eye (DIN 74054-40D) with collar.

ECE R 55

Référence *Reference*	Kg	D (kN)	(t) maxi	(t) maxi	Dc (kN)	S (kg)	V (kN)	(t) maxi	(t) maxi
2905850	10	125	44	30	100	1000	36	44	13,5

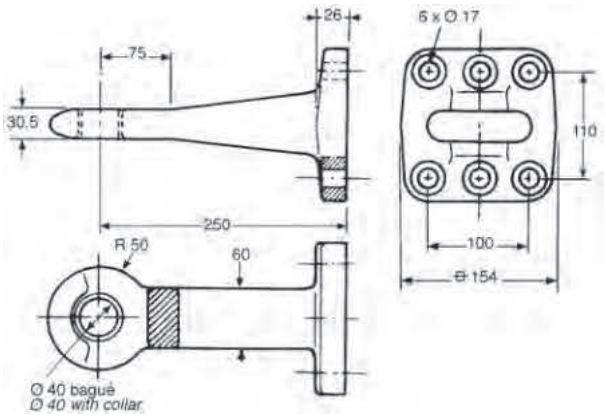

Anneaux DIN50 / *DIN50 drawbar eyes*

Anneau DIN 50 à platine, fournie avec 8 vis CHC M16 x 55 et 8 rondelles W16.
DIN 50 drawbar eye with flange, supplied with 8 CHC M16 x 55 screws and 8 x W16 washers.

ECE R 55

Référence *Reference*	Kg	D (kN)	(t) maxi	(t) maxi	Dc (kN)	S (kg)	V (kN)	(t) maxi	(t) maxi	Type *Type*
2905862	11	190	76	38	120	1000	50	52	19	DIN-50

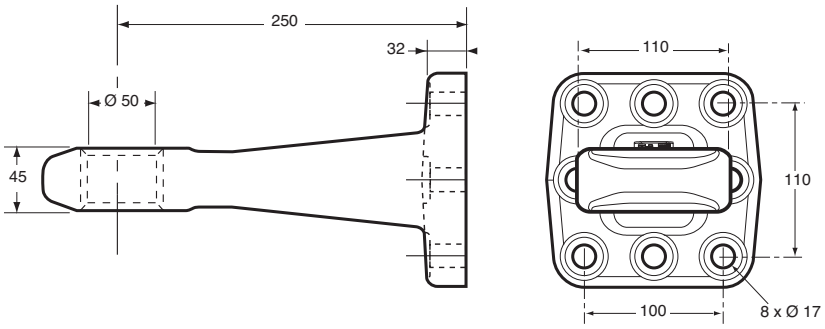

Anneau DIN 50 soudable sur timon.
Weld-in type for towing bar.

Référence *Reference*	Kg	D (kN)	(t) maxi	(t) maxi	Dc (kN)	S (kg)	V (kN)	(t) maxi	(t) maxi	Type *Type*
2905865	10,7	130	44	30	90	1000	30	44	12	D50-A

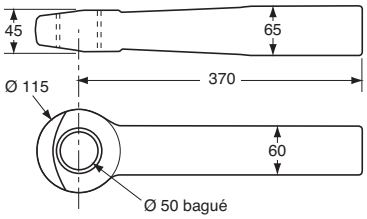

Anneaux divers / *Various drawbar eyes*

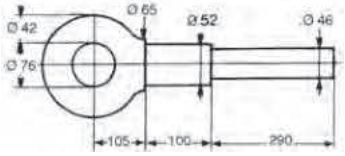

Anneau DEFA 411. Rm : 700 Mpa mini.
DEFA 411 drawbar eye. Rm : 700 Mpa mini.

Référence *Reference*	Kg
2905811	10,1

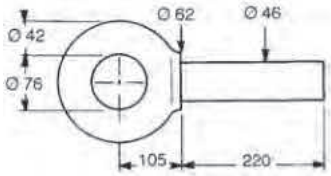

Anneau DEFA 400. Rm : 540 Mpa mini.
DEFA 400 drawbar eye. Rm : 540 Mpa mini.

Référence *Reference*	Kg
2905810	7,7

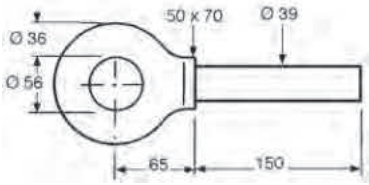

Anneau 200 brut non soudable. Rm : 440 Mpa mini.
Drawbar eye 200, not for welding. Rm : 440 Mpa mini.

Référence *Reference*	Kg
2905820	4

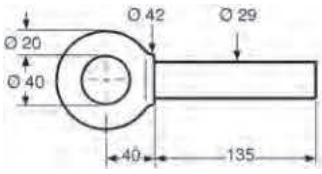

Anneau 100 brut non soudable. Rm : 440 Mpa mini.
Drawbar eye 100, non weldable. Rm : 440 Mpa mini.

Référence *Reference*	Kg
2905822	1,2

Anneau agraire brut à souder, normes DIN 9678, NF U 14022, ISO 5692.
Weld-on agricultural drawbar eye, norms DIN 9678, NF U 14022, ISO 5692.

Référence *Reference*	Kg	D (kN)	(t) maxi	(t) maxi	Dc (kN)	S (kg)	V (kN)	(t) maxi	(t) maxi
2905834	5,8	70	38,5	30	53	3000	45	38,5	22

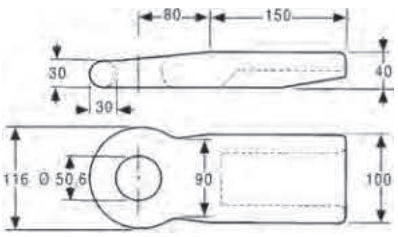

Configurez ce produit dans notre configurateur en ligne NEMO sur www.pommier.eu
Configure this product in our NEMO online configurator at www.pommier.eu

Traverses / *Tow bars*

La traverse d'attelage est une solution simple et homologuée pour monter un crochet d'attelage sur un véhicule fourgon ou châssis cabine.

- **Pré-percée pour une adaptation parfaite au châssis du véhicule**
- **Perçages existants : 83 x 56, 90 x 40, 2 x Ø 17**
- **Finition cataphorèse**
- **Possibilité d'y fixer le parechoc d'origine du véhicule (selon les modèles)**
- **Kit visserie fourni**

The tow bar is a simple and homologated solution to fix a coupling on a van or a chassis cab.

- *Pre-drilled for a perfect chassis adaption*
- *Accept several coupling drilling 83 x 56, 90 x 40, 2 x Ø 17*
- *KTL finish*
- *Possibility to fix the original truck bumper (depending of the model)*
- *Screw kit included*

Traverses + parechoc / *Tow bars + bumper*

PACK ACIER

- **Pré-percée pour une adaptation parfaite au châssis du véhicule**
- **Parechoc en acier avec embout de protection plastique**
- **Finition cataphorèse**
- **Kit visserie fourni**
- **Option : supports feux et plaque d'immatriculation (chapitre ACCESSOIRES POUR ATTELAGE)**

PACK ACIER

- *Pre-drilled for a perfect chassis adaption*
- *Steel bumper with plastic protection caps*
- *KTL finish*
- *Screw kit included*
- *Option : light and plate supports (section ACCESSORIES FOR COUPLINGS)*

Accessoires pour traverses / *Accessories for tow bars*

Personnalisez vos traverses + parechocs grâce aux différents accessoires disponibles :

Personalize your tow bars + bumpers with the different accessories available :

Support pour plaque d'immatriculation.
Support for license plate.



2905616

Support pour feux.
Light support.

2905615

Faisceau multiplexé 7 et 13 broches.
Universal electrical kit, 7 and 13 pins.

2944521

2944522

Crochet mixte MULTIS (83 x 56).
Coupling MULTIS (83 x 56).

2905081

Marchepied.
Runningboard.

2953270S

2953270G

Traverses spécifiques / *Specific tow bar*

POMMIER

Pour des modèles plus anciens et pour les fourgons MERCEDES et IVECO, nous consulter.
For older models and MERCEDES, IVECO vans, please contact us.

Marque *Brand*	Modèle *Model*	Type *Type*	Millésime *Vintage*	Châssis Cabine *Chassis Cab*	Lg	Essieu roues simples *Single-wheel axle*	TRAVERSE *TOW BAR* Référence *Reference*	Poids *Weight*	PACK ACIER R58-03 Référence *Reference*	Poids *Weight*
FUSO	Canter TF	3S	>2021	✓	700	83x56 2xØ17	2953278C6		2953276C6	
		3C	>2021	✓	750	83x56 2xØ17	2953278C6		2953272C6	
		6C	>2021	✓	750	83x56 2xØ17	2953271Y6		2953273Y6	
		6S	>2021	✓	700	83x56 2xØ17	2953271D6		29532710D6	
		7C	>2021	✓	750/850	83x56 2xØ17	2953271D6		2953273D6	
Ford	Transit	3,5-4,7 t	>2006	✓	810*	83x56 2xØ17	2953271G6			
ISUZU	D-Max	N60	>2020	-	1510	83x56 2xØ17	2953278PHI6			
		TITAN	>2020	✓	1460	83x56 2xØ17			2953276DEL6	
	Série M21	M21 (NLR87)	>2020	✓	700	83x56 2xØ17	2953278SIG7		29532711SIG7	
		M21 (NLR87)	>2020	✓	700	83x56 2xØ17	2953278SIG6		29532710SIG6	
	Série N	L35 (NLR85/88)	>2020	✓	700	83x56 2xØ17	2953278SIG6		29532710SIG6	
		N35 (NNR85/88)	>2020	✓	750	83x56 2xØ17	2953278SIG6		2953272SIG6	
		M55 (NMR88)	>2020	✓	850	83x56 2xØ17	2953271SIG6		29532710SIG6	
		P65-P75 (NPR88/75)	>2020	✓	850	83x56 2xØ17	2953271SIG6		2953273SIG6	
IVECO	Daily	33S-35S	>2019	✓	860	83x56 2xØ17	2953278LAM6PR		2953272PI8	
		35C	>2019	✓	860	83x56 2xØ17	2953278V6-I		2953272A6-I	
		40C-45C-50C	>2019	✓	860	83x56 2xØ17	2953271V6-I		2953273PI7	
		35C>50C option Helper (6094)	>2019	✓	860	83x56 2xØ17	2953271V6-I		2953273V6-I	
		60C-65C-70C	>2019	✓	860	83x56 2xØ17	2953271V6-I		2953273V6-I	
MAN	TGE	3100-3140-3180	>2017	✓	925	83x56 2xØ17	2953271Z6-T		2953273Z6-T	
	Sprinter	Série 200-300	>2019	✓	837	83x56 2xØ17	2953278I6		2953272Z7	
		Série 400-500	>2019	✓	810	83x56 2xØ17	2953271U6		2953273Z6	
		Série 400-500 (3,5t)	>2019	✓	837	83x56 2xØ17			2953273Z6	
	Classe X	Type 470	>2018	-	1040	83x56	2905694POZC			

Millésime *Vintage* · **Châssis Cabine** *Chassis Cab* · **Essieu roues simples** *Single-wheel axle* · **Perçage crochet** *Coupling drilling* · **Poids** *Weight*

Traverses spécifiques / *Specific tow bar*

POMMIER

Marque *Brand*	Modèle *Model*	Type *Type*			Lg		TRAVERSE *TOW BAR* Référence *Reference*	Kg	PACK ACIER R58-03 Référence *Reference*	Kg
	NP300/Navara	D23/D40	>2018	-	1040	83x56	2905694POZC			
NISSAN	NV400/ Interstar	3,5 t	>2019	✓	836*	83x56 2xØ17	2953278KHI6-C		2953272A6-C	
		1 >3,5 t	>2019	✓	836*	83x56 2xØ17	2953271KHI6-C		2953273A6-C	
		3,5 t	>2019	✓	678*	83x56 2xØ17	2953278KHI6		2953272A6-L	
		2 >3,5 t	>2019	✓	678*	83x56 2xØ17	2953271KHI6		2953273A6-L	
	MOVANO	3,5 t	>2010	✓	836*	83x56 2xØ17	2953278KHI6-C		2953272A6-C	
		1 >3,5 t	>2010	✓	836*	83x56 2xØ17	2953271KHI6-C		2953273A6-C	
		3,5 t	>2010	✓	678*	83x56 2xØ17	2953278KHI6		2953272A6-L	
		2 >3,5 t	>2010	✓	678*	83x56 2xØ17	2953271KHI6		2953273A6-L	
	ALASKAN	M9T	>2018	-	1040	83x56	2905694POZC			
	MASTER III	3,5 t	>2019	✓	836*	83x56 2xØ17	2953278KHI6-C		2953272A6-C	
		1 >3,5 t	>2019	✓	836*	83x56 2xØ17	2953271KHI6-C		2953273A6-C	
		3,5 t	>2019	✓	678*	83x56 2xØ17	2953278KHI6		2953272A6-L	
		2 >3,5 t	>2019	✓	678*	83x56 2xØ17	2953271KHI6		2953273A6-L	
	Crafter	35-50 3,5t	>2017	✓	925*	83x56 2xØ17	2953271Z6-T		2953273Z6-T	
TOUS VÉHICULES/ ALL VEHICLES		Largeur roues AR / *Width of the rear wheels < 2175 mm* (côte A maxi / *dimension A maxi* : 325 mm)				83x56 2xØ17	2953271V6		2953273V6	
		Largeur roues AR / *Width of the rear wheels < 2290 mm* (côte A maxi / *dimension A maxi* : 325 mm)				83x56 2xØ17	2953271V6		2953277V6	
		Largeur roues AR / *Width of the rear wheels < 2175 mm* (côte A maxi / *dimension A maxi* : 355 mm)				83x56 2xØ17	2953271V7		2953273V7	
		Largeur roues AR / *Width of the rear wheels < 2290 mm* (côte A maxi / *dimension A maxi* : 355 mm)				83x56 2xØ17	2953271V7		2953277V7	

Lg Lg **Largeur de châssis** *Chassis width* **Lg*** Lg **Largeur de châssis** *Chassis width* 1 **PAF Court** *Short Overhang* 2 **PAF Long** *Long Overhang*

Traverses Universelles / *Universal tow bars*

POMMIER

3 étapes pour définir la référence de votre traverse universelle
3 steps to define you universal tow bar

2915770 P0 B0

ECE R55

D = 31 kN maxi
S = 375 Kg maxi

1 Indiquez la longueur du longeron de votre véhicule (enlevez 6 mm de chaque côté pour sélectionner la longueur du tube nécessaire - tableau ci-dessous)
Indicate the width of the frame at the rear of your vehicle (remove 6 mm on both sides to have the tube length necessary - chart below)

2915 770 P0 B0

Ex 1 :

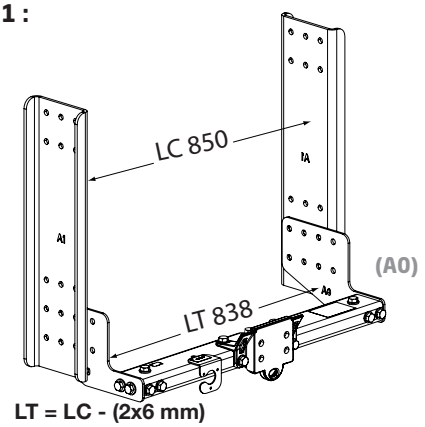

LT = LC - (2x6 mm)

LT : Longueur du tube *Tube length* (± 2,5 mm)
662
700
729
734
751
757
762
770
790
802
810
820
837
844
852
860
895

Ex 2 :

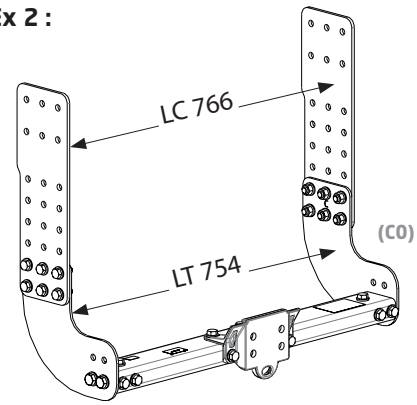

LT = LC - (2x6 mm)

Montage possible avec nos barres anti-encastrement R58-03 P610, P611 et P94.
Can be assembled with our underrun bars R58-03 P610, P611 and P94.

P610

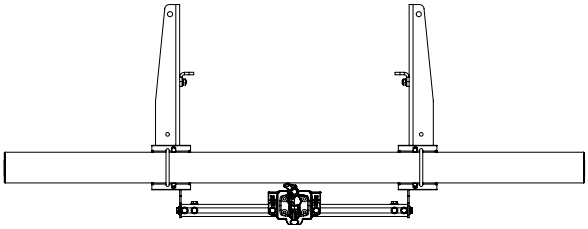

P611

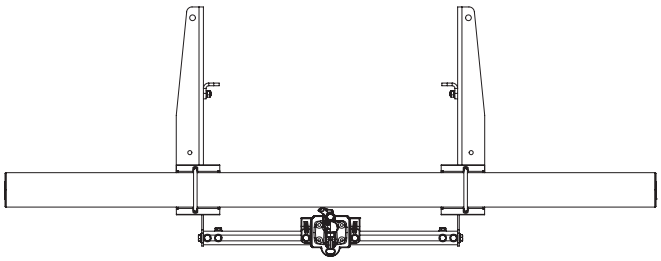

P94

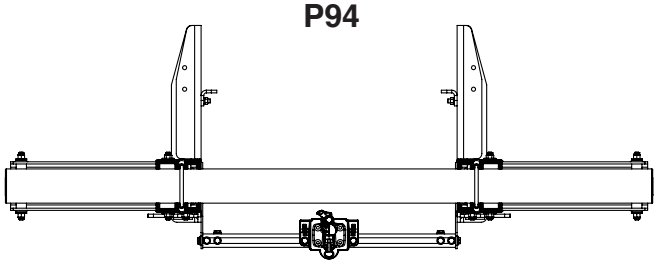

Traverses Universelles / *Universal tow bars*

2 Indiquez le perçage du crochet choisi
Choose the mounting holes of the coupling selected

2915 770 P0 B0

Perçage *Drilling*			
	A	**B**	**Ø C**
P0	83	56	11
P4	90		17
P5	90	40	17

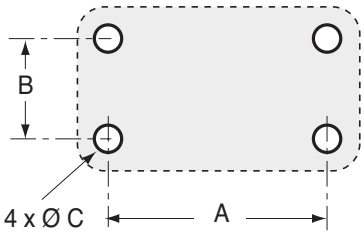

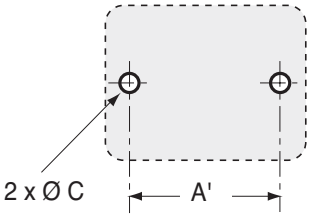

3 En fonction de la configuration de votre véhicule, choisissez le kit de joue nécessaire (le montage devra respecter les limites de hauteur de pose du crochet imposées par la réglementation R55).
Depending of the configuration of the vehicle, select the bracket kit necessary (further to the R55 regulation, you will have to respect the ball coupling height on the tow bar from 350 to 420 mm from the ground level).

2915 770 P0 B0

Compatible R58-02
Compatible R58-02

" R0 "

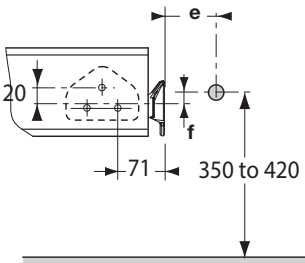

" H0 "

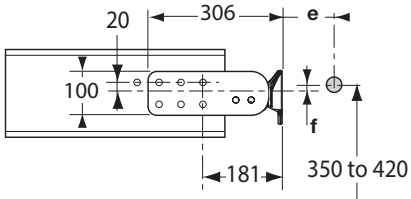

" C0 "

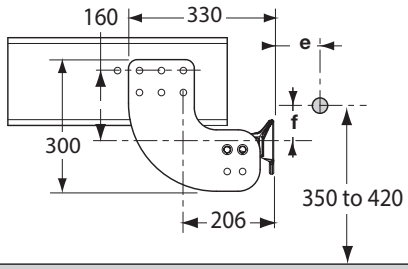

Traverses Universelles / *Universal tow bars*

Compatible R58-02
Compatible R58-02

" C0 "

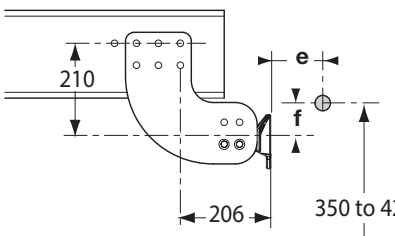

" M0 "

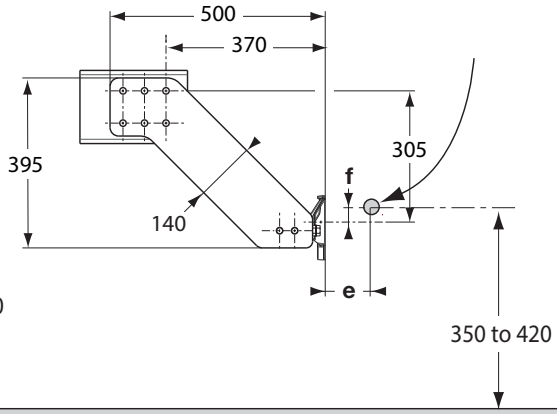

" L0 "

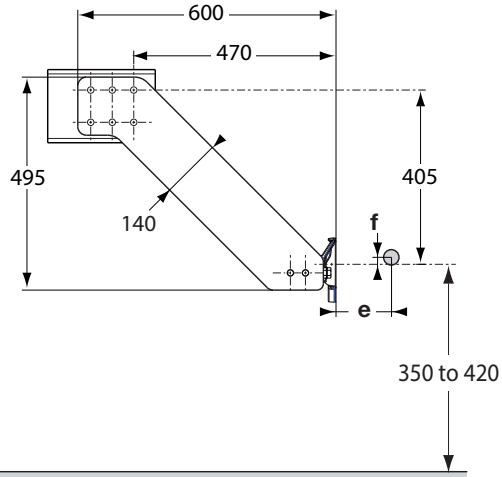

" A0 "

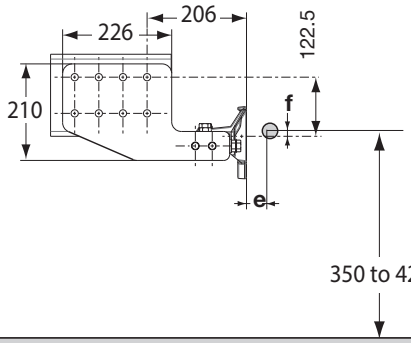

" B0 "

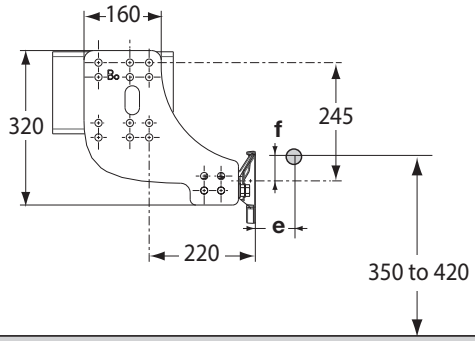

" A1 "

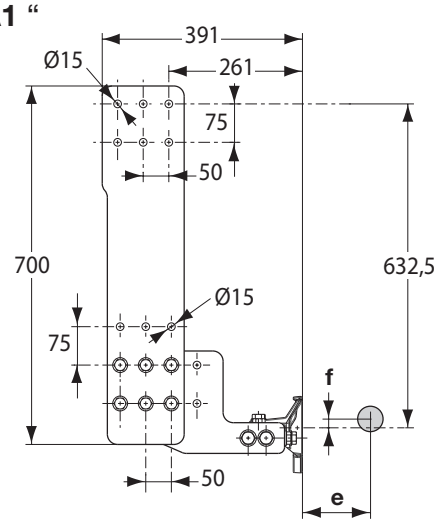

" C1 "

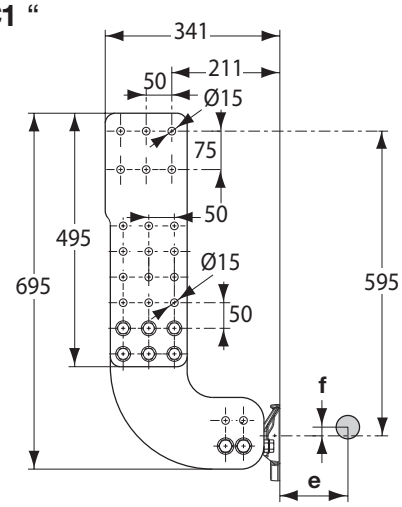

Traverses Universelles / *Universal tow bars*

Compatible R58-03
Compatible R58-03

T0

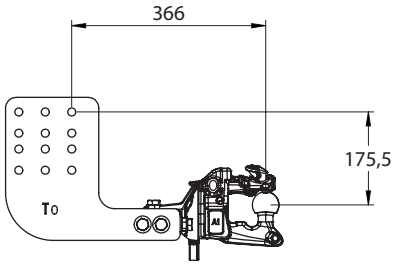

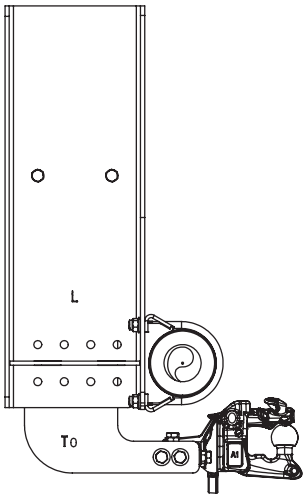

Compatible P610
Compatible P610

29546100A
29546100C
29546100D
29546100AE

T1

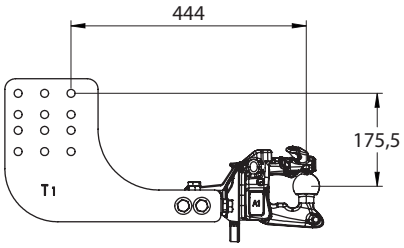

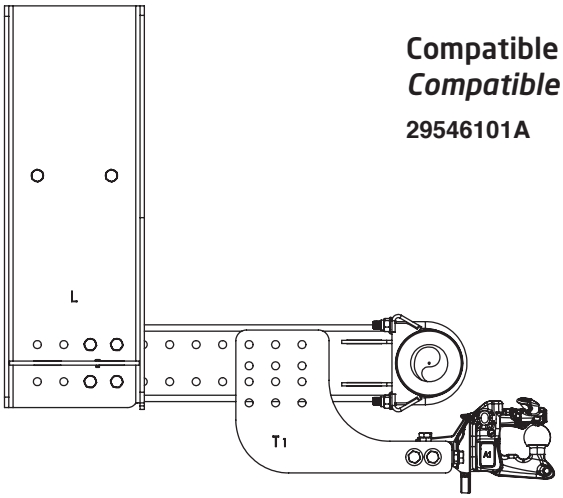

Compatible P611
Compatible P611

29546101A

T4

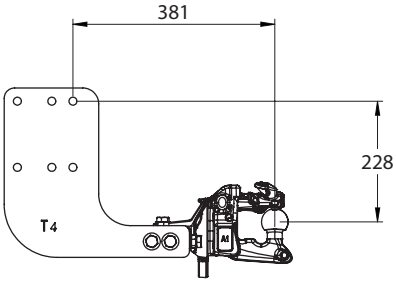

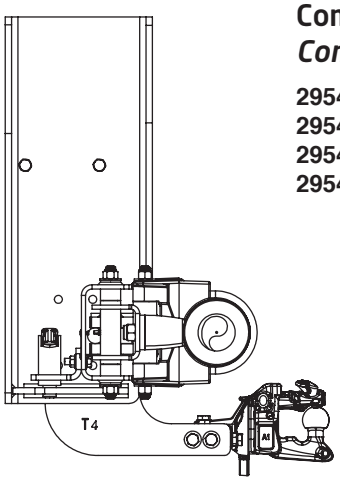

Compatible P94
Compatible P94

29549412A
29549413A
29549414A
29549415A

Traverses 19T / *19T tow bar*

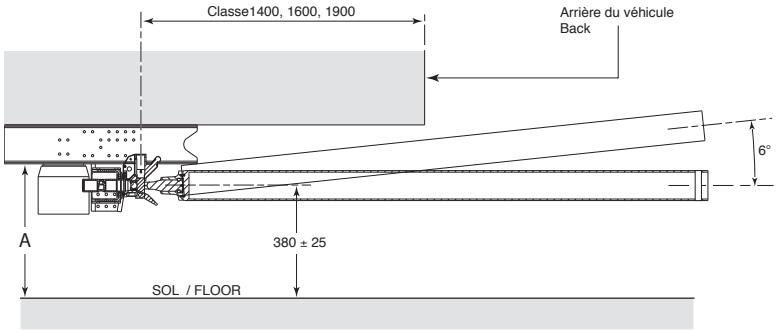

Egalement disponible :
Also available :

Traverse pré-percée constructeur + Pré-montage de la traverse et du crochet
Truck manufacturer drilled tow bar + Tow bar and bolt coupling mounted

Jeu de 34 vis pour liaison traverse / châssis 19T.
Set of 34 screws for under bar link / chassis 19T.

Référence *Reference*	Type *Type*	Pour *For*
2944137	M14	19 T
2944201	M16	19 T

Traverse 19T.
19T tow bar.

ECE R 55

Largeur châssis ±2,5 mm *Chassis width ±2,5 mm*	«A» jusqu'à ±25 mm *«A» to ±25 mm*	Référence *Reference*	Kg
757	691	2905152M	111
	809	2905152L	116
	861	2905152X	123
762	691	2905153M	111
	809	2905153L	116
	861	2905153X	124
766	691	2905154M	112
	809	2905154L	117
	861	2905154X	124
770	691	2905155M	112
	809	2905155L	117
	861	2905155X	124
790	691	2905156M	114
	809	2905156L	119
	861	2905156X	126
802	691	2905157M	115
	809	2905157L	120
	861	2905157X	127
850	691	2905158M	120
	809	2905158L	125
	861	2905158X	132
857	691	2905159M	121
	809	2905159L	126
	861	2905159X	133
866	691	2905160M	122
	809	2905160L	127
	861	2905160X	134

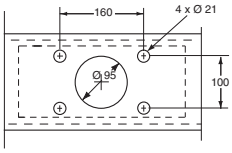

G150

Type *Type*	D (kN)	(t) maxi	(t) maxi	Dc (kN)	S (kg)	V (kN)	(t) maxi	(t) maxi
G150	110	44	26	110	1000	62	44	19

Traverses 19T / *19T tow bar*

Références spécifiques de traverses 19T (constructeurs et modèles).
Specific references of 19T tow bar (manufacturers and models).

Marque *Brand*	Modèle *Model*	Largeur châssis ±2,5 mm *Chassis width*	«A» jusqu'à ±25 mm *«A» to*	A percer *To drill*	Pré-percée constructeur *Truck manufacturer drilled*	Pré-montage de la traverse et du crochet *Tow bar + bolt coupling mounted*	
						KONEXO Asservi *KONEXO with pneumatic command*	EUROTRACT Asservi *EUROTRACT with pneumatic command*
RENAULT TRUCKS	C	850	691	2905158M	2905158MRE	2905158MREBNA	2905158MREDIN
			809	2905158L	2905158LRE	2905158LREBNA	2905158LREDIN
			861	2905158X	2905158XRE	2905158XREBNA	2905158XREDIN
	D	850	691	2905158M	2905158MRE	2905158MREBNA	2905158MREDIN
			809	2905158L	2905158LRE	2905158LREBNA	2905158LREDIN
			861	2905158X	2905158XRE	2905158XREBNA	2905158XREDIN
	K	850	691	2905158M	2905158MRE	2905158MREBNA	2905158MREDIN
			809	2905158L	2905158LRE	2905158LREBNA	2905158LREDIN
			861	2905158X	2905158XRE	2905158XREBNA	2905158XREDIN
	T	850	691	2905158M	2905158MRE	2905158MREBNA	2905158MREDIN
			809	2905158L	2905158LRE	2905158LREBNA	2905158LREDIN
			861	2905158X	2905158XRE	2905158XREBNA	2905158XREDIN
MAN	TGL	864	691	2905160M	2905160MMA	2905160MMABNA	2905160MMADIN
			809	2905160L	2905160LMA	2905160LMABNA	2905160LMADIN
			861	2905160X	2905160XMA	2905160XMABNA	2905160XMADIN
	TGM	864	691	2905160M	2905160MMA	2905160MMABNA	2905160MMADIN
			809	2905160L	2905160LMA	2905160LMABNA	2905160LMADIN
			861	2905160X	2905160XMA	2905160XMABNA	2905160XMADIN
	TGS	762	691	2905153M	2905153MMA	2905153MMABNA	2905153MMADIN
			809	2905153L	2905153LMA	2905153LMABNA	2905153LMADIN
			861	2905153X	2905153XMA	2905153XMABNA	2905153XMADIN
	TGX	762	691	2905153M	2905153MMA	2905153MMABNA	2905153MMADIN
			809	2905153L	2905153LMA	2905153LMABNA	2905153LMADIN
			861	2905153X	2905153XMA	2905153XMABNA	2905153XMADIN
SCANIA	L	770	691	2905155M	2905155MSC	2905155MSCBNA	2905155MSCDIN
			809	2905155L	2905155LSC	2905155LSCBNA	2905155LSCDIN
			861	2905155X	2905155XSC	2905155XSCBNA	2905155XSCDIN
	P	770	691	2905155M	2905155MSC	2905155MSCBNA	2905155MSCDIN
			809	2905155L	2905155LSC	2905155LSCBNA	2905155LSCDIN
			861	2905155X	2905155XSC	2905155XSCBNA	2905155XSCDIN
	G	770	691	2905155M	2905155MSC	2905155MSCBNA	2905155MSCDIN
			809	2905155L	2905155LSC	2905155LSCBNA	2905155LSCDIN
			861	2905155X	2905155XSC	2905155XSCBNA	2905155XSCDIN
	AXOR	762	691	2905153M	2905153MME	2905153MMEBNA	2905153MMEDIN
			809	2905153L	2905153LME	2905153LMEBNA	2905153LMEDIN
			861	2905153X	2905153XME	2905153XMEBNA	2905153XMEDIN
	ACTROS	762	691	2905153M	2905153MME	2905153MMEBNA	2905153MMEDIN
			809	2905153L	2905153LME	2905153LMEBNA	2905153LMEDIN
			861	2905153X	2905153XME	2905153XMEBNA	2905153XMEDIN
	ATEGO	850	691	2905158M	2905158MME	2905158MMEBNA	2905158MMEDIN
			809	2905158L	2905158LME	2905158LMEBNA	2905158LMEDIN
			861	2905158X	2905158XME	2905158XMEBNA	2905158XMEDIN
	ANTOS	850	691	2905158M	2905158MME	2905158MMEBNA	2905158MMEDIN
			809	2905158L	2905158LME	2905158LMEBNA	2905158LMEDIN
			861	2905158X	2905158XME	2905158XMEBNA	2905158XMEDIN
VOLVO	FE	850	691	2905158M	2905158MVO	2905158MVOBNA	2905158MVODIN
			809	2905158L	2905158LVO	2905158LVOBNA	2905158LVODIN
			861	2905158X	2905158XVO	2905158XVOBNA	2905158XVODIN
	FH	850	691	2905158M	2905158MVO	2905158MVOBNA	2905158MVODIN
			809	2905158L	2905158LVO	2905158LVOBNA	2905158LVODIN
			861	2905158X	2905158XVO	2905158XVOBNA	2905158XVODIN
	FL	850	691	2905158M	2905158MVO	2905158MVOBNA	2905158MVODIN
			809	2905158L	2905158LVO	2905158LVOBNA	2905158LVODIN
			861	2905158X	2905158XVO	2905158XVOBNA	2905158XVODIN
IVECO	STRALIS	770	691	2905155M	2905155MIV	2905155MIVBNA	2905155MIVDIN
			809	2905155L	2905155LIV	2905155LIVBNA	2905155LIVDIN
			861	2905155X	2905155XIV	2905155XIVBNA	2905155XIVDIN
	EUROCARGO	850	691	2905158M	2905158MIV	2905158MIVBNA	2905158MIVDIN
			809	2905158L	2905158LIV	2905158LIVBNA	2905158LIVDIN
			861	2905158X	2905158XIV	2905158XIVBNA	2905158XIVDIN
DAF	CF	790	691	2905156M	2905156MDA	2905156MDABNA	2905156MDADIN
			809	2905156L	2905156LDA	2905156LDABNA	2905156LDADIN
			861	2905156X	2905156XDA	2905156XDABNA	2905156XDADIN
	XF	790	691	2905156M	2905156MDA	2905156MDABNA	2905156MDADIN
			809	2905156L	2905156LDA	2905156LDABNA	2905156LDADIN
			861	2905156X	2905156XDA	2905156XDABNA	2905156XDADIN
	LF	790	691	2905156M	2905156MDA	2905156MDABNA	2905156MDADIN
			809	2905156L	2905156LDA	2905156LDABNA	2905156LDADIN
			861	2905156X	2905156XDA	2905156XDABNA	2905156XDADIN

Traverses 26T / *26T tow bar*

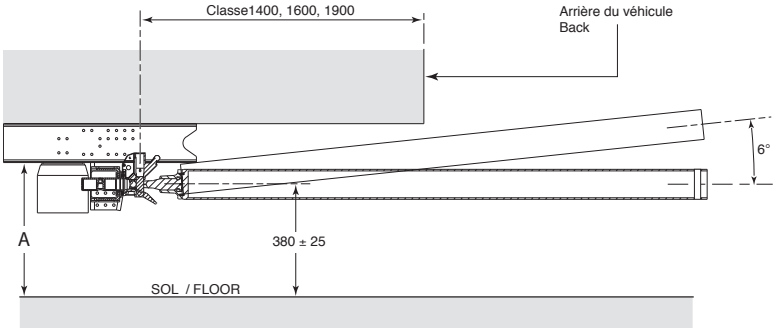

Egalement disponible :
Also available :

Traverse pré-percée constructeur + Pré-montage de la traverse et du crochet
Truck manufacturer drilled tow bar + Tow bar and bolt coupling mounted

Jeu de 34 vis pour liaison traverse / châssis 26T.
Set of 34 screws for under bar link / chassis 26T.

Référence *Reference*	Type *Type*	Pour *For*
2944137	M14	26 T

Traverse 26T.
26T tow bar.

ECE R 55

Largeur châssis ±2,5 mm *Chassis width ±2,5 mm*	«A» jusqu'à ±25 mm *«A» to ±25 mm*	Référence *Reference*	Kg
757	658	2905642CAPS	119
	818	2905642LAPS	132
762	658	2905643CAPS	120
	818	2905643LAPS	133
766	658	2905644CAPS	120
	818	2905644LAPS	133
770	658	2905645CAPS	120
	818	2905645LAPS	133
790	658	2905646CAPS	121
	818	2905646LAPS	134
802	658	2905647CAPS	123
	818	2905647LAPS	136
850	658	2905648CAPS	125
	818	2905648LAPS	138
857	658	2905649CAPS	127
	818	2905649LAPS	140
866	658	2905674CAPS	130
	818	2905674LAPS	143

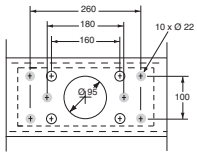

G150

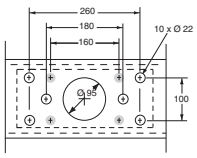

G260

Type *Type*	D (kN)	(t) maxi	(t) maxi	Dc (kN)	S (kg)	V (kN)	(t) maxi	(t) maxi
G150	110	44	26	110	1000	72,5	44	24
G260	110	44	26	110	1000	82	44	26

Traverses 26T / *26T tow bar*

Références spécifiques de traverses 26T (constructeurs et modèles).
Specific references of 26T tow bar (manufacturers and models).

Marque *Brand*	Modèle *Model*	Largeur châssis ±2,5 mm *Chassis width*	«A» jusqu'à ±25 mm *«A» to*	A percer *To drill*	Pré-percée constructeur *Truck manufacturer drilled*	Pré-montage de la traverse et du crochet *Tow bar + bolt coupling mounted*	
						KONEXO Asservi *KONEXO with pneumatic command*	EUROTRACT Asservi *EUROTRACT with pneumatic command*
RENAULT TRUCKS	C	850	658	2905648CAPS	2905648CRE	2905648CREBNA	2905648CREDIN
			818	2905648LAPS	2905648LRE	2905648LREBNA	2905648LREDIN
	D	850	658	2905648CAPS	2905648CRE	2905648CREBNA	2905648CREDIN
			818	2905648LAPS	2905648LRE	2905648LREBNA	2905648LREDIN
	K	850	658	2905648CAPS	2905648CRE	2905648CREBNA	2905648CREDIN
			818	2905648LAPS	2905648LRE	2905648LREBNA	2905648LREDIN
	T	850	658	2905648CAPS	2905648CRE	2905648CREBNA	2905648CREDIN
			818	2905648LAPS	2905648LRE	2905648LREBNA	2905648LREDIN
MAN	TGL	864	658	2905674CAPS	2905674CMA	2905674CMABNA	2905674CMADIN
			818	2905674LAPS	2905674LMA	2905674LMABNA	2905674LMADIN
	TGM	864	658	2905674CAPS	2905674CMA	2905674CMABNA	2905674CMADIN
			818	2905674LAPS	2905674LMA	2905674LMABNA	2905674LMADIN
	TGS	762	658	2905643CAPS	2905643CMA	2905643CMABNA	2905643CMADIN
			818	2905643LAPS	2905643LMA	2905643LMABNA	2905643LMADIN
	TGX	762	658	2905643CAPS	2905643CMA	2905643CMABNA	2905643CMADIN
			818	2905643LAPS	2905643LMA	2905643LMABNA	2905643LMADIN
SCANIA	L	770	658	2905645CAPS	2905645CSC	2905645CSCBNA	2905645CSCDIN
			818	2905645LAPS	2905645LSC	2905645LSCBNA	2905645LSCDIN
	P	770	658	2905645CAPS	2905645CSC	2905645CSCBNA	2905645CSCDIN
			818	2905645LAPS	2905645LSC	2905645LSCBNA	2905645LSCDIN
	G	770	658	2905645CAPS	2905645CSC	2905645CSCBNA	2905645CSCDIN
			818	2905645LAPS	2905645LSC	2905645LSCBNA	2905645LSCDIN
	AXOR	762	658	2905643CAPS	2905643CME	2905643CMEBNA	2905643CMEDIN
			818	2905643LAPS	2905643LME	2905643LMEBNA	2905643LMEDIN
	ACTROS	762	658	2905643CAPS	2905643CME	2905643CMEBNA	2905643CMEDIN
			818	2905643LAPS	2905643LME	2905643LMEBNA	2905643LMEDIN
	ATEGO	850	658	2905648CAPS	2905648CME	2905648CMEBNA	2905648CMEDIN
			818	2905648LAPS	2905648LME	2905648LMEBNA	2905648LMEDIN
	ANTOS	850	658	2905648CAPS	2905648CME	2905648CMEBNA	2905648CMEDIN
			818	2905648LAPS	2905648LME	2905648LMEBNA	2905648LMEDIN
VOLVO	FE	850	658	2905648CAPS	2905648CVO	2905648CVOBNA	2905648CVODIN
			818	2905648LAPS	2905648LVO	2905648LVOBNA	2905648LVODIN
	FH	850	658	2905648CAPS	2905648CVO	2905648CVOBNA	2905648CVODIN
			818	2905648LAPS	2905648LVO	2905648LVOBNA	2905648LVODIN
	FL	850	658	2905648CAPS	2905648CVO	2905648CVOBNA	2905648CVODIN
			818	2905648LAPS	2905648LVO	2905648LVOBNA	2905648LVODIN
IVECO	STRALIS	770	658	2905645CAPS	2905645CIV	2905645CIVBNA	2905645CIVDIN
			818	2905645LAPS	2905645LIV	2905645LIVBNA	2905645LIVDIN
	EUROCARGO	850	658	2905648CAPS	2905648CIV	2905648CIVBNA	2905648CIVDIN
			818	2905648LAPS	2905648LIV	2905648LIVBNA	2905648LIVDIN
DAF	CF	790	658	2905646CAPS	2905646CDA	2905646CDABNA	2905646CDADIN
			818	2905646LAPS	2905646LDA	2905646LDABNA	2905646LDADIN
	XF	790	658	2905646CAPS	2905646CDA	2905646CDABNA	2905646CDADIN
			818	2905646LAPS	2905646LDA	2905646LDABNA	2905646LDADIN
	LF	790	658	2905646CAPS	2905646CDA	2905646CDABNA	2905646CDADIN
			818	2905646LAPS	2905646LDA	2905646LDABNA	2905646LDADIN

Accessoires pour traverses / *Accessories for tow bars*

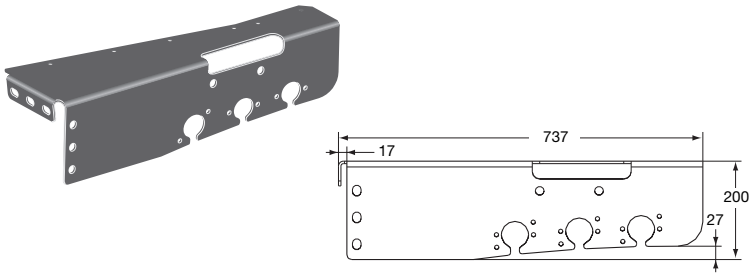

Support de prise, acier cataphorèse, à monter sur traverses surbaissées.
Plug support, KTL coated, to be fitted on the under bar.

Référence *Reference*	Kg	Pour *For*
2905675	7	19 L/M/X 26 C/L

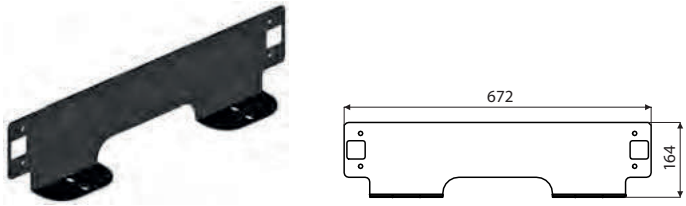

Support pour plaque d'immatriculation sur Pack Acier (visserie incluse).
Support for license plate on Pack Acier (screws included).

Référence *Reference*	Kg
2905616	-

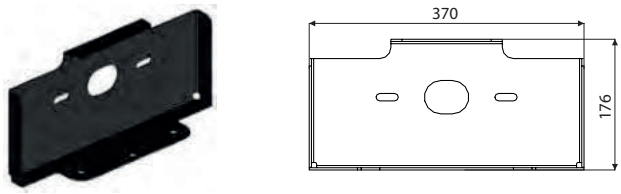

Support pour feux sur Pack Acier (visserie incluse).
Light support for Pack Acier (screw included).

Référence *Reference*	Kg
2905615	-

Kit marchepied + supports (visserie incluse).
Runningboard + supports (screw kit included).

Référence *Reference*	Kg	Type *Type*
2953270S	10	court *short*
2953270G	12	long *long*

Faisceau multiplexé 7 broches 12V.
Universal electrical kit, 7 pins 12V.

Référence *Reference*	Kg	Longueur *Length*
2944521	0,9	1,5

Accessoires pour traverses / *Accessories for tow bars*

Faisceau multiplexé 13 broches 12V.
Universal electrical kit, 13 pins 12V.

Référence *Reference*	Kg	Longueur *Length*
2944522	1,35	1,5

Connecteur faisceau + câble.
Connector + cable.

Référence *Reference*	Kg	Type *Type*
2944192	1	7 broches *7 spindle*
2944197	1	13 broches *13 spindle*

Accessoires pour attelage / *Spare parts and accessories*

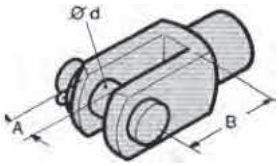

Chape tringlerie courte, acier zingué.
Zinc plated rod yoke, short.

Référence *Reference*	Kg	A (mm)	B (mm)	Ø D (mm)	Finition *Finish*
2904638ZN	0,1	10	20	10	Acier zingué *Zinc plated*
2904639ZN	0,15	12	24	12	Acier zingué *Zinc plated*
2904641ZN	0,36	16	32	16	Acier zingué *Zinc plated*
2904636ZN	0,02	6	12	6	Acier zingué *Zinc plated*
2904637ZN	0,05	8	16	8	Acier zingué *Zinc plated*

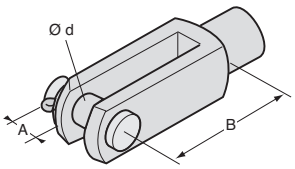

Chape tringlerie longue, acier zingué.
Zinc plated rod yoke, long.

Référence *Reference*	Kg	A (mm)	B (mm)	Ø D (mm)	Finition *Finish*
2904626ZN	0,02	6	24	6	Acier zingué *Zinc plated*
2904627ZN	0,06	8	32	8	Acier zingué *Zinc plated*

Accessoires pour attelage / *Spare parts and accessories*

Chaîne de hayon, acier, en couronne de 25 m.
Steel tailgate chain, roll of 25 m, zinc plated.

Référence *Reference*	Kg	Ø Fil *Ø Wire*	A (mm)	B (mm)	Finition *Finish*	Charge (kN) *Charge*
2904650EG	0,095	2,5	24	6	Acier zingué *Zinc plated*	50
2904650 F	0,142	3	26	6	Acier zingué *Zinc plated*	75
2904650BH	0,322	4,5	34	10	Brut *Raw*	150
2904650GH	0,35	4,5	34	9	Acier zingué *Zinc plated*	150
2904650 A	0,407	5	35	10	Acier zingué *Zinc plated*	190
2904650GK	0,63	6	42	12	Acier zingué *Zinc plated*	275

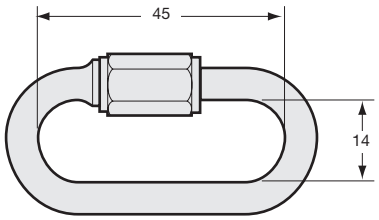

Maillon rapide fil de Ø 6 mm, acier zingué.
Connecting link, zinc plated steel Ø 6 mm.

Référence *Reference*	Kg
2904620	0,035

Accessoires pour attelage / *Spare parts and accessories*



Crochet à queue de cochon forme B. Le dessin représente le côté droit.
Hook form B. The image represents the righthand side.

Référence *Reference*	Kg	A (mm)	Ø D (mm)	Côté *Hand*
2904469DR	0,16	100	12	Droit (e) *Right*
2904469GA	0,16	100	12	Gauche *Left*
2904470DR	0,32	120	18	Droit (e) *Right*
2904470GA	0,32	120	18	Gauche *Left*

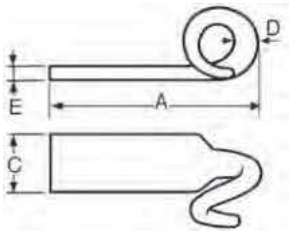

Crochet à queue de cochon forme C. Le dessin représente le côté droit.
Hook form C. The image represents the righthand side.

Référence *Reference*	Kg	A (mm)	C (mm)	Ø D (mm)	E (mm)	Côté *Hand*
2904466DR	0,2	95	30	13	8	Droit (e) *Right*
2904466GA	0,2	95	30	13	8	Gauche *Left*
2904467DR	0,5	135	40	16	10	Droit (e) *Right*
2904467GA	0,5	135	40	16	10	Gauche *Left*

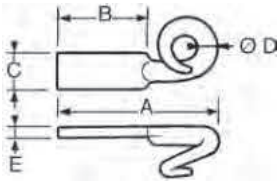

Crochet à queue de cochon forme D. Le dessin représente le côté droit.
Hook form D. The image represents the righthand side.

Référence *Reference*	Kg	A (mm)	B (mm)	C (mm)	Ø D (mm)	E (mm)	Côté *Hand*
2904463DR	0,1	90	50	20	10	5	Droit (e) *Right*
2904463GA	0,1	90	50	20	10	5	Gauche *Left*
2904464DR	0,16	110	60	24	12	6	Droit (e) *Right*
2904464GA	0,16	110	60	24	12	6	Gauche *Left*

Accessoires pour attelage / *Spare parts and accessories*

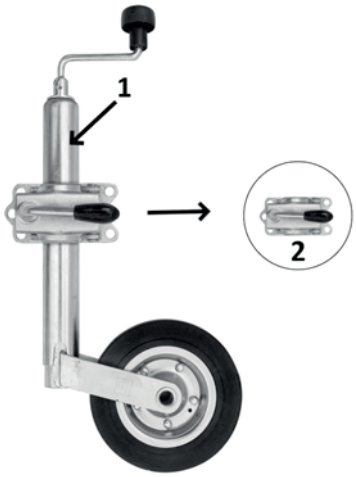

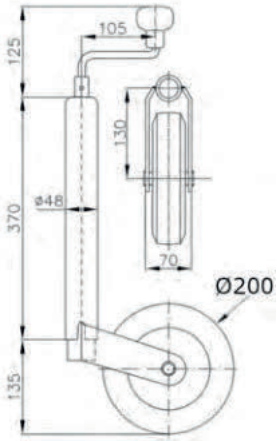

Roue de jockey télescopique avec collier, acier zingué, charge maximale à la flèche 150 kg.
Telescopic prop wheel zinc plated steel, maximum load on towing hook 150 kg.

Référence *Reference*	Kg	Type *Type*	Course *Stroke*
2944816	5,41	1 + 2	220
2944813	4,65	1	220
2944815	0,76	2	-

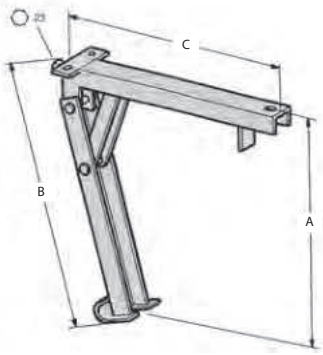

Vérin de stabilisation galvanisé.
Galvanized prop ram.

Référence *Reference*	Kg	A (mm)	B (mm)	C (mm)	Capacité *Capacity*
2944812	3,17	455	420	360	1200
2944811	2,90	412	380	360	1200

PROTECTIONS
PROTECTION

ACCESSOIRES DE PROTECTIONS LATÉRALES / *ACCESSORIES FOR SIDE GUARDS*	115
ACCESSOIRES POUR BARRES ANTI-ENCASTREMENT EU 2015 208 / *ACCESSORIES FOR EU 2015 208 UNDERRUN BARS*	90
ACCESSOIRES POUR BARRES ANTI-ENCASTREMENT R58-03 / *ACCESSORIES FOR R58-03 UNDERRUN BARS*	107
BAE EU 2015 208 POUR PORTEURS TOUT PTR / *EU 2015 208 UNDERRUN BAR FOR ALL GVWR TRUCKS*	81
BAE POUR PORTEURS 3,5T / *UNDERRUN BAR FOR 3.5 T TRUCKS*	92
BAE POUR PORTEURS 7,5T / *UNDERRUN BAR FOR 7.5 T TRUCKS*	93
BAE R58-03 POUR PORTEURS TOUT PTR / *R58-03 UNDERRUN BAR FOR ALL GVWR TRUCKS*	94
BUTOIRS BUTROLL / *BUTROLL BUFFERS*	129
BUTOIRS S.ROLL / *S.ROLL BUFFERS*	127
BUTOIRS, BUTÉES / *BUFFERS, BUMPERS*	132
PROFILS ET REMBARDES / *PROFILES AND RUBBER FENDERS*	135
PROTECTIONS LATÉRALES / *SIDE GUARDS*	109
SUPPORTS DE PROTECTIONS LATÉRALES ARTICULÉS / *TILTED SUPPORTS FOR SIDE GUARDS*	115
SUPPORTS DE PROTECTIONS LATÉRALES FIXES / *FIXED SUPPORTS FOR SIDE GUARDS*	115

Comment déterminer une barre anti-encastrement EU 2015/208

La barre anti-encastrement doit protéger contre l'encastrement d'un véhicule sous l'arrière d'une remorque, d'une semi-remorque ou d'un porteur. Celle-ci doit toujours être en position basse lorsque le véhicule circule sur la voie publique.

Dans tous les cas la barre, en position basse, doit être au maximum à 550 m/m du sol, la mesure doit être effectuée à vide.

Chaque barre a une cote dite de protection "P" qui varie d'un modèle à l'autre. Cette cote de protection est la distance maximum horizontale entre le tube de la barre anti-encastrement et la fin de la carrosserie.

Pour choisir son modèle, entrer dans le tableau avec les dimensions A et B puis valider le respect de la cote de protection "P".

Les barres anti-encastrement sont livrées avec une notice de montage, qui spécifie les conditions de pose et d'assemblage ainsi que la dimension et la qualité des vis et des spécifications associées.

Le module de rigidité des longerons I/V, exprimé en cm³, varie en fonction des références. Le carrossier doit vérifier que le longeron respecte au minimum cette valeur.

Le carrossier ou l'installateur doit transmettre au conducteur ou au propriétaire du véhicule les notices de montage et d'utilisation fournies avec les produits afin d'assurer la bonne utilisation du matériel installé.

Nos produits sont conformes à la Directive Européenne
70/221/CCE, 97/19/CCE, EU 2015/208 suivant annexe 26L.

Dans certains cas, nous serons amenés à modifier les dimensions de nos composants.

How is an EU 2015/208 underrun bar determined

The underrun bar must prevent a vehicle from crashing under the rear of a trailer, articulated trailer or truck. It must always be located in the low position when the vehicle is driven on public roads.

In all cases, in the low position, the bar must be a maximum of 550 m/m from the ground, measured with the vehicle unloaded.

Each bar has a protection dimension that varies from one model to another. This protection dimension is the maximum horizontal distance between the tube of the underrun bar and the end of the equipment. Dimension "P" on the figure below.

To select your model, enter dimensions A and B in the picture and then validate that protection dimension "P" is respected.

Overrun bars are supplied with fitting instructions. These instructions specify the fitting and assembly conditions along with the dimensions, screw quality and associated specifications.

I/V is the modulus of rigidity for the side rails, expressed in cm³. This modulus of rigidity varies according to the references. The bodybuilder must check if the side rail at least respects this value.

The bodybuilder or installer must give the fitting and operating instructions supplied with the products to the driver or owner in order to ensure that the installed equipment is used correctly.

Our products are in accordance to E.E.C.
standard 70/221/CCE, 97/19/CCE, EU 2015/208 according to annex 26L.

In some cases, we may change the dimensions of our components.

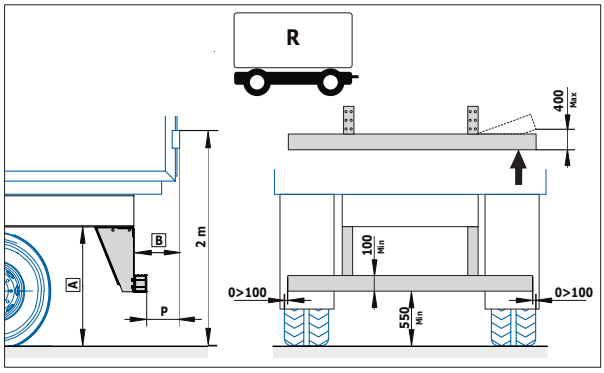

BAE Fixes EU 2015 /208 / *Fixed URB EU 2015/208*



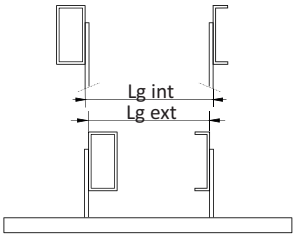

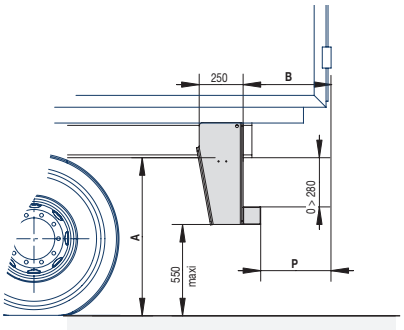

BAP Barre anti-encastrement fixation latérale, profil acier carré 100 x 100.
BAP Underrun bar lateral fixing, steel square section 100 x 100.

EU 2015/208

Lg	I/V mini	A max	B max	P max	Kg	Référence *Reference*
Ext 750 > 900	160	580 > 950	417	317	61	2909402
Int 980 > 1100	160	580 > 950	417	317	61	



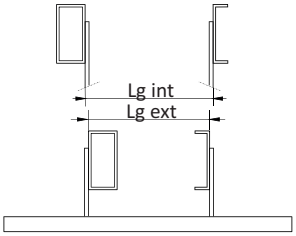

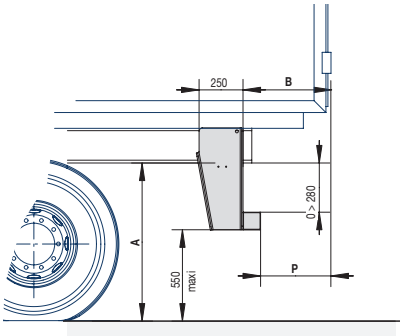

BAP Barre anti-encastrement fixation latérale, profil aluminium 120 x H100.
BAP Underrun bar lateral fixing, aluminium profile 120 x H100.

EU 2015/208

Lg	I/V mini	A max	B max	P max	Kg	Référence *Reference*
Ext 750 > 900	160	580 > 950	416	296	49	2909403
Int 980 > 1100	160	580 > 950	416	296	49	

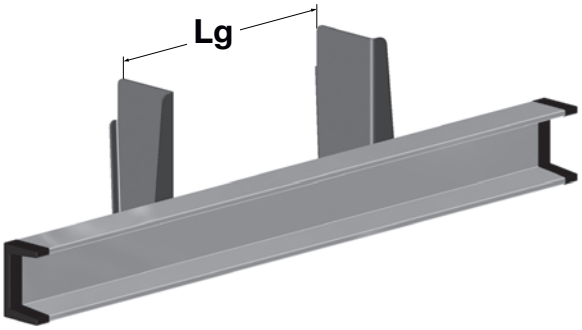

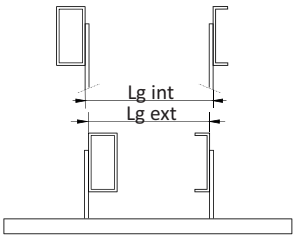

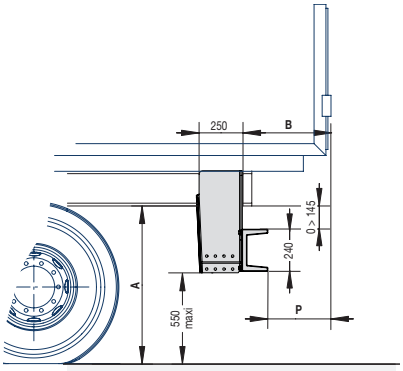

BAP Barre anti-encastrement fixation latérale, profil aluminium 145 x H240.
BAP Underrun bar lateral fixing, aluminium profile 145 x H240.

EU 2015/208

Lg	I/V mini	A max	B max	P max	Kg	Référence *Reference*
Ext 750 > 900	160	580 > 950	449	304	49	2909420
Int 980 > 1100	160	580 > 950	449	304	49	

Cotes maxi réalisables, à vérifier au cas par cas en fonction du châssis, des perçages, voir notice.
Maximum achievable dimensions, to be checked on a case-by-case basis depending on the chassis, drillings, see instructions.

BAE Fixes EU 2015/208 / *Fixed URB EU 2015/208*

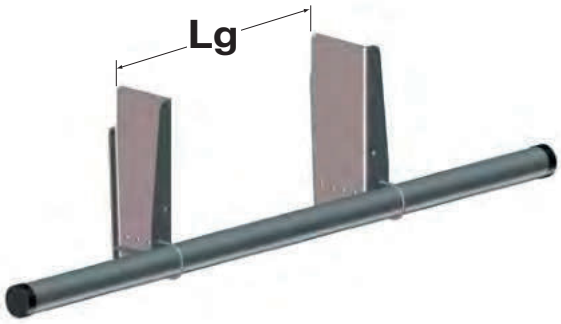

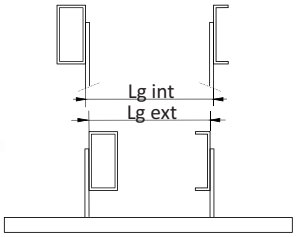

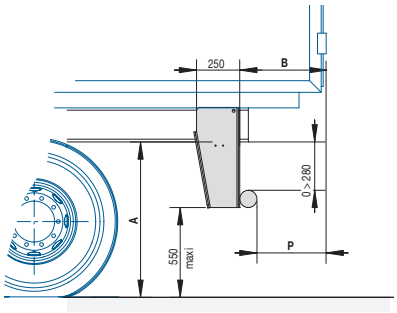

BAP Barre anti-encastrement fixation latérale, tube acier Ø 100.
BAP Underrun bar lateral fixing, steel tube Ø 100.

EU 2015/208

Lg	I/V mini	A max	B max	P max	Kg	Référence *Reference*
Ext 750 > 900	160	580 > 950	421	321	60	2909421
Int 980 > 1100	160	580 > 950	421	321	60	

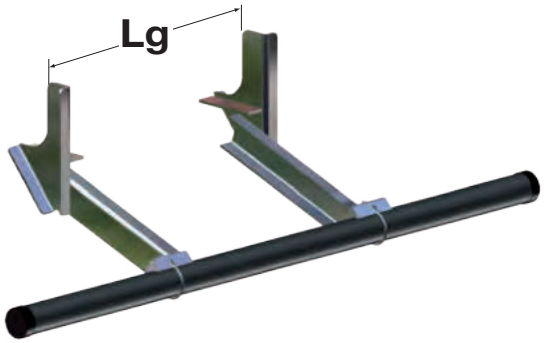

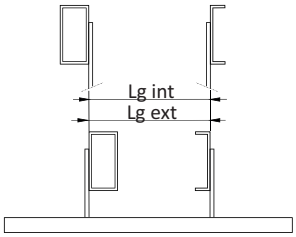

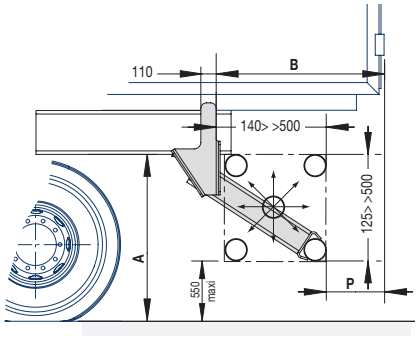

BAI Barre anti-encastrement fixation latérale, tube acier Ø 100.
BAI Underrun bar lateral fixing, steel tube Ø 100.

EU 2015/208

Lg	I/V mini	A max	B max	P max	Kg	Référence *Reference*
Ext 750 > 920	160	580 > 916	785	333	63,5	2909404
Int 750 > 920	160	580 > 916	785	333	63,5	

Cotes maxi réalisables, à vérifier au cas par cas en fonction du châssis, des perçages, voir notice.
Maximum achievable dimensions, to be checked on a case-by-case basis depending on the chassis, drillings, see instructions.

BAE Relevables Manuelles EU2015/208 */Manual elevating URB EU2015/208*



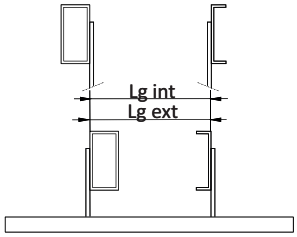

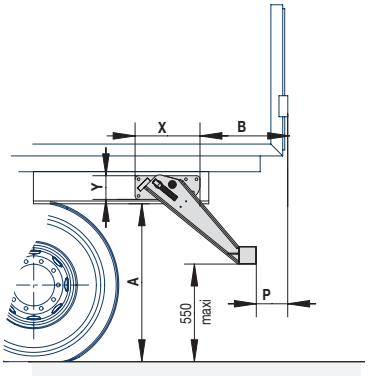

BA Barre anti-encastrement fixation latérale, profil acier carré 100 x 100 bras courts.
BA Underrun bar lateral fixing, steel square section 100 x 100 short arms.

EU 2015/208

Lg	I/V mini	A max	B max	P max	X	Y	Kg	Référence *Reference*
Ext 750 > 900	160	580 > 680	463	319	370	135	59	2909410
Int 750 > 900	160	580 > 680	463	319	370	135	59	



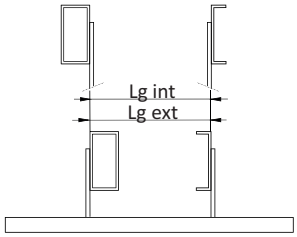

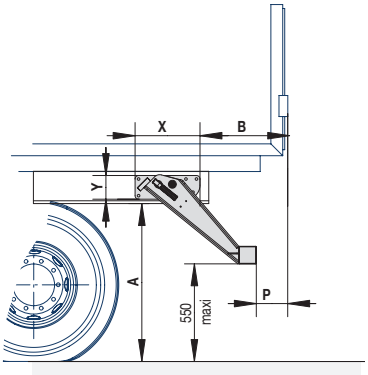

BA Barre anti-encastrement fixation latérale, profil aluminium 120 x H100 bras courts.
BA Underrun bar lateral fixing, aluminium profile 120 x H100 short arms.

EU 2015/208

Lg	I/V mini	A max	B max	P max	X	Y	Kg	Référence *Reference*
Ext 750 > 900	160	580 > 680	414	321	370	135	47	2909411
Int 750 > 900	160	580 > 680	414	321	370	135	47	

Cotes maxi réalisables, à vérifier au cas par cas en fonction du châssis, des perçages, voir notice.
Maximum achievable dimensions, to be checked on a case-by-case basis depending on the chassis, drillings, see instructions.

BAE Relevables Manuelles EU2015/208 */Manual elevating URB EU2015/208*



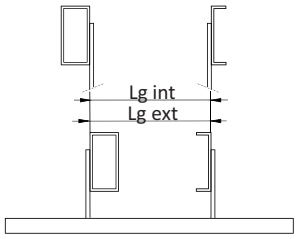

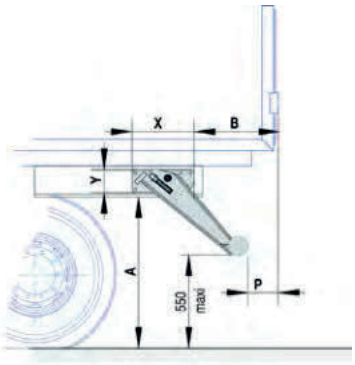

BA Barre anti-encastrement, fixation latérale, rond acier 101,6 mm bras long.
BA Steel underrun bar, side mounting, 101.6 mm steel tube, long arm.

EU 2015/208

Lg	I/V mini	B max	P max	X	Y	Kg	Référence *Reference*
Ext 750 > 900	160	654	319	370	135	66	2909512
Int 750 > 900	160	654	319	370	135	66	



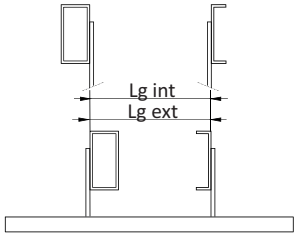

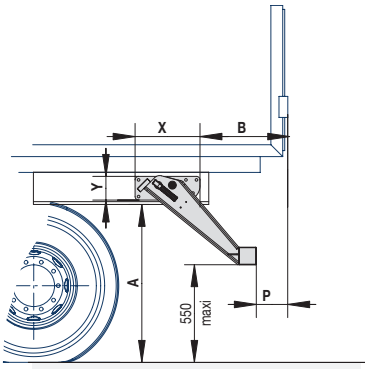

BA Barre anti-encastrement fixation latérale, profil acier carré 100 x 100 bras longs.
BA Underrun bar lateral fixing, steel square section 100 x 100 long arms.

EU 2015/208

Lg	I/V mini	A max	B max	P max	X	Y	Kg	Référence *Reference*
Ext 750 > 900	160	680 > 870	648	319	370	135	66	2909412
Int 750 > 900	160	680 > 870	648	319	370	135	66	

Cotes maxi réalisables, à vérifier au cas par cas en fonction du châssis, des perçages, voir notice.
Maximum achievable dimensions, to be checked on a case-by-case basis depending on the chassis, drillings, see instructions.

BAE Relevables Manuelles EU2015/208 */Manual elevating URB EU2015/208*



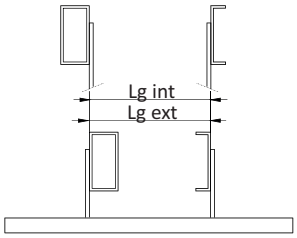

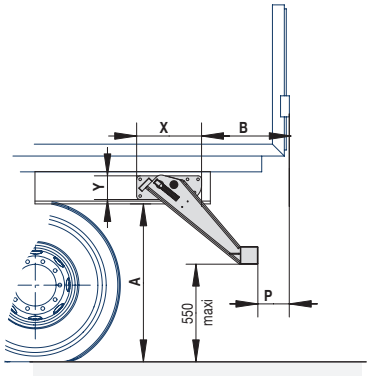

BA Barre anti-encastrement fixation latérale, profil aluminium 120 x H100 bras longs.
BA Underrun bar lateral fixing, aluminium profile 120 x H100 long arms.

EU 2015/208

Lg	I/V mini	A max	B max	P max	X	Y	Kg	Référence *Reference*
Ext 750 > 900	160	680 > 870	600	321	370	135	54	2909413
Int 750 > 900	160	680 > 870	600	321	370	135	54	



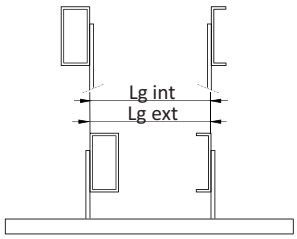

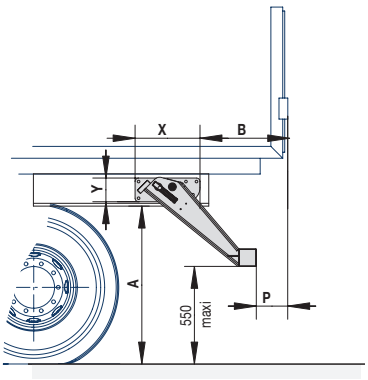

BA Barre anti-encastrement fixation latérale, profil acier carré 100 x 100 bras longs.
BA Underrun bar lateral fixing, steel square section 100 x 100 long arms.

EU 2015/208

Lg	I/V mini	A max	B max	P max	X	Y	Kg	Référence *Reference*
Ext 750 > 900	160	870 > 1070	748	319	318	395	81	2909414
Int 750 > 900	160	870 > 1070	748	319	318	395	81	

Cotes maxi réalisables, à vérifier au cas par cas en fonction du châssis, des perçages, voir notice.
Maximum achievable dimensions, to be checked on a case-by-case basis depending on the chassis, drillings, see instructions.

BAE Relevables Manuelles EU2015/208 */Manual elevating URB EU2015/208*



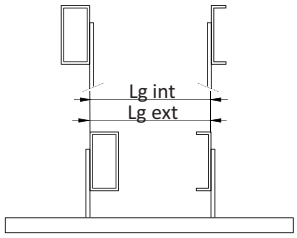

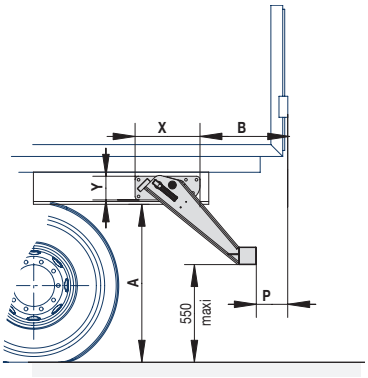

BA Barre anti-encastrement fixation latérale, profil aluminium 120 x H100 bras longs.
BA Underrun bar lateral fixing, aluminium profile 120 x H100 long arms.

EU 2015/208

Lg	I/V mini	A max	B max	P max	X	Y	Kg	Référence *Reference*
Ext 750 > 900	160	870 > 1070	700	321	318	395	69	2909415
Int 750 > 900	160	870 > 1070	700	321	318	395	69	



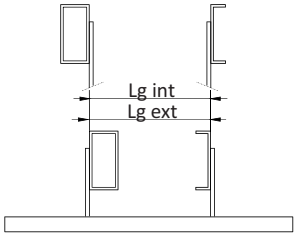

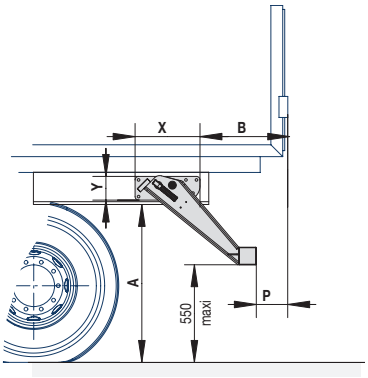

BA Barre anti-encastrement fixation latérale, profil acier carré 100 x 100 bras longs.
BA Underrun bar lateral fixing, steel square section 100 x 100 long arms.

EU 2015/208

Lg	I/V mini	A max	B max	P max	X	Y	Kg	Référence *Reference*
Ext 750 > 900	160	870 > 1070	748	282	318	395	82	2909416
Int 750 > 900	160	870 > 1070	748	282	318	395	82	

Cotes maxi réalisables, à vérifier au cas par cas en fonction du châssis, des perçages, voir notice.
Maximum achievable dimensions, to be checked on a case-by-case basis depending on the chassis, drillings, see instructions.

BAE Relevables Manuelles EU2015/208 */Manual elevating URB EU2015/208*



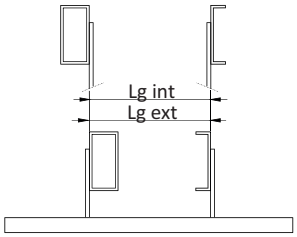

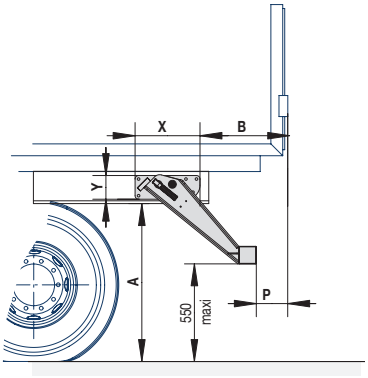

BA Barre anti-encastrement fixation latérale, profil aluminium 120 x H100 bras longs.
BA Underrun bar lateral fixing, aluminium profile 120 x H100 long arms.

EU 2015/208

Lg	I/V mini	A max	B max	P max	X	Y	Kg	Référence *Reference*
Ext 750 > 900	160	870 > 1070	700	321	318	395	70	2909417
Int 750 > 900	160	870 > 1070	700	321	318	395	70	

Cotes maxi réalisables, à vérifier au cas par cas en fonction du châssis, des perçages, voir notice.
Maximum achievable dimensions, to be checked on a case-by-case basis depending on the chassis, drillings, see instructions.

BAE Rétractable Inclinée EU2015/208 */Angle retractable URB EU2015/208*



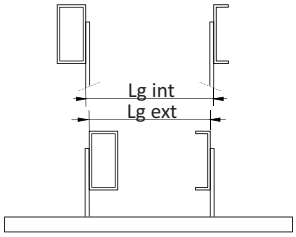

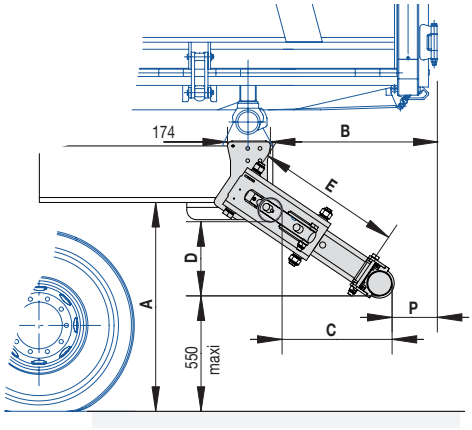

BAB Barre anti-encastrement fixation latérale, tube acier Ø 100.
BAB Underrun bar lateral fixing, steel profile Ø 100.

EU 2015/208

Lg	I/V mini	A max	B max	P max	C	D	E	Type *Type*	Kg	Référence *Reference*
Ext 750 > 1480	160	996	807	328	371	150	465	Manuelle *Manual*	98	2909437
Int 790 > 1140	160	996	807	328	371	150	465	Manuelle *Manual*	98	
Ext 750 > 1480	160	996	807	328	371	150	465	Hydraulique *Hydraulic*	98	2911437
Int 790 > 1140	160	996	807	328	371	150	465	Hydraulique *Hydraulic*	98	
Ext 750 > 900	160	1000	927	328	491	199	595	Manuelle *Manual*	98	2909435
Ext 750 > 900	160	1000	927	328	491	199	595	Hydraulique *Hydraulic*	98	2911435

Cotes maxi réalisables, à vérifier au cas par cas en fonction du châssis, des perçages, voir notice.
Maximum achievable dimensions, to be checked on a case-by-case basis depending on the chassis, drillings, see instructions.

BAE Fixe EU 2015/208 / *Fixed URB EU 2015/208*

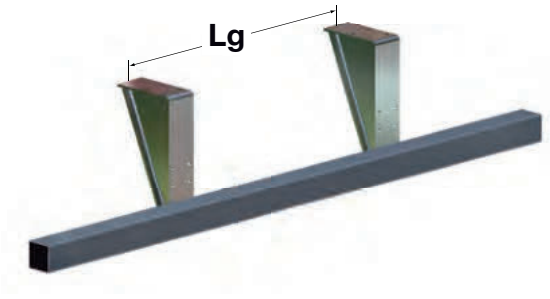

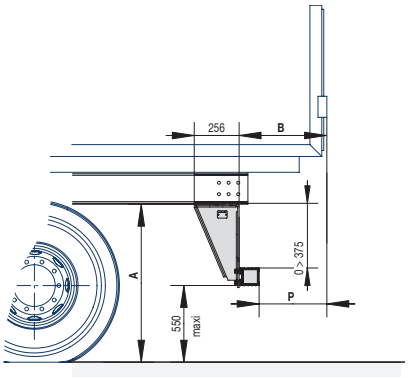

BAF Barre anti-encastrement fixation sous châssis, profil acier carré 100 x 100.
BAF Underrun bar fixing under chassis, steel square section 100 x 100.

EU 2015/208

Lg	I/V mini	A max	B max	P max	Kg	Référence *Reference*
860 > 1360	160	700 > 975	355	255	55	2909400



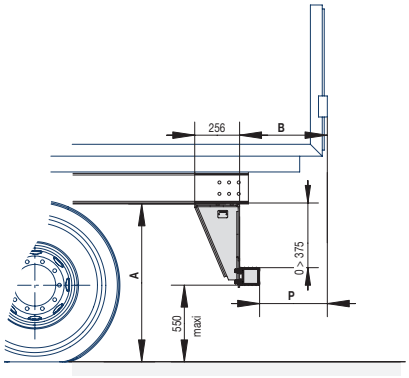

BAF Barre anti-encastrement fixation sous châssis, profil aluminium 120 x H100.
BAF Underrun bar fixing under chassis, aluminium profile 120 x H100.

EU 2015/208

Lg	I/V mini	A max	B max	P max	Kg	Référence *Reference*
860 > 1360	160	700 > 975	471	351	43	2909401



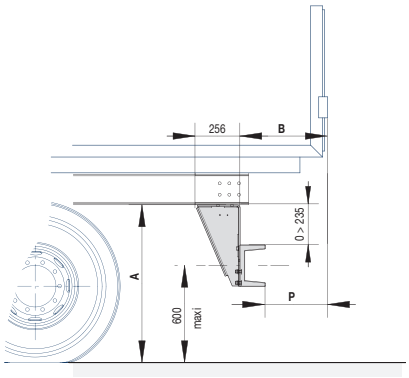

BAF Barre anti-encastrement fixation sous châssis, profil aluminium porte feux 145 x H240.
BAF Underrun bar fixing under chassis, aluminium light support 145 x H240.

EU 2015/208

Lg	I/V mini	A max	B max	P max	Kg	Référence *Reference*
860 > 1360	160	700 > 975	505	360	49	2909409

Cotes maxi réalisables, à vérifier au cas par cas en fonction du châssis, des perçages, voir notice.
Maximum achievable dimensions, to be checked on a case-by-case basis depending on the chassis, drillings, see instructions.

Accessoires pour BAE EU 2015/208 / *Accessories for URB EU2015/208*

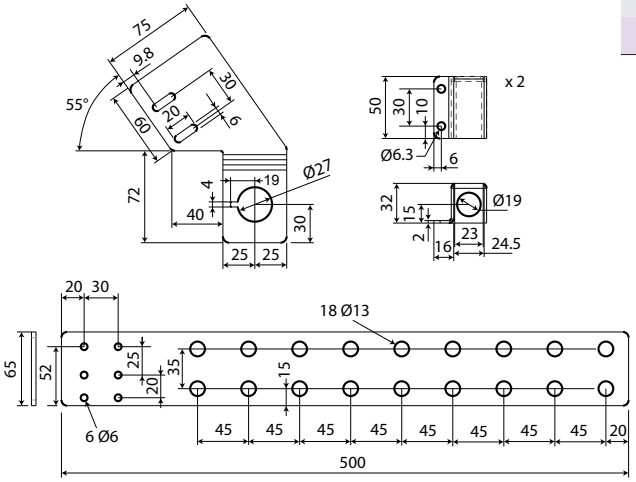

Kit de visualisation cabine pour HiddenUp (capteurs de position de barre inclus) + supports.
HiddenUp Cabin display kit (bar position sensors included) + support.

Référence *Reference*	Kg
2906451	2,25

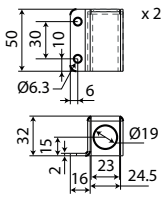

Kit de visualisation cabine pour BAB (capteurs de position de barre inclus) + supports.
BAB Cabin display kit (bar position sensors included) + support.

Référence *Reference*	Kg
2906439	1,35

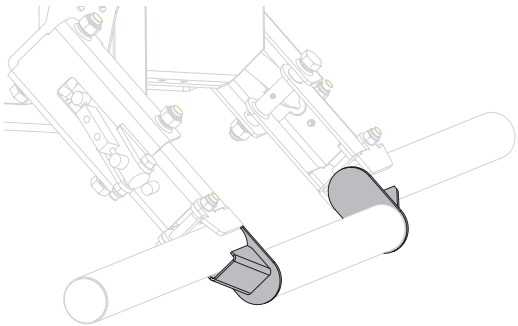

Kit d'adaptation pour tube rond.
Adaptation kit for round bar.

Référence *Reference*	Kg
2944259	4

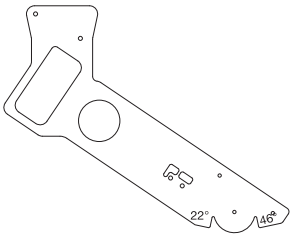

Gabarit de pose pour BAE rétractable inclinée pour PORTEUR.
Gauge of assembly for Angle retractable URB for TRUCK.

Référence *Reference*	Kg
2944261	3

Configurez ce produit dans notre configurateur en ligne NEMO sur www.pommier.eu
Configure this product in our NEMO online configurator at www.pommier.eu

Comment déterminer une barre anti-encastrement R58-03

La barre anti-encastrement doit protéger contre l'encastrement d'un véhicule sous l'arrière d'une remorque, d'une semi-remorque ou d'un porteur. Celle-ci doit toujours être en position basse lorsque le véhicule circule sur la voie publique.
Dans tous les cas la barre, en position basse, doit respecter une hauteur maximum par rapport au sol, dimension G qui dépend du type de suspension. La mesure doit être effectuée à vide.
Chaque barre a une cote de protection P qui varie d'un modèle à l'autre et qui dépend de la catégorie du véhicule. Cette cote de protection est la distance maximum horizontale entre le tube de la barre anti-encastrement et la fin de la carrosserie jusqu'à une hauteur de 2 m.
Pour choisir son modèle, entrer dans le tableau avec les dimensions A et B puis valider le respect de la cote de protection P et la hauteur G.
Les barres anti-encastrement sont livrées avec une notice de montage, qui spécifie les conditions de pose et d'assemblage ainsi que la dimension et la qualité des vis et des spécifications associées.
Le module de rigidité des longerons I/VxRe en N.m, varie en fonction des références. Le carrossier doit vérifier que le longeron respecte au minimum cette valeur.
Le carrossier ou l'installateur doit transmettre au conducteur ou au propriétaire du véhicule les notices de montage et d'utilisation fournies avec les produits afin d'assurer la bonne utilisation du matériel installé.

Nos produits sont conformes à la Directive Européenne R58-03.

Dans certains cas, nous serons amenés à modifier les dimensions de nos composants.

How is an R58-03 underrun bar determined

The underrun bar must prevent a vehicle from crashing under the rear of a trailer, articulated trailer or truck. It must always be located in the low position when the vehicle is driven on public roads.
In all cases, in the low position, the bar must respect a maximum height above the ground, dimension G which depends on the type of suspension. the measurement must be carried out empty.
Each bar has a protection dimension "P" that varies from one model to another and which depends on the category of the vehicle.
This protection dimension is the maximum horizontal distance between the tube of the underrun bar and the end of the equipment up to a height of 2m.
To select your model, enter dimensions A and B in the picture and then validate that protection dimension P and height G are respected.
Overrun bars are supplied with fitting instructions. These instructions specify the fitting and assembly conditions along with the dimensions, screw quality and associated specifications.
I/VxRe is the modulus of rigidity for the side rails, expressed in N.m. This modulus of rigidity varies according to the references.
The bodybuilder must check if the side rail at least respects this value.
The bodybuilder or installer must give the fitting and operating instructions supplied with the products to the driver or owner in order to ensure that the installed equipment is used correctly.

Our products are in accordance to E.E.C. standard R58-03.

In some cases, we may change the dimensions of our components.

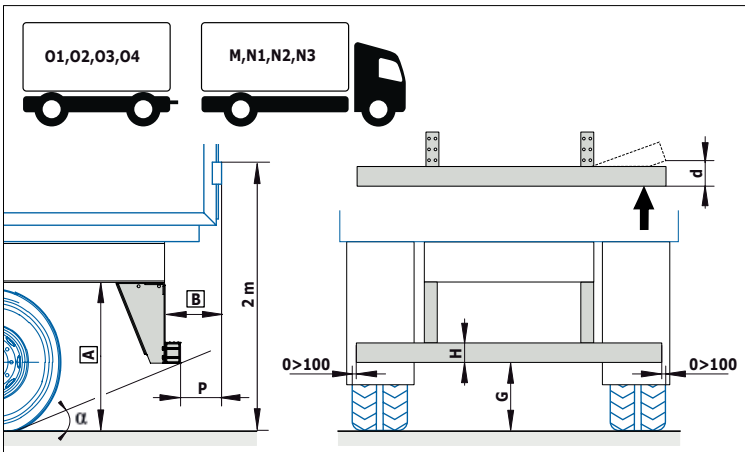

H min	**100**	**M, N1, N2<=8t, N2G>8t, N3G, O1, O2**
	120	**N2>8t, N3, 03, 04**

P max	**300**	**N2>8t, N3, O3, O4**
	200	**O3, O4**
	400-d	**M, N1, N2<8t, O1, O2**

G max	**450** α > 8°	**N2>8t, N3, O3, O4**
	550 α <= 8°	
	500 α > 8°	**N2>8t, N3, O3, O4**
	550 α <= 8°	
	550	**M, N1, N2<8t, O1, O2**
	α <= 10°	**M1G, N1G**
	α <= 20°	**M2G, N2G**
	α <= 25°	**M3G, N3G**

BAE Fixes R58-03 / *Fixed URB R58-03*



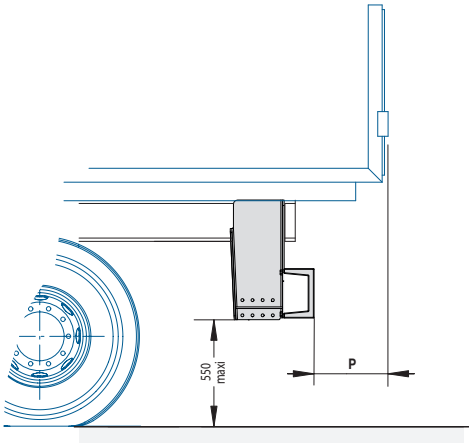

BA 3T5 Barre anti-encastrement acier traverse intégrée.
BA 3T5 Steel underrun bar integrated drawbar.

Lg	I/V mini	P max	Kg	Référence *Reference*
662 > 862	30	320	24	PACK ACIER

Voir traverses pour remorques 3,5T
See tow bar for 3,5T trailer

Cotes maxi réalisables, à vérifier au cas par cas en fonction du châssis, des perçages, voir notice.
Maximum achievable dimensions, to be checked on a case-by-case basis depending on the chassis, drillings, see instructions.

BAE Fixes R58-03 / *Fixed URB R58-03*



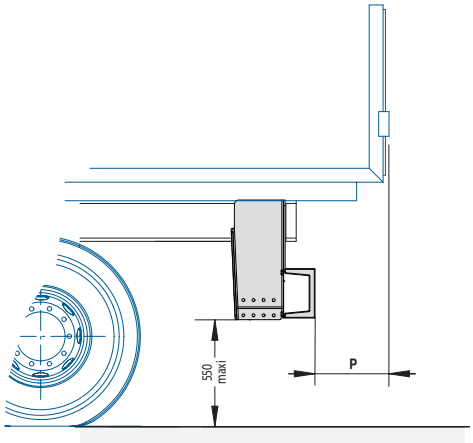

BA 7T5 Barre anti-encastrement acier traverse intégrée.
BA 7T5 Steel underrun bar integrated drawbar.

ECE R58-03

Lg	I/V mini	P max	Kg	Référence *Reference*
662 > 862	30	362	34	PACK ACIER

Voir traverses pour remorques 3,5T
See tow bar for 3,5T trailer

Cotes maxi réalisables, à vérifier au cas par cas en fonction du châssis, des perçages, voir notice.
Maximum achievable dimensions, to be checked on a case-by-case basis depending on the chassis, drillings, see instructions.

BAE Fixe R58-03 / *Fixed URB R58-03*

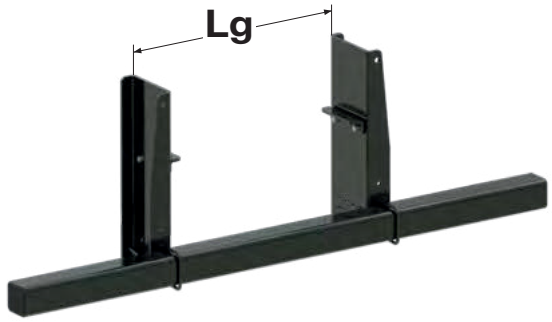

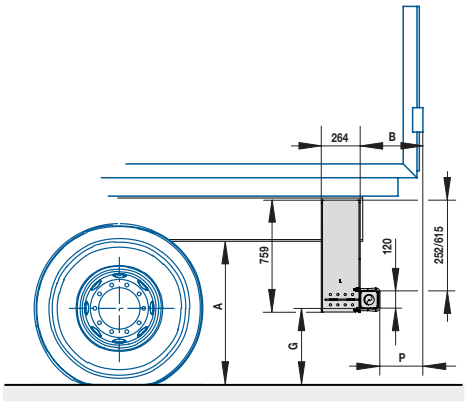

XFIX P610C

Barre anti-encastrement R58-03, fixation latérale, tube carré acier 120 x 120. Finition cataphorèse.
Underrun bar R58-03, lateral fixing, with a square steel tube 120 x 120. KTL finishing.

Lg	I/V x Re N.m Mini	G max	A max	P max	B max	Kg	Référence *Reference*
750 > 950	163800	450 > 550	950 > 1050	300	420	106,5	29546100C



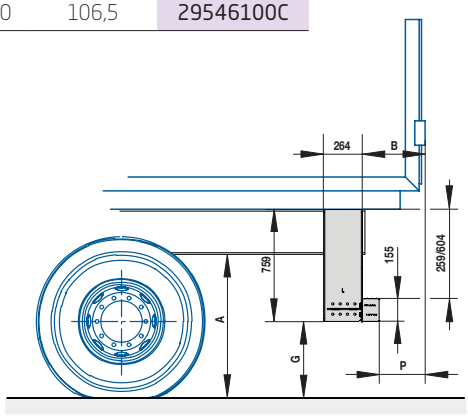

XFIX P610D

Barre anti-encastrement R58-03, fixation latérale, profil aluminium rectangulaire 112 x 155. Finition cataphorèse, profil anodisé.
Underrun bar R58-03, lateral fixing, with a rectangular aluminium profile 112 x 155. KTL finishing and anodised for the profile.

Lg	I/V x Re N.m Mini	G max	A max	P max	B max	Kg	Référence *Reference*
750 > 950	163800	450 > 550	950 > 1050	300	412	111	29546100D



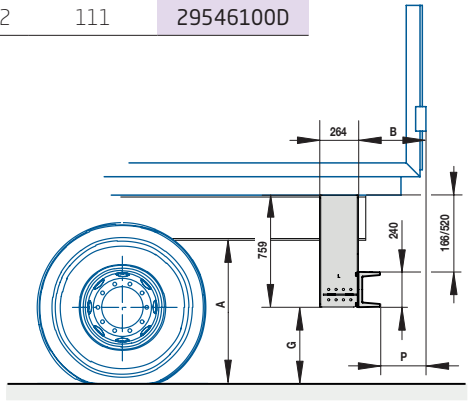

XFIX P610E

Barre anti-encastrement R58-03, fixation latérale, profil aluminium porte feux 145 x 240. Finition cataphorèse, profil anodisé.
Underrun bar R58-03, lateral fixing, with an aluminium light mounting profile 145 x 240. KTL finishing and anodised for the profile.

Lg	I/V x Re N.m Mini	G max	A max	P max	B max	Kg	Référence *Reference*
750 > 950	163800	450 > 550	950 > 1050	300	445	91	29546100E

Cotes maxi réalisables, à vérifier au cas par cas en fonction du châssis, des perçages, voir notice.
Maximum achievable dimensions, to be checked on a case-by-case basis depending on the chassis, drillings, see instructions.

BAE Fixe R58-03 / *Fixed URB R58-03*

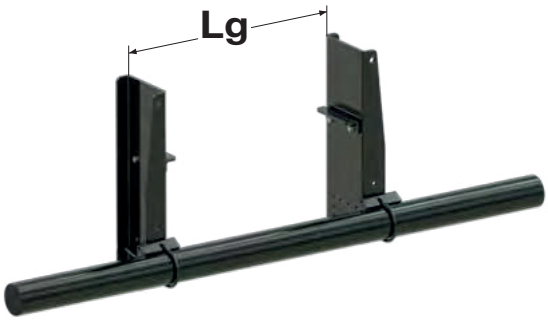

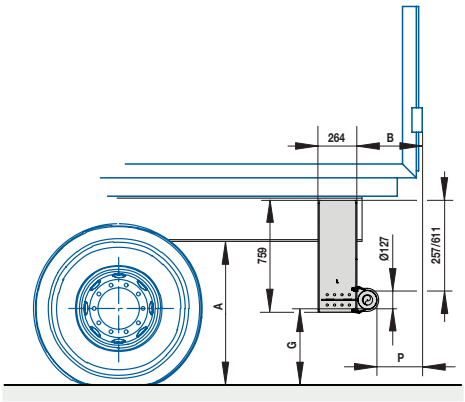

XFIX P610A

Barre anti-encastrement R58-03, fixation latérale tube acier Ø 127. Finition cataphorèse.
Underrun bar R58-03, lateral fixing, with a steel tube Ø 127. KTL finishing.

Lg	I/V x Re N.m Mini	G max	A max	P max	B max	Kg	Référence *Reference*
750 > 950	163800	450 > 550	950 > 1050	300	435	103	29546100A



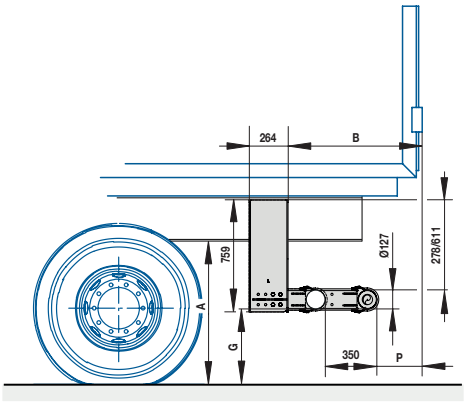

XFIX P611A

Barre anti-encastrement R58-03, fixation latérale, tube acier Ø 127 multipositions. Finition cataphorèse.
Underrun bar R58-03, lateral fixing, with a steel tube Ø 127 multi-position. KTL finishing.

Lg	I/V x Re N.m Mini	G max	A max	P max	B max	Kg	Référence *Reference*
750 > 950	163800	450 > 550	950 > 1050	300	552 > 902	117,5	29546101A

Cotes maxi réalisables, à vérifier au cas par cas en fonction du châssis, des perçages, voir notice.
Maximum achievable dimensions, to be checked on a case-by-case basis depending on the chassis, drillings, see instructions.

BAE Fixe R58-03 / *Fixed URB R58-03*

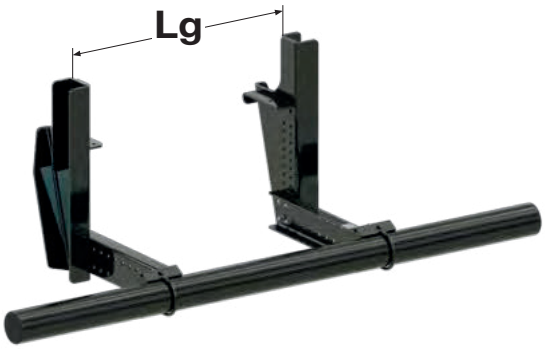

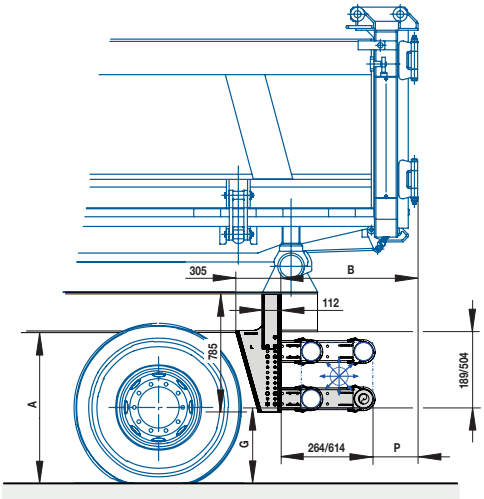

XFIX P701A

Barre anti-encastrement R58-03, fixation latérale, tube acier Ø 127, multipositions, à visser. Finition cataphorèse.
Underrun bar R58-03, lateral fixing, with a steel tube Ø 127 multi-position, to be screwed. KTL finishing.

Lg	I/V x Re N.m Mini	G max	A max	P max	B max	Kg	Référence *Reference*
750 > 950	163800	450 > 550	954 > 1054	300	564 > 914	125	29547001A



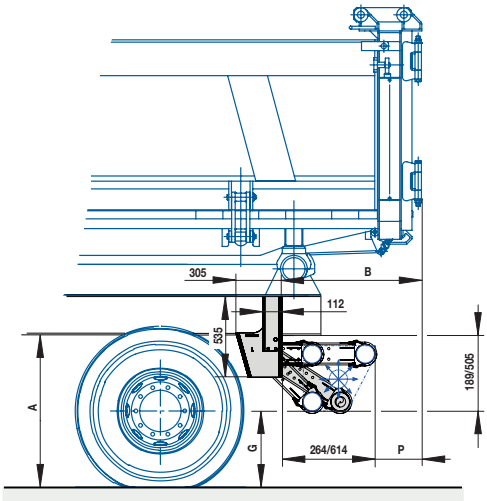

XFIX P701AE

Barre anti-encastrement R58-03, fixation latérale, tube acier Ø 127 multipositions, à souder. Finition brute.
Underrun bar R58-03, lateral fixing, with a steel tube Ø 127 multi-position, to be welded. Self color finishing.

Lg	I/V x Re N.m Mini	G max	A max	P max	B max	Kg	Référence *Reference*
750 > 950	163800	450 > 550	954 > 1054	300	564 > 914	111,5	29547001AE

Cotes maxi réalisables, à vérifier au cas par cas en fonction du châssis, des perçages, voir notice.
Maximum achievable dimensions, to be checked on a case-by-case basis depending on the chassis, drillings, see instructions.

BAE Relevable Manuelle R58-03 / *Manual elevating URB R58-03*



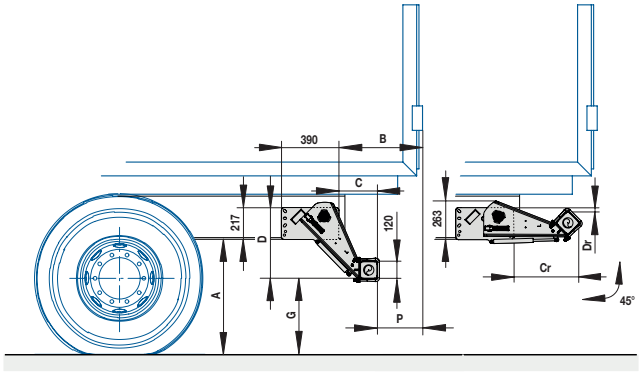

XLIFT P41C

Barre anti-encastrement R58-03, relevable manuel, fixation latérale, tube carré acier 120 x 120, platine basse. Finition cataphorèse.
Manual lifting underrun bar R58-03, lateral fixing, with a square steel tube 120 x 120, small plate. KTL finishing.

Lg	I/V x Re N.m Mini	G max	A max	P max	B max	C	Cr	D	Dr	Kg	Référence *Reference*
750 > 1480	163800	450 > 550	700 > 845	300	563	263	448	484	26	116,5	29544112C
750 > 1480	163800	450 > 550	850 > 995	300	748	448	684	633	1	126	29544115C

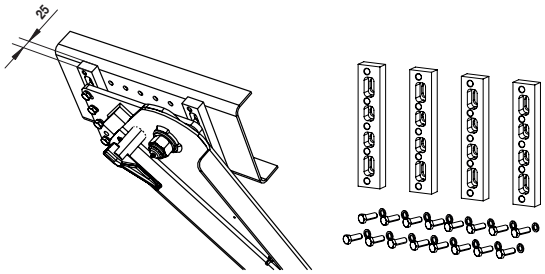

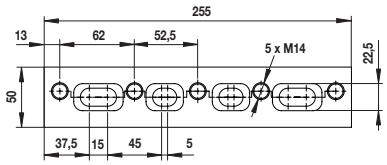

Kit entretoise T50/T60. Pour châssis prépercé M14 50x50, 50x55, 50x60, 60x50, 60x55 et 60x60.
Spacer kit T50/T60. For pre-drilled chassis M14 50x50, 50x55, 50x60, 60x50, 60x55 and 60x60.

Référence *Reference*	Kg	Finition *Finish*
294544111	8,80	Acier cataphorèse *KTL steel*

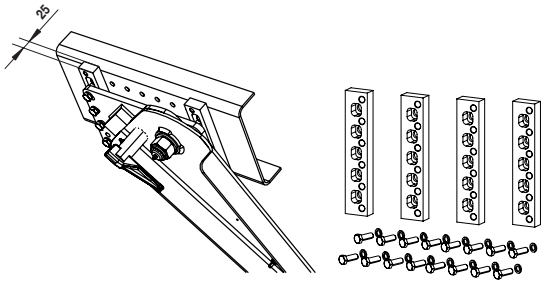

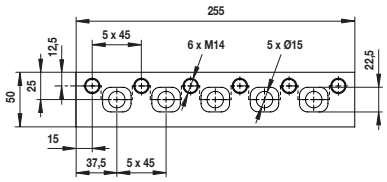

Kit entretoise T45. Pour châssis prépercé M14 45x45.
Spacer kit T45. For pre-drilled chassis M14 45x45.

Référence *Reference*	Kg	Finition *Finish*
294544112	9,12	Acier cataphorèse *KTL steel*

Cotes maxi réalisables, à vérifier au cas par cas en fonction du châssis, des perçages, voir notice.
Maximum achievable dimensions, to be checked on a case-by-case basis depending on the chassis, drillings, see instructions.

BAE Relevable Manuelle R58-03 / *Manual elevating URB R58-03*

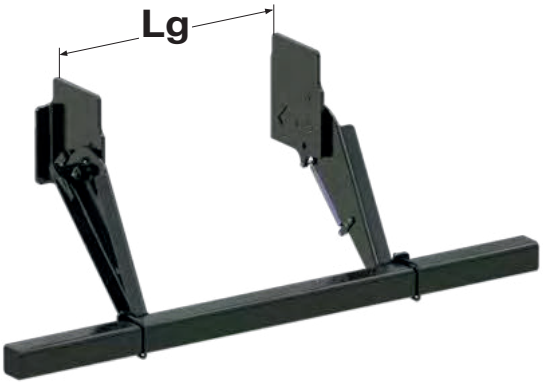

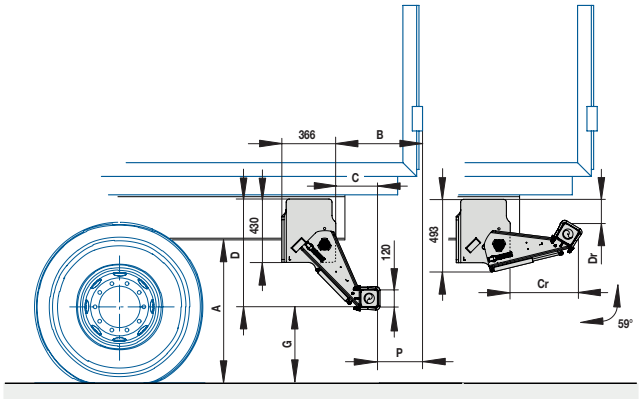

XLIFT P41CS

Barre anti-encastrement R58-03, relevable manuel, fixation latérale, profil carré acier 120 x 120, platine haute. Finition cataphorèse.
Manual lifting underrun bar R58-03, lateral fixing, with a square steel tube 120 x 120 hight plate. KTL finishing.

Lg	I/V x Re N.m Mini	G max	A max	P max	B max	C	Cr	D	Dr	Kg	Référence *Reference*
750 > 1480	163800	450 > 550	938 > 1038	295	582	287	467	734	158	137,5	29544112CS
750 > 1480	163800	450 > 550	1088 > 1188	295	767	472	689	883	75	147	29544115CS

Cotes maxi réalisables, à vérifier au cas par cas en fonction du châssis, des perçages, voir notice.
Maximum achievable dimensions, to be checked on a case-by-case basis depending on the chassis, drillings, see instructions.

BAE Relevable Hydraulique R58-03 / *Hydraulic elevating URB R58-03*



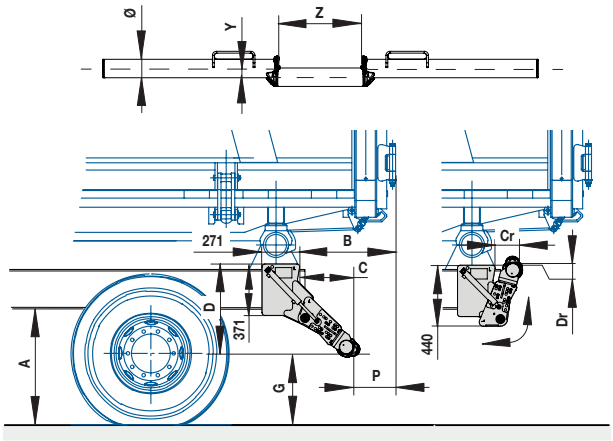

XLIFT P721M/R

Barre anti-encastrement R58-03 relevable hydraulique, fixation latérale, tube acier guidon de vélo, pour benne basculante tout PTR, autres véhicules 20t. Longeur des bras réglable. Finition cataphorèse.
ATTENTION Ø 101,6 mm uniquement pour véhicule type G.
Hydraulic liftable underrun bar R58-03, lateral fixing, handlebar steel tube, for tipping-bodies all GVWR, other vehicules 20t. Adjustable arm length. KTL finishing. ATTENTION Ø 101,6 mm only for type G vehicle.

Lg	I/V x Re N.m Mini	G max	A max	P max	B max	C	Cr	D	Dr	Ø	Y	Z	Kg	Référence *Reference*
750 > 900	163800	450>550	827>927	300	763>688	463>388	196>150	692>627	82>6	101,6	50	465	99,5	29547221M
750 > 900	163800	450>550	848>948	300	787>713	487>413	214>167	713>648	109>31	127	64	435	112	29547221R



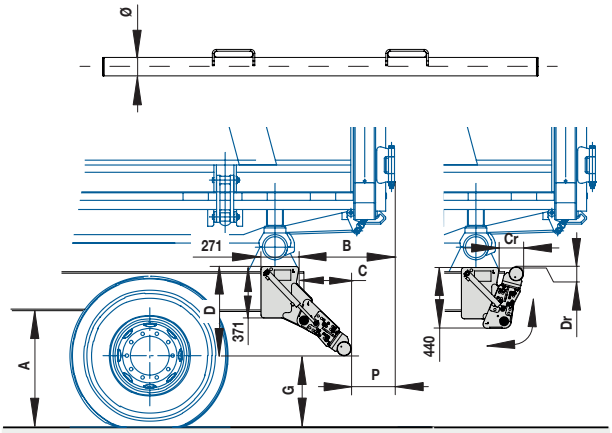

XLIFT P721L/P

Barre anti-encastrement R58-03 relevable hydraulique, fixation latérale, tube acier droit, pour benne basculante tout PTR, autres véhicules 20t. Longeur des bras réglable. Finition cataphorèse.
ATTENTION Ø 101,6 mm uniquement pour véhicule type G.
Hydraulic liftable underrun bar R58-03, lateral fixing, straight steel tube, for tipping-bodies all GVWR, other vehicules 20t. Adjustable arm length. KTL finishing. ATTENTION Ø 101,6 mm only for type G vehicle.

Lg	I/V x Re N.m Mini	G max	A max	P max	B max	C	Cr	D	Dr	Ø	Kg	Référence *Reference*
750 > 900	163800	450>550	827>927	300	763>688	463>388	196>150	692>627	82>6	101,6	94	29547221L
750 > 900	163800	450>550	848>948	300	787>713	487>413	214>167	713>648	109>31	127	101,5	29547221P

Cotes maxi réalisables, à vérifier au cas par cas en fonction du châssis, des perçages, voir notice.
Maximum achievable dimensions, to be checked on a case-by-case basis depending on the chassis, drillings, see instructions.

BAE Rétractable Inclinée R58-03 / *Angle retractable URB R58-03*



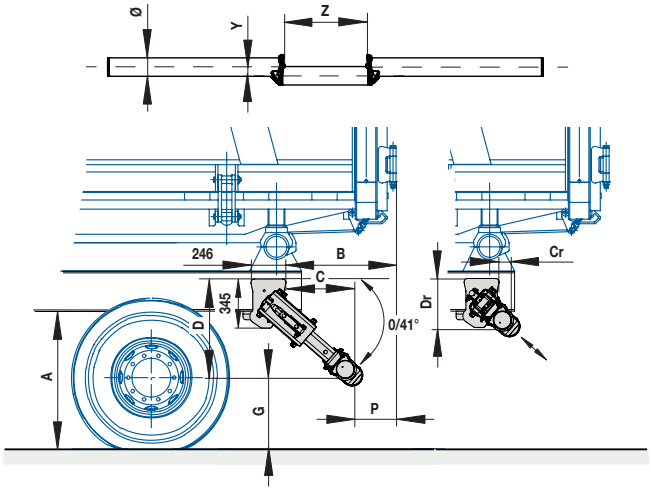

XFOLD P58K/B

Barre anti-encastrement R58-03, rétractable hydraulique fixation latérale, tube acier guidon de vélo. Finition cataphorèse.
Hydraulic retractable underrun bar R58-03, lateral fixing, handlebar steel tube. KTL finishing.

ECE R58-03

Lg	I/V x Re N.m Mini	G max	A max	P max	B max	C	Cr 41°	D	Dr 41°	Ø	Y	Z	Kg	Référence *Reference*
750 > 950	163800	450>550	845>945	300	711	411	84	638	353	127	64	435	163	29545822B
750 > 950	163800	450>550	930>1030	300	809	509	87	723	355	127	64	435	170	29545823B



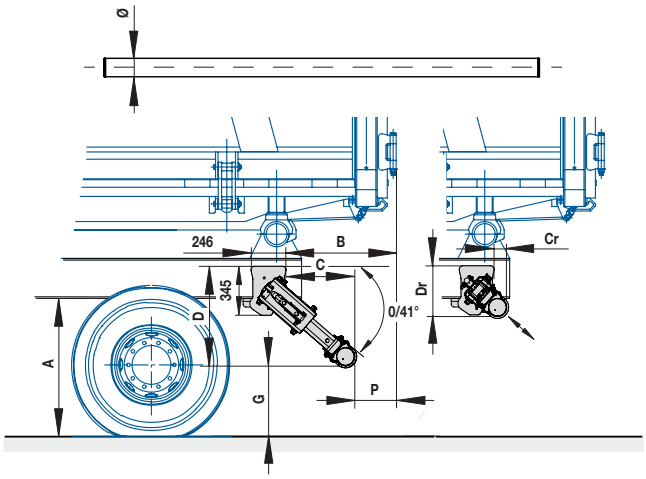

XFOLD P58I/S

Barre anti-encastrement R58-03, rétractable hydraulique, fixation latérale, tube acier droit. Finition cataphorèse.
Hydraulic retractable underrun bar R58-03, lateral fixing, straight steel tube. KTL finishing.

ECE R58-03

Lg	I/V x Re N.m Mini	G max	A max	P max	B max	C	Cr 41°	D	Dr 41°	Ø	Kg	Référence *Reference*
750 > 950	163800	450>550	845>945	300	711	411	84	638	353	127	148	29545822S
750 > 950	163800	450>550	930>1030	300	809	509	87	723	355	127	155	29545823S

Cotes maxi réalisables, à vérifier au cas par cas en fonction du châssis, des perçages, voir notice.
Maximum achievable dimensions, to be checked on a case-by-case basis depending on the chassis, drillings, see instructions.

BAE Rétractable Horizontale R58-03 / *Horizontal retractable URB R58-03*



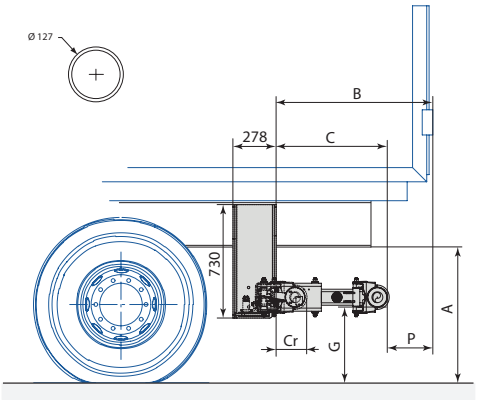

XFOLD P94

Barre anti-encastrement R58-03, rétractable manuelle avec pare-choc tube rond acier. Finition cataphorèse. Le pare-choc rond évite la rétention de sable ou gravats.
Manual retractable underrun bar R58-03 with a round steel tube. KTL finishing.
The round steel tube avoids rubble and sand retention.

Lg	I/V x Re N.m Mini	G max	A max	P max	B max	C	Cr	Kg	Référence *Reference*
750 > 1400	163800	450 > 550	915 > 1015	300	885	585	185	174	29549412A
750 > 1400	163800	450 > 550	915 > 1015	300	1015	715	185	178	29549413A
750 > 1400	163800	450 > 550	915 > 1015	300	1295	995	185	189	29549414A
750 > 1400	163800	450 > 550	915 > 1015	300	1575	1275	185	199	29549415A

Cotes maxi réalisables, à vérifier au cas par cas en fonction du châssis, des perçages, voir notice.
Maximum achievable dimensions, to be checked on a case-by-case basis depending on the chassis, drillings, see instructions.

BAE Rétractable Horizontale R58-03 / *Horizontal retractable URB R58-03*



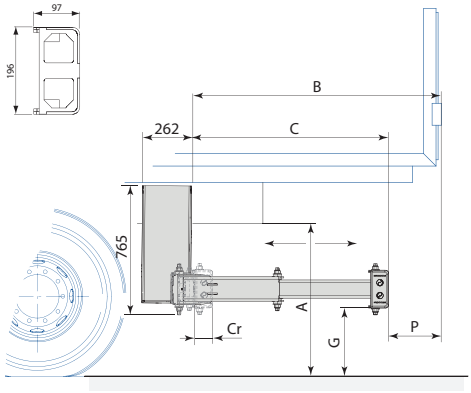

XPAND P42F

Barre anti-encastrement R58-03, rétractable hydraulique avec pare-choc acier mécano-soudé. Finition cataphorèse. Livrée pré-assemblée avec valve de pilotage. Le pare-choc mécano-soudé (en forme de U) permet la pose de plaque réfléchissante.

Hydraulic retractable underrun bar R58-03 with a fabricated U profile in steel. KTL finishing. Delivered assembled with hydraulic. The fabricated U profile allows the installation of reflective plates.

Lg	I/V x Re N.m Mini	G max	A max	P max	B max	C	Cr	Type *Type*	Kg	Référence *Reference*
750 > 900	163800	450 > 550	979 > 1079	300	802	504	110	Sans détecteur *Without detector*	136	29544222F
750 > 900	163800	450 > 550	979 > 1079	300	802	504	110	Avec détecteur *With sensor*	136	29544222FD
750 > 900	163800	450 > 550	979 > 1079	300	952	654	110	Sans détecteur *Without detector*	140	29544223F
750 > 900	163800	450 > 550	979 > 1079	300	952	654	110	Avec détecteur *With sensor*	140	29544223FD
750 > 900	163800	450 > 550	979 > 1079	300	1221	924	110	Sans détecteur *Without detector*	145	29544224F
750 > 900	163800	450 > 550	979 > 1079	300	1221	924	110	Avec détecteur *With sensor*	145	29544224FD
750 > 900	163800	450 > 550	979 > 1079	300	1501	1204	110	Sans détecteur *Without detector*	153	29544225F
750 > 900	163800	450 > 550	979 > 1079	300	1501	1204	110	Avec détecteur *With sensor*	153	29544225FD

Cotes maxi réalisables, à vérifier au cas par cas en fonction du châssis, des perçages, voir notice.
Maximum achievable dimensions, to be checked on a case-by-case basis depending on the chassis, drillings, see instructions.

BAE Rétractable Horizontale R58-03 / *Horizontal retractable URB R58-03*



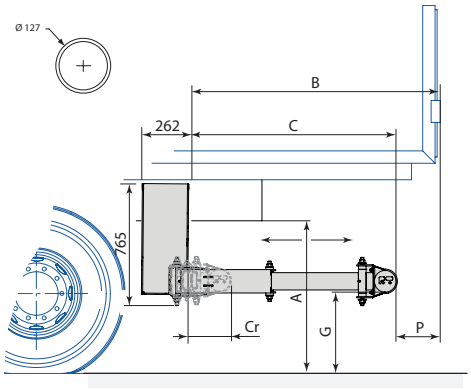

XPAND P42A

Barre anti-encastrement R58-03, rétractable hydraulique avec pare-choc tube rond acier. Finition cataphorèse. Livrée pré-assemblée avec valve de pilotage. Le pare-choc rond évite la rétention de sable ou gravats.
Hydraulic retractable underrun bar R58-03 with a round steel tube. KTL finishing . Delivered assembled with hydraulic. The round steel tube avoids rubble and sand retention.

ECE R58-03

Lg	I/V x Re N.m Mini	G max	A max	P max	B max	C	Cr	Type *Type*	Kg	Référence *Reference*
750 > 900	163800	450 > 550	945 > 1045	300	938	639	263	Sans détecteur *Without detector*	140	29544222A
750 > 900	163800	450 > 550	945 > 1045	300	938	639	263	Avec détecteur *With sensor*	140	29544222AD
750 > 900	163800	450 > 550	945 > 1045	300	1088	789	263	Sans détecteur *Without detector*	144	29544223A
750 > 900	163800	450 > 550	945 > 1045	300	1088	789	263	Avec détecteur *With sensor*	144	29544223AD
750 > 900	163800	450 > 550	945 > 1045	300	1358	1059	263	Sans détecteur *Without detector*	150	29544224A
750 > 900	163800	450 > 550	945 > 1045	300	1358	1059	263	Avec détecteur *With sensor*	150	29544224AD
750 > 900	163800	450 > 550	945 > 1045	300	1638	1339	263	Sans détecteur *Without detector*	157	29544225A
750 > 900	163800	450 > 550	945 > 1045	300	1638	1339	263	Avec détecteur *With sensor*	157	29544225AD

Cotes maxi réalisables, à vérifier au cas par cas en fonction du châssis, des perçages, voir notice.
Maximum achievable dimensions, to be checked on a case-by-case basis depending on the chassis, drillings, see instructions.

BAE Rétractable Horizontale R58-03 / *Horizontal retractable URB R58-03*



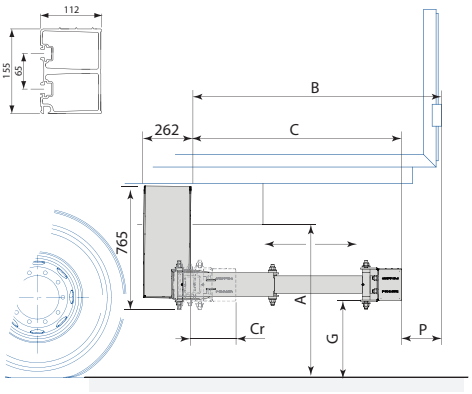

XPAND P42D

Barre anti-encastrement R58-03 rétractable hydraulique avec pare-choc rectangulaire en aluminium. Finition cataphorèse et pare-choc en aluminium anodisé. Livrée pré-assemblée avec valve de pilotage.Le pare-choc rectangulaire en aluminium permet la pose de plaques réfléchissantes.

Hydraulic retractable underrun bar R58-03 with a rectangular aluminium profile. KTL finishing and anodised for the profile. Delivered assembled with hydraulic. The rectangular aluminium profile allows the installation of reflective plates.

Lg	I/V x Re N.m Mini	G max	A max	P max	B max	C	Cr	Type *Type*	Kg	Référence *Reference*
750 > 900	163800	450 > 550	959 > 1059	300	913	614	224	Sans détecteur *Without detector*	133	29544222D
750 > 900	163800	450 > 550	959 > 1059	300	913	614	224	Avec détecteur *With sensor*	133	29544222DD
750 > 900	163800	450 > 550	959 > 1059	300	1064	764	224	Sans détecteur *Without detector*	136	29544223D
750 > 900	163800	450 > 550	959 > 1059	300	1064	764	224	Avec détecteur *With sensor*	136	29544223DD
750 > 900	163800	450 > 550	959 > 1059	300	1333	1033	224	Sans détecteur *Without detector*	143	29544224D
750 > 900	163800	450 > 550	959 > 1059	300	1333	1033	224	Avec détecteur *With sensor*	143	29544224DD
750 > 900	163800	450 > 550	959 > 1059	300	1613	1313	224	Sans détecteur *Without detector*	150	29544225D
750 > 900	163800	450 > 550	959 > 1059	300	1613	1313	224	Avec détecteur *With sensor*	150	29544225DD

Cotes maxi réalisables, à vérifier au cas par cas en fonction du châssis, des perçages, voir notice.
Maximum achievable dimensions, to be checked on a case-by-case basis depending on the chassis, drillings, see instructions.

BAE Rétractable Horizontale R58-03 / *Horizontal retractable URB R58-03*



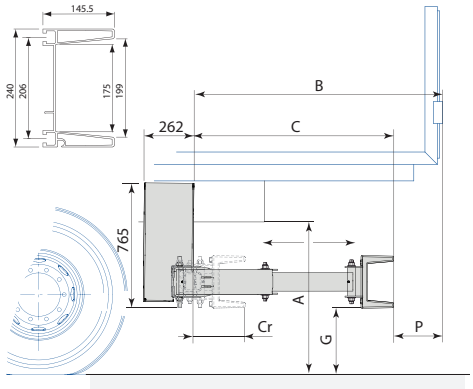

XPAND P42E

Barre anti-encastrement R58-03 hydraulique avec pare-choc porte-feux en aluminium. Finition cataphorèse et pare-choc en aluminium anodisé. Livrée pré-assemblée avec valve de pilotage. Le pare-choc porte-feux permet de fixer et protéger des feux de signalisation.

Hydraulic retractable underrun bar R58-03 with an aluminium light mounting profile. KTL finishing and anodised for the profile. Delivered assembled with hydraulic. The aluminium light mounting profile allows to fix and protect traffic lights.

Lg	I/V x Re N.m Mini	G max	A max	P max	B max	C	Cr	Type *Type*	Kg	Référence *Reference*
750 > 900	163800	450 > 550	1001 > 1101	297	946	649	253	Sans détecteur *Without detector*	128	29544222E
750 > 900	163800	450 > 550	1001 > 1101	297	946	649	253	Avec détecteur *With sensor*	128	29544222ED
750 > 900	163800	450 > 550	1001 > 1101	297	1096	799	253	Sans détecteur *Without detector*	132	29544223E
750 > 900	163800	450 > 550	1001 > 1101	297	1096	799	253	Avec détecteur *With sensor*	132	29544223ED
750 > 900	163800	450 > 550	1001 > 1101	297	1366	1069	253	Sans détecteur *Without detector*	138	29544224E
750 > 900	163800	450 > 550	1001 > 1101	297	1366	1069	253	Avec détecteur *With sensor*	138	29544224ED
750 > 900	163800	450 > 550	1001 > 1101	297	1646	1349	253	Sans détecteur *Without detector*	145	29544225E
750 > 900	163800	450 > 550	1001 > 1101	297	1646	1349	253	Avec détecteur *With sensor*	145	29544225ED

Cotes maxi réalisables, à vérifier au cas par cas en fonction du châssis, des perçages, voir notice.
Maximum achievable dimensions, to be checked on a case-by-case basis depending on the chassis, drillings, see instructions.

BAE Fixe R58-03 / *Fixed URB R58-03*



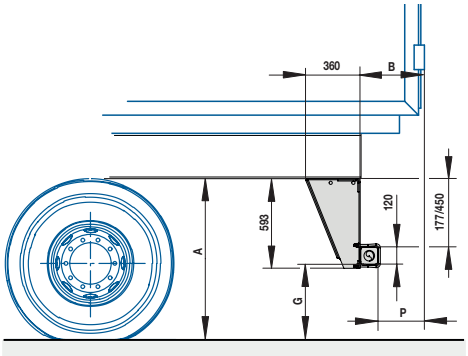

XFIX S710C

Barre anti-encastrement R58-03, fixation sous châssis, tube carré acier 120 x 120. Finition cataphorèse.
Underrun bar R58-03, fixing under chassis, with a square steel tube 120 x 120. KTL finishing.

ECE R58-03

Lg	I/V x Re N.m Mini	G max	A max	P max	B max	Kg	Référence *Reference*
860 > 1480	164500	450 > 550	1020 > 1120	200	320	98	29547100C



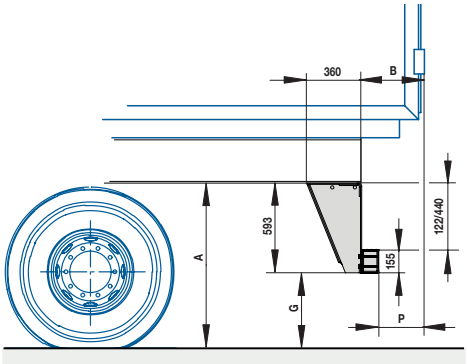

XFIX S710D

Barre anti-encastrement R58-03, fixation sous châssis, profil aluminium rectangulaire 112 x 155. Finition cataphorèse, profil anodisé.
Underrun bar R58-03, fixing under chassis, with a rectangular aluminium profile 112 x 155. KTL finishing and anodised for the profile.

ECE R58-03

Lg	I/V x Re N.m Mini	G max	A max	P max	B max	Kg	Référence *Reference*
860 > 1480	164500	450 > 550	1020 > 1120	200	312	102,5	29547100D



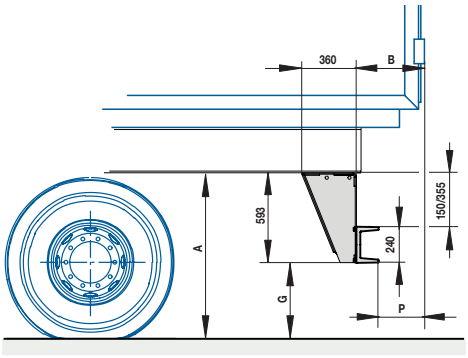

XFIX S710E

Barre anti-encastrement R58-03, fixation sous châssis, profil aluminium porte feux 145 x 240. Finition cataphorèse, profil anodisé.
Underrun bar R58-03, fixing under chassis, with an aluminium light mounting profile 145 x 240. KTL finishing and anodised for the profile.

ECE R58-03

Lg	I/V x Re N.m Mini	G max	A max	P max	B max	Kg	Référence *Reference*
860 > 1480	164500	450 > 550	1020 > 1120	200	345	83	29547100E

Cotes maxi réalisables, à vérifier au cas par cas en fonction du châssis, des perçages, voir notice.
Maximum achievable dimensions, to be checked on a case-by-case basis depending on the chassis, drillings, see instructions.

Accessoires pour BAE R58-03 / *Accessories for URB R58-03*

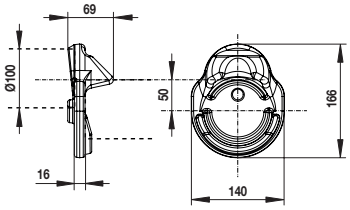

Kit guidon de vélo pour tube 101,6 mm, déport 50 mm.
Handlebar kit for 101,6 mm tube, 50 mm offset.

Référence *Reference*	Kg
294547260	6,60

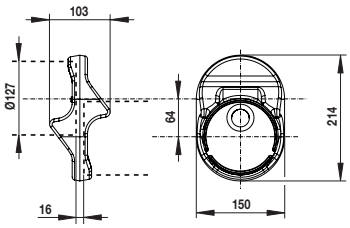

Kit guidon de vélo pour tube 127 mm, déport 64 mm.
Handlebar kit for 127 mm tube, 64 mm offset.

Référence *Reference*	Kg
294545860	12,70

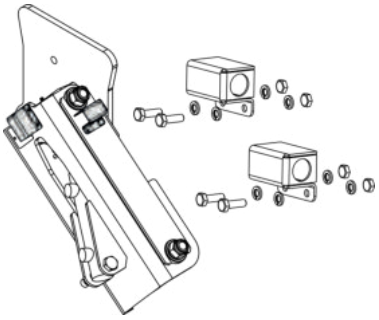

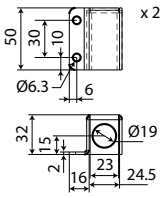

ECE R58-03

Kit supports détecteurs de positions pour XFOLD-P58.
Position sensor support kit for XFOLD-P58.

Référence *Reference*	Kg
294545821	0,20

Kit de visualisation cabine. Comprenant boitier de visualisation, faisceau électrique 13 m, connecteurs et 2 détecteurs.
Cabin display kit. Including display unit, electrical harness 13 m, connectors and 2 detectors.

Référence *Reference*	Kg	Pour *For*
294547222	1,15	XFOLD et XLIFT

Kit de visualisation cabine. Comprenant boitier de visualisation, faisceau électrique 13 m et connecteurs.
Cabin display kit. Including display unit, electrical harness 13 m and connectors.

Référence *Reference*	Kg	Pour *For*
294544221	1,11	XPAND

2944401

2944660

Détecteur de position 12v/24v.
Position sensor 12v/24v.

Référence *Reference*	Kg	Pour *For*
2944401	0,04	XFOLD et XLIFT
2944660	0,04	XPAND

Kit cales détecteur de position.
Position sensor wedge kit.

Référence *Reference*	Kg	Pour *For*
294544220	0,8	XPAND P42

Accessoires pour BAE R58-03 / *Accessories for URB R58-03*

Les barres anti-encastrement XFIX P61 et XFOLD P94 sont compatibles avec la traverse universelle 2915XXXX, nous consulter.
Underrun bars **XFIX P61** *and* **XFOLD P94** *are compatible with universal tow bar 2915XXXX, consult us.*

XFIX P61

XFOLD P94

MEMO

Une gamme complète de Protections Latérales,
pour les VUL, VI, R & SR, et tout type de carrosserie sec, frigo, benne, citerne...
A complete range of Side Guards,
for LCV, VI, R & SR, and any type of dry body, fridge, tipper, tank...

TYPE PCB R73-01 N°01 12139 — TYPE PCP R73-01 N°01 12185

- **Simplicité de montage** / *Easy assembly*
- **Polyvalence et Robustesse** / *Versatility and Robustness*
- **Design Harmonieux** / *Harmonious design*

En choisissant les 4 éléments constitutifs d'une Protection Latérale Pommier, vous disposez d'un ensemble homologué R73-01 (Type PCP si fixation sous plancher, type PCB si fixation sur faux châssis).
By choosing the 4 components of a POMMIER Side Protection, you have a R73-01 approved set (PCP Type if fixing under floor, PCB type if fixing on false chassis).

01 SUPPORT / *SUPPORT* > **02** PROFIL / *PROFILE* > **03** FIXATION / *FIXATION* > **04** EMBOUTS / *END CAPS*

Protections latérales pour VUL / *Side guards for LCV*

POMMIER

TYPE PCP R73-01 N°01 12185

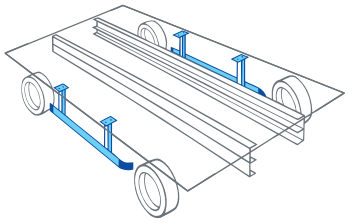

Protections latérales à supports fixes, sous plancher.
Side protections with fixed supports, underfloor.

01 SUPPORT

3110470

02 PROFIL

L (m)	Alu *Alu* Référence *Reference*	Acier *Steel* Référence *Reference*
3,0	3120280AN	
3,2	3120281AN	3120276
5,0	3120282 3120282AN	3120277
7,0	3120284AN	3120278

03 FIXATION

Profils alu *Alu profiles*	Profils acier *Steel profiles*
3110403	3110177K
1636733VI	

04 EMBOUTS

Carrosserie alignée *Inline bodywork*	Carrosserie débordante *Overflowing bodywork*
3120286KS	3120288KS

TYPE PCP R73-01 N°01 12185

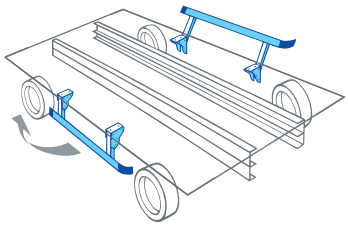

Protections latérales à supports articulés, sous plancher.
Lateral protections with articulated supports, under floor.

01 SUPPORT

3110471

02 PROFIL

L (m)	Alu *Alu* Référence *Reference*	Acier *Steel* Référence *Reference*
3,0	3120280AN	
3,2	3120281AN	3120276
5,0	3120282 3120282AN	3120277
7,0	3120284AN	3120278

03 FIXATION

Profils alu *Alu profiles*	Profils acier *Steel profiles*
3110403	3110177K
1636733VI	

04 EMBOUTS

Carrosserie alignée *Inline bodywork*	Carrosserie débordante *Overflowing bodywork*
3120286KS	3120288KS

Protections latérales pour VI / *Side guards for VI*

TYPE PCP R73-01 N°01 12185

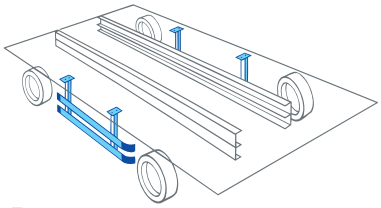

Protections latérales à supports fixes, sous plancher.
Side protections with fixed supports, underfloor.

01 SUPPORT

3110175GA

02 PROFIL

L (m)	Alu *Alu* Référence *Reference*	Acier *Steel* Référence *Reference*
3,0	3120280AN	
3,2	3120281AN	3120276
5,0	3120282 3120282AN	3120277
7,0	3120284AN	3120278

03 FIXATION

Profils alu *Alu profiles*	Profils acier *Steel profiles*
3110403	3110177K
1636733VI	

04

Carrosserie alignée *Inline bodywork*	Carrosserie débordante *Overflowing bodywork*
3120286KD	3120288KD

TYPE PCP R73-01 N°01 12185

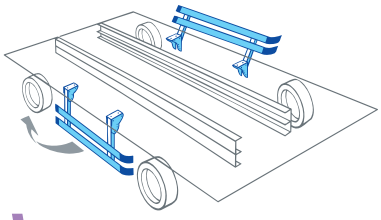

Protections latérales à supports articulés, sous plancher.
Lateral protections with articulated supports, under floor.

01 SUPPORT

3110423GA

02 PROFIL

L (m)	Alu *Alu* Référence *Reference*	Acier *Steel* Référence *Reference*
3,0	3120280AN	
3,2	3120281AN	3120276
5,0	3120282 3120282AN	3120277
7,0	3120284AN	3120278

03 FIXATION

Profils alu *Alu profiles*	Profils acier *Steel profiles*
3110403	3110177K
1636733VI	

04 EMBOUTS

Carrosserie alignée *Inline bodywork*	Carrosserie débordante *Overflowing bodywork*
3120286KD	3120288KD

TYPE PCP R73-01 N°01 12185

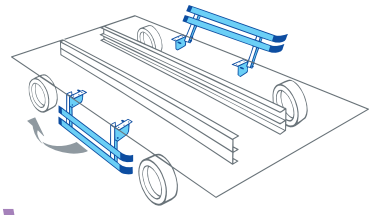

Protections latérales à supports articulés verrouillables automatiquement, sous plancher.
Lateral protections with articulated supports automatically lockable, under floor.

01 SUPPORT

3110178

02 PROFIL

L (m)	Alu *Alu* Référence *Reference*	Acier *Steel* Référence *Reference*
3,0	3120280AN	
3,2	3120281AN	3120276
5,0	3120282 3120282AN	3120277
7,0	3120284AN	3120278

03 FIXATION

Profils alu *Alu profiles*	Profils acier *Steel profiles*
3110403	3110177K
1636733VI	

04 EMBOUTS

Carrosserie alignée *Inline bodywork*	Carrosserie débordante *Overflowing bodywork*
3120286KD	3120288KD

Protections latérales pour VI / *Side guards for VI*

Protections latérales à supports articulés, sous plancher. Spécial frigo.
Side protections with articulated supports, under floor. Special fridge.

TYPE PCP R73-01 N°01 12185

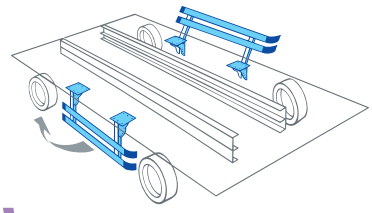

01 SUPPORT

3110180GA

02 PROFIL

L (m)	Alu *Alu* Référence *Reference*
3,0	3120280AN
3,2	3120281AN
5,0	3120282 3120282AN
7,0	3120284AN

03 FIXATION

Profils alu *Alu profiles*	Profils acier *Steel profiles*
3110403	3110177K
1636733VI	

04 EMBOUTS

Carrosserie alignée *Inline bodywork*	Carrosserie débordante *Overflowing bodywork*
3120286KD	3120288KD

Protections latérales à supports fixes, sur faux châssis. Spécial bennes et citernes.
Lateral protections with fixed supports, on false chassis. Special skips and tanks.

TYPE PCB R73-01 N°01 12139

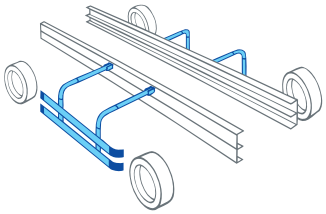

01 SUPPORT

3109056KSB
3109056KSG

02 PROFIL

L (m)	Alu *Alu* Référence *Reference*	Acier *Steel* Référence *Reference*
3,0	3120280AN	
3,2	3120281AN	3120276
5,0	3120282 3120282AN	3120277
7,0	3120284AN	3120278

03 FIXATION

Profils alu *Alu profiles*	Profils acier *Steel profiles*
3110403	3110177K
1636733VI	

04 EMBOUTS

Carrosserie alignée *Inline bodywork*	Carrosserie débordante *Overflowing bodywork*
3120286KD	3120288KD

Protections latérales à supports articulés, sur faux châssis. Spécial bennes et citernes.
Lateral protections with articulated supports, on false chassis. Special skips and tanks.

TYPE PCB R73-01 N°01 12139

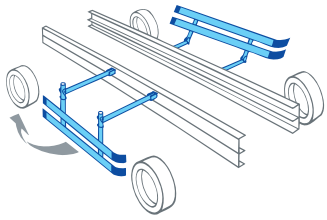

01 SUPPORT

3109060KSB
3109060KSG

02 PROFIL

L (m)	Alu *Alu* Référence *Reference*	Acier *Steel* Référence *Reference*
3,0	3120280AN	
3,2	3120281AN	3120276
5,0	3120282 3120282AN	3120277
7,0	3120284AN	3120278

03 FIXATION

Profils alu *Alu profiles*	Profils acier *Steel profiles*
3110403	3110177K
1636733VI	

04 EMBOUTS

Carrosserie alignée *Inline bodywork*	Carrosserie débordante *Overflowing bodywork*
3120286KD	3120288KD

Protections latérales pour R & SR / *Side guards for R & SR*

TYPE PCP R73-01 N°01 12185

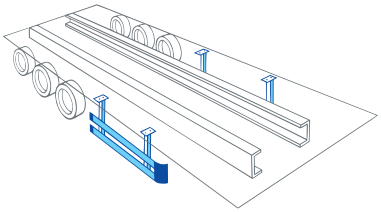

Protections latérales à supports fixes, sous plancher.
Side protections with fixed supports, underfloor.

01 SUPPORT

3110175GA

02 PROFIL

L (m)	Alu *Alu* Référence *Reference*	Acier *Steel* Référence *Reference*
3,0	3120280AN	
3,2	3120281AN	3120276
5,0	3120282 3120282AN	3120277
7,0	3120284AN	3120278

03 FIXATION

Profils alu *Alu profiles*	Profils acier *Steel profiles*
3110403	3110177K
1636733VI	

04 EMBOUTS

3120290KD

TYPE PCP R73-01 N°01 12185

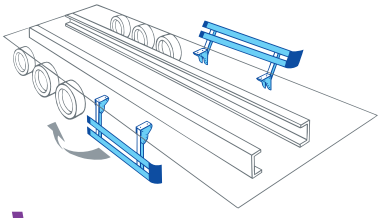

Protections latérales à supports articulés, sous plancher.
Lateral protections with articulated supports, under floor.

01 SUPPORT

3110423GA

02 PROFIL

L (m)	Alu *Alu* Référence *Reference*	Acier *Steel* Référence *Reference*
3,0	3120280AN	
3,2	3120281AN	3120276
5,0	3120282 3120282AN	3120277
7,0	3120284AN	3120278

03 FIXATION

Profils alu *Alu profiles*	Profils acier *Steel profiles*
3110403	3110177K
1636733VI	

04 EMBOUTS

3120290KD

TYPE PCP R73-01 N°01 12185

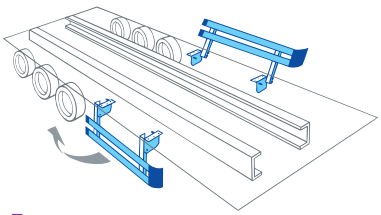

Protections latérales à supports articulés verrouillables automatiquement, sous plancher.
Lateral protections with articulated supports automatically lockable, under floor.

01 SUPPORT

3110178

02 PROFIL

L (m)	Alu *Alu* Référence *Reference*	Acier *Steel* Référence *Reference*
3,0	3120280AN	
3,2	3120281AN	3120276
5,0	3120282 3120282AN	3120277
7,0	3120284AN	3120278

03 FIXATION

Profils alu *Alu profiles*	Profils acier *Steel profiles*
3110403	3110177K
1636733VI	

04 EMBOUTS

3120290KD

Protections latérales pour R & SR / *Side guards for R & SR*

TYPE PCP R73-01 N°01 12185

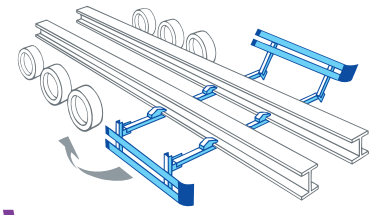

Protections latérales à supports articulés, sous châssis.
Lateral protections with articulated supports, under chassis.

01 SUPPORT

3110404KS

02 PROFIL

L (m)	Alu *Alu* Référence *Reference*	Acier *Steel* Référence *Reference*
3,0	3120280AN	
3,2	3120281AN	3120276
5,0	3120282 3120282AN	3120277
7,0	3120284AN	3120278

03 FIXATION

Profils alu *Alu profiles*	Profils acier *Steel profiles*
3110403	3110177K
1636733VI	

04 EMBOUTS

3120290KD

TYPE PCP R73-01 N°01 12185

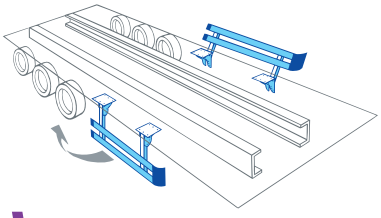

Protections latérales à supports articulés, sous plancher. Spécial frigo.
Side protections with articulated supports, under floor. Special fridge.

01 SUPPORT

3110180GA

02 PROFIL

L (m)	Alu *Alu* Référence *Reference*
3,0	3120280AN
3,2	3120281AN
5,0	3120282 3120282AN
7,0	3120284AN

03 FIXATION

Profils alu *Alu profiles*	Profils acier *Steel profiles*
3110403	3110177K
1636733VI	

04 EMBOUTS

3120290KD

Protections latérales pour R & SR / *Side guards for R & SR*

TYPE PCB R73-01 N°01 12139

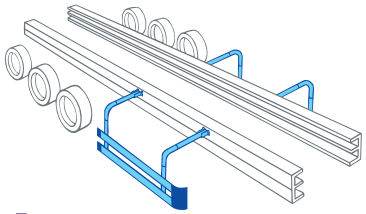

Protections latérales à supports fixes, sur faux châssis. Spécial bennes et citernes.
Lateral protections with fixed supports, on false chassis. Special skips and tanks.

01 SUPPORT

3109056KSB
3109056KSG

02 PROFIL

L (m)	Alu *Alu* Référence *Reference*	Acier *Steel* Référence *Reference*
3,0	3120280AN	
3,2	3120281AN	3120276
5,0	3120282 3120282AN	3120277
7,0	3120284AN	3120278

03 FIXATION

Profils alu *Alu profiles*	Profils acier *Steel profiles*
3110403	3110177K
1636733VI	

04 EMBOUTS

3120290KD

TYPE PCB R73-01 N°01 12139

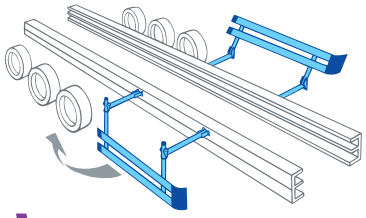

Protections latérales à supports articulés, sur faux châssis. Spécial bennes et citernes.
Lateral protections with articulated supports, on false chassis. Special skips and tanks.

01 SUPPORT

3109060KSB
3109060KSG

02 PROFIL

L (m)	Alu *Alu* Référence *Reference*	Acier *Steel* Référence *Reference*
3,0	3120280AN	
3,2	3120281AN	3120276
5,0	3120282 3120282AN	3120277
7,0	3120284AN	3120278

03 FIXATION

Profils alu *Alu profiles*	Profils acier *Steel profiles*
3110403	3110177K
1636733VI	

04 EMBOUTS

3120290KD

Prescriptions techniques / *Fitting regulation*

PRESCRIPTIONS TECHNIQUES D'IMPLANTATION RELATIVES À LA PROTECTION LATÉRALE, suivant réglement R73-01. Les véhicules des catégories N2, N3, O3 et O4 doivent être construits et équipés, de manière à offrir auprès des usagers de la route (piétons, cyclistes...), une protection efficace contre le risque de tomber sous une partie latérale du véhicule et de passer sous les roues.

TECHNICAL FITTINGS INSTRUCTIONS RELATED TO LATERAL PROTECTION, according to R73-01 reglement. The vehicles belonging to N2, N3, O3 and O4 classes must be built and equipped, in order to offer the road users (pedestrians, cyclists,...) an efficient protection against the risk of falling under a lateral part of the vehicle and slipping under the wheels.

TYPE PCP R73-01 N°01 12185

Cotes dimensionnelles à respecter pour le montage
Accuracy to size for assembly

Véhicules motorisés Classes N2 et N3
Motorized vehicles N2 and N3 Classes

ECE R73-01

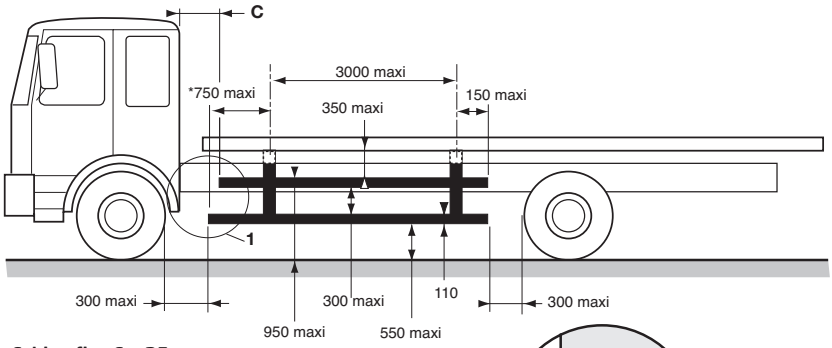

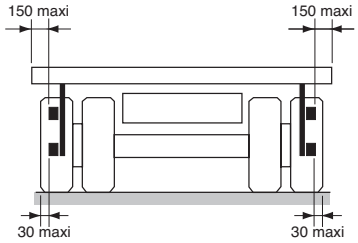

Cabine fixe C < 25
Fixed cabin C < 25

Cabine suspendue ou basculante C = 100
Hanging or tipping cabin C = 100

*** 450 maxi avec des supports 3120215,**
600 maxi avec des supports 3120205-207-210
** 450 max with supports 3120215,*
600 max with supports 3120205-207-210

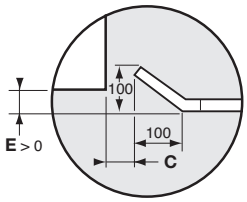

Détail 1 - Vue de dessus
Detail 1 - Top view

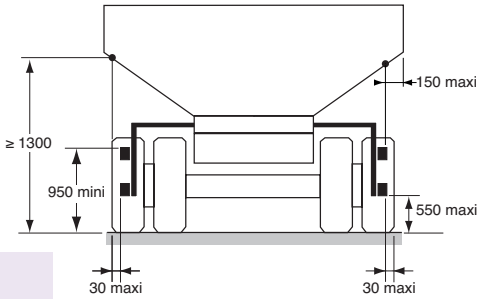

Remorques Classes 03 et 04
Trailers 03 and 04 Classes

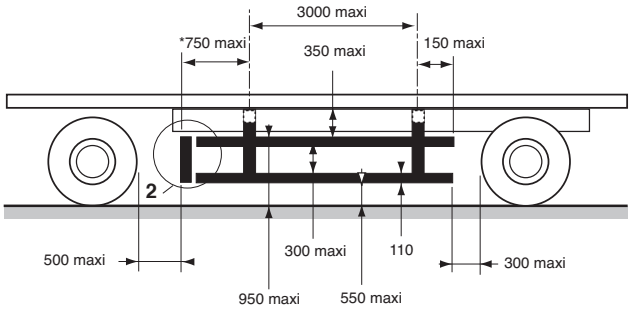

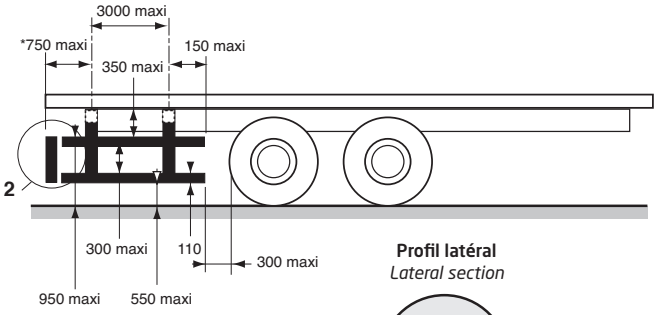

Profil latéral
Lateral section

*** 450 maxi avec des supports 3120215,**
600 maxi avec des supports 3120205-207-210
** 450 max with supports 3120215,*
600 max with supports 3120205-207-210

Semi-remorques Classes 03 et 04
Semitrailer 03 and 04 Classes

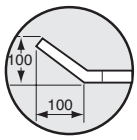

Détail 2 - Vue de dessus
Detail 2 - Top view

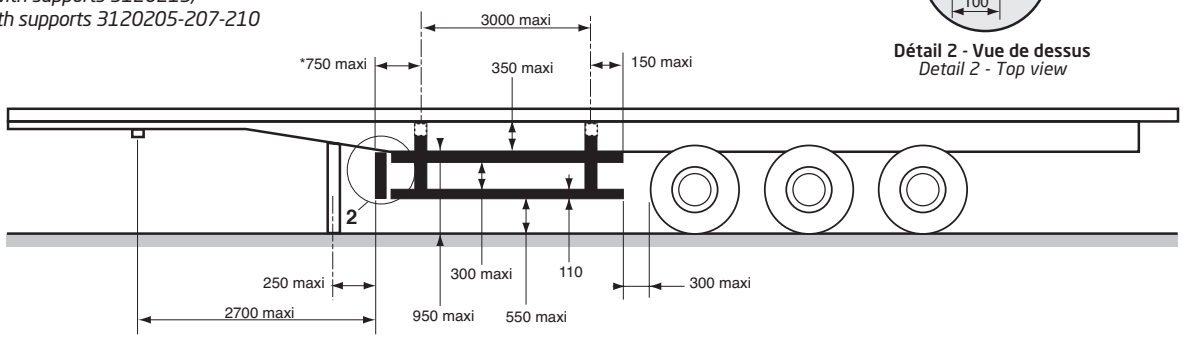

Conformément au réglement R73-01, nos protections latérales supportent une force statique horizontale de 100 daN.
According to reglement R73-01, our lateral protections stand and a horizontal static force of 100 daN.

Acier / *Steel*

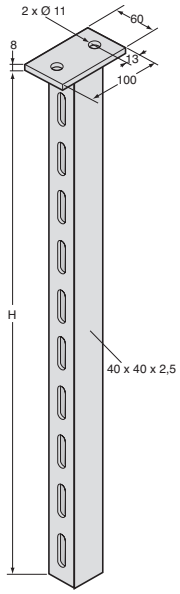

Support fixe PCP.
PCP fixed support.

Référence *Reference*	Kg	H (mm)	Finition *Finish*
3110175GA	2,7	720	Galvanizé *Galvanized steel*
3110470	1,8	420	Cataphorèse *KTL*

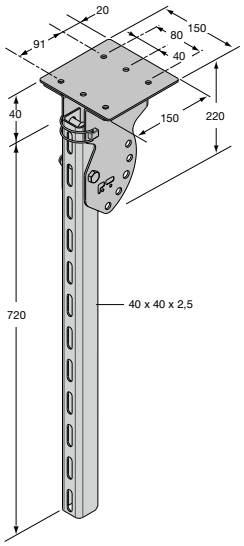

Support complet articulé, acier galvanisé.
Complete tilted support, galvanized steel.

Référence *Reference*	Kg
3110180GA	3,7

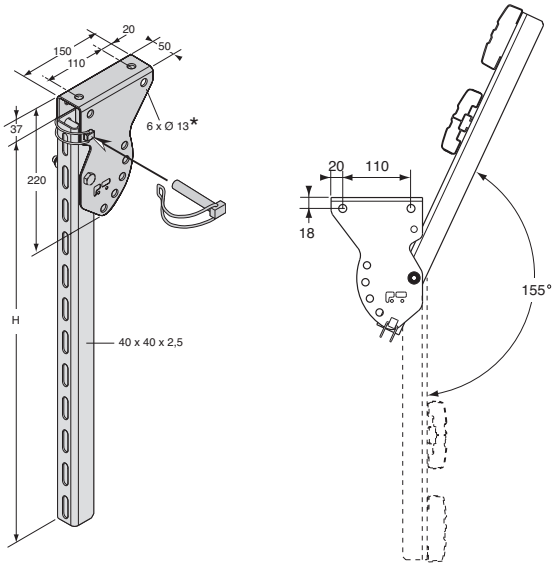

Support complet articulé, acier galvanisé.
Complete tilted support, galvanized steel.

Référence *Reference*	Kg	h (mm)
3110423GA	2,6	720
3110471	2,13	435

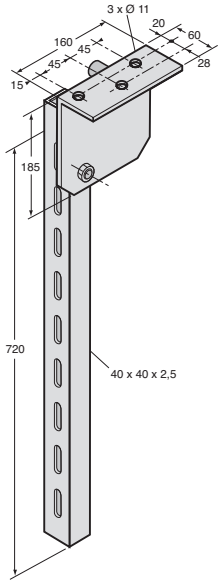

Support complet articulé, acier cataphorèse.
Complete tilted support, cataphorese steel.

Référence *Reference*	Kg
3110178	4,75

Acier / *Steel*



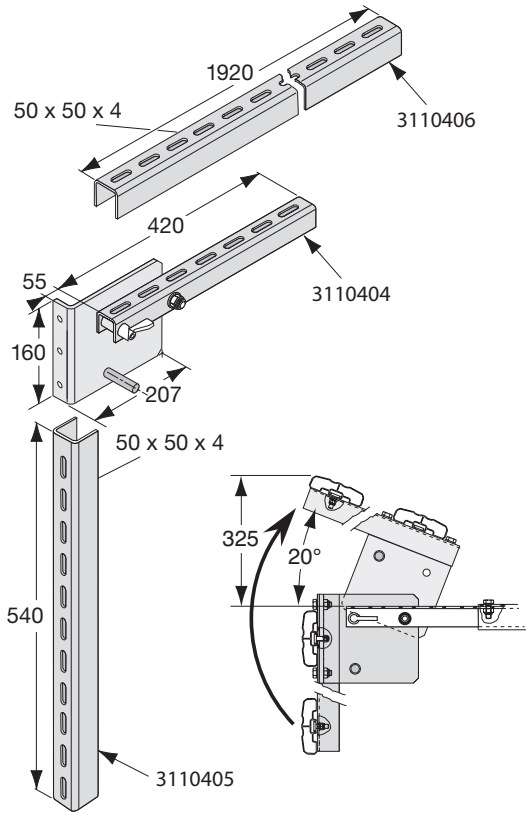

Kit supports articulés PCP pour semi-remorque, fixation sous châssis.
Articulated bracket kit, PCP, for semi trailer, sub-chassis mounting.

Référence *Reference*	Kg	Composition *Composition*
3110404KS	20,2	3110404 x 2 3110405 x 2 3110406 x 1

Kit visserie pour supports articulés PCP pour semi-remorque, fixation sous châssis.
Screw kit for articulated bracket, PCP, for semi trailer, sub-chassis mounting.

Référence *Reference*	Kg	Pour *For*
3110404KV	0,19	3110404KS

Fixes et relevables pour bennes / *Fixed and tilted tipper*

PRESCRIPTIONS TECHNIQUES D'IMPLANTATION RELATIVES À LA PROTECTION LATÉRALE, suivant réglement R73-01.
Pour les véhicules des catégories N2, N3, O3 et O4.

TECHNICAL FITTINGS INSTRUCTIONS RELATED TO LATERAL PROTECTION, according to reglement R73-01.
For vehicles belonging to N2, N3, O3 and O4.

TYPE PCB R73-01 N°01 12139

Cotes dimensionnelles à respecter pour un montage avec supports 3109056BR / GA
Accuracy to size for assembly with brackets 3109056BR / GA

Véhicules motorisés Classes N2 et N3
Motorized vehicles N2 and N3 Classes

ECE R73-01

A	B
3000	180
2500	250

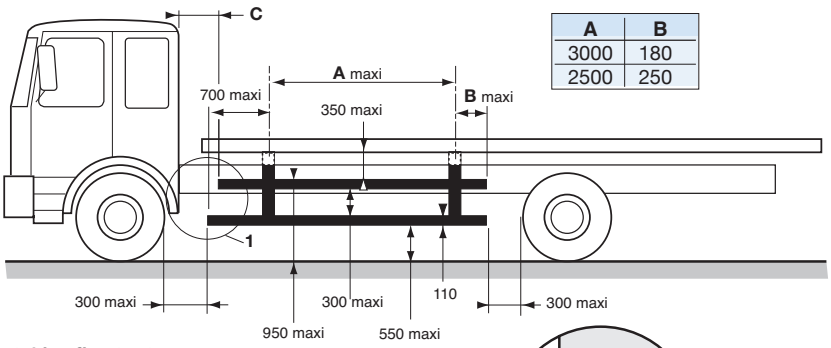

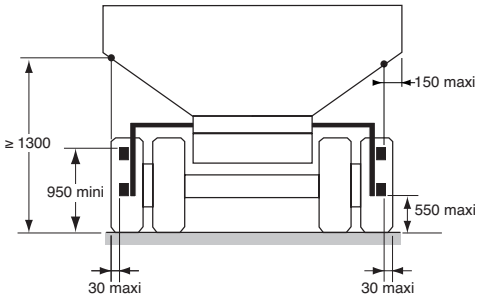

Cabine fixe C < 25
Fixed cabin C < 25

Cabine suspendue ou basculante C = 100
Hanging or tipping cabin C = 100

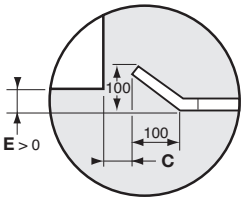

Détail 1 - Vue de dessus
Detail 1 - Top view

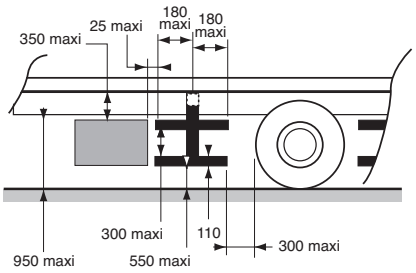

Remorques Classes 03 et 04
Trailers 03 and 04 Classes

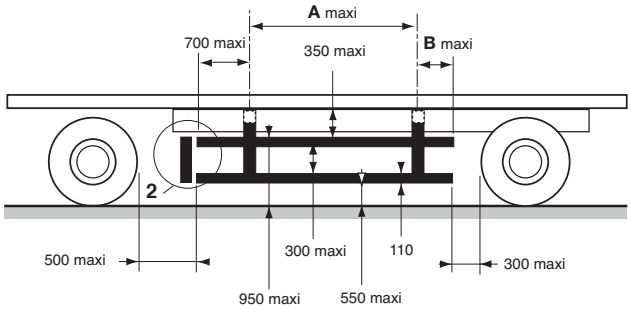

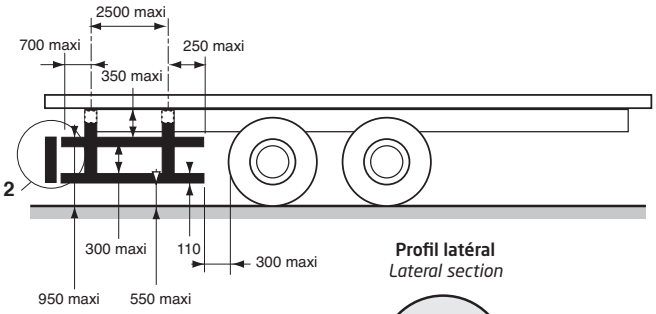

Profil latéral
Lateral section

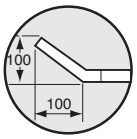

Détail 2 - Vue de dessus
Detail 2 - Top view

Semi-remorques Classes 03 et 04
Semitrailer 03 and 04 Classes

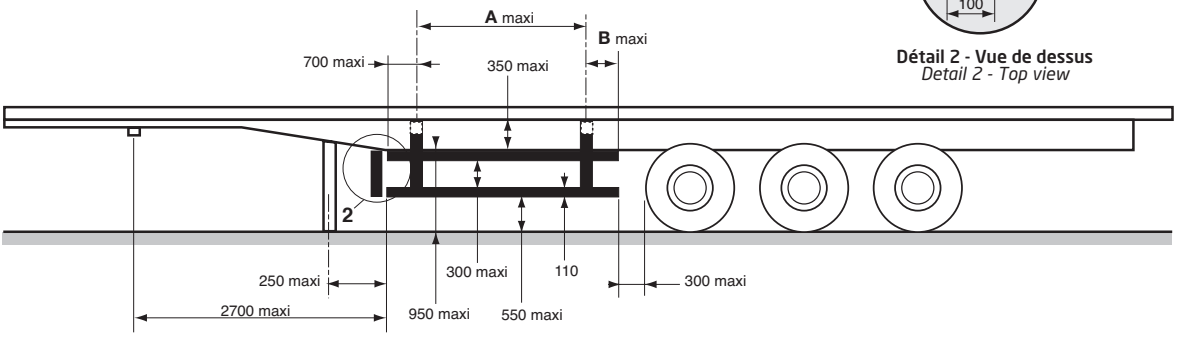

Conformément au réglement R73-01, nos protections latérales supportent une force statique horizontale de 100 daN.
According to reglement R73-01, our lateral protections stand and a horizontal static force of 100 daN.

Acier / *Steel*

Kit support fixe PCB, fixation sur faux châssis, acier brut.
Fixed bracket kit, PCB, fixing on dummy underframe, raw steel.

Référence *Reference*	Kg	Composition *Composition*
3109056KSB	8,012	3109056BR x 1 3109051BR x 1 3109054 x 2

Kit support fixe PCB, fixation sur faux châssis, acier galvanisé.
Fixed bracket kit, PCB, fixing on dummy underframe, galvanized steel.

Référence *Reference*	Kg	Composition *Composition*
3109056KSG	8,012	3109056GA x 1 3109051 x 1 3109054 x 2

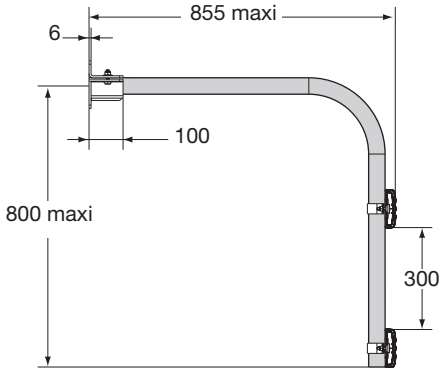

Tube cintré, sans bride de fixation 3109056BR/GA.
Galvanized steel bent tube, without fixing clamp 3109056BR/GA.

Référence *Reference*	Kg	Ø	Finition *Finish*
3109051	6,875	48,3	Galvanizé *Galvanized steel*
3109051BR	6,875	48,3	Brut (e) *Raw*

Acier / *Steel*

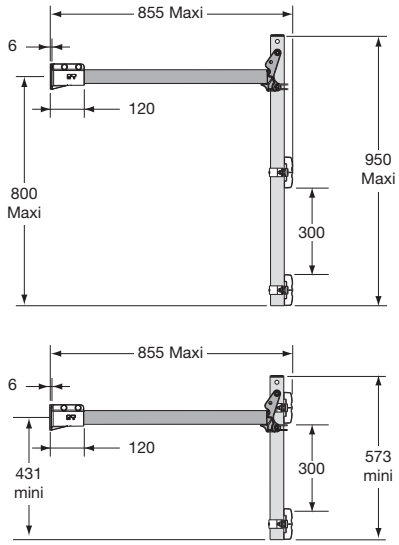

Kit support articulé PCB à souder, fixation sur faux châssis, tubes galvanisés et platine acier brut.
Articulated bracket kit, PCB, for welded, fixing on dummy underframe, galvanized steel tube, raw steel plate.

Référence *Reference*	Kg	Composition *Composition*
3109060KSB	9,637	3109056BR x 1 3109060GA x 1 3109054 x 2

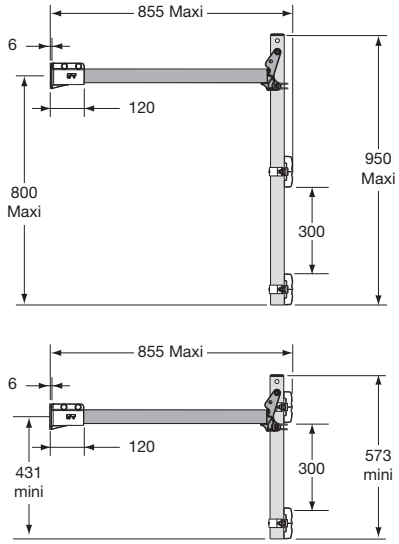

Kit support articulé PCB à visser, fixation sur faux châssis, acier galvanisé.
Articulated bracket kit, PCB for screwed, fixing on dummy underframe, galvanized steel.

Référence *Reference*	Kg	Composition *Composition*
3109060KSG	9,637	3109056GA x 1 3109060GA x 1 3109054 x 2

Acier / *Steel*

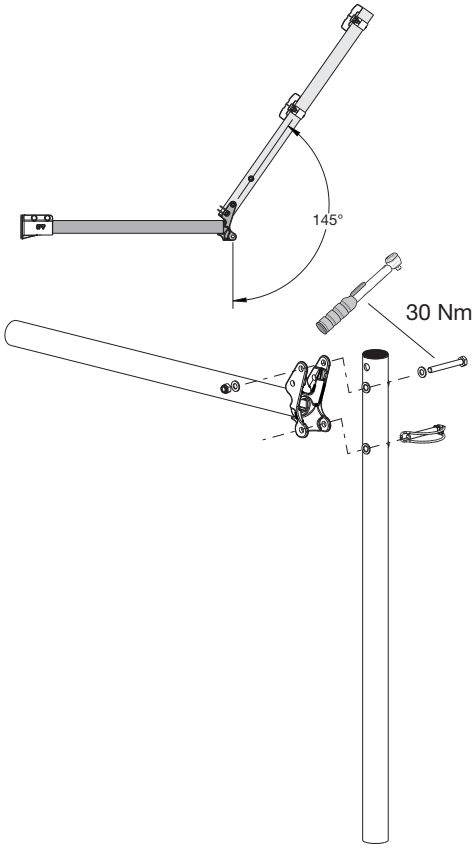

Kit support relevable, tubes Ø 48,3, acier galvanisé, avec kit de fixation (non assemblé), sans bride 3109056BR/GA. Couple de serrage 30 Nm.
Galvanized steel tilted kit support, tubes Ø 48,3, with mounting kit (not assembled), without fixing clamp 3109056BR/GA. Tightening torque 30 Nm.

Référence *Reference*	Kg
3109060GA	8,5

Accessoires de fixations / *Fixing accessories*

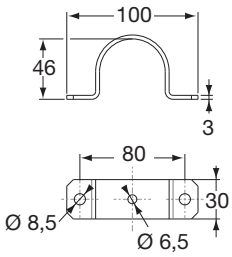

Collier de bridage acier galvanisé (sans visserie).
Galvanized steel fixing collar (without bolts).

Référence *Reference*	Kg	
3109054	0,011	10

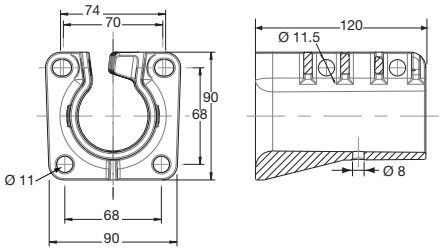

Bride fixe.
Fixing bracket.

Référence *Reference*	Kg	Finition *Finish*
3109056BR	1,115	Brut (e) *Raw*
3109056GA	1,115	Galvanisé (e) *Galvanized*

Profils acier / *Steel profiles*



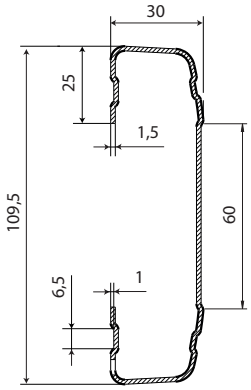

VISUAL

Profil de protection latérale ECE 104, acier galvanisé.
Section of lateral protection, galvanized steel.

Référence *Reference*	Longueur *Length*
3120278	7 m
3120277	5 m
3120276	3,2 m

Profils aluminium / *Aluminium profiles*



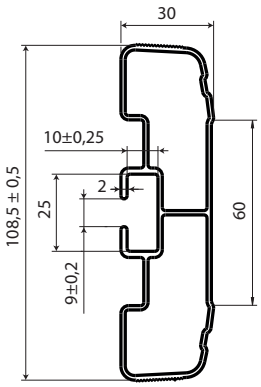

VISUAL

Profil de protection latérale ECE 104, aluminium.
Section of lateral protection, aluminium.

Référence *Reference*	Longueur *Length*	Finition *Finish*
3120282	5 m	Brut (e) *Raw*
3120282AN	5 m	Anodisé (e) *Anodized*
3120281AN	3,2 m	Anodisé (e) *Anodized*
3120280AN	3 m	Anodisé (e) *Anodized*
3120284AN	7 m	Anodisé (e) *Anodized*

Accessoires de fixations / *Fixing accessories*

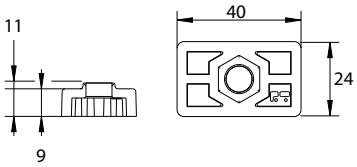

Plaquette de fixation, plastique noir. Pour vis M8.
Fixing plate, black plastic. For M8 screw.

Référence *Reference*	Kg	Pour *For*	
3110403	0,01	3120282 3120282AN 3120281AN 3120280AN 3120284AN	10

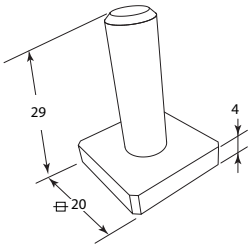

Vis tête carrée M8 x 25 classe 8.8 acier zingué.
Zinc plated steel grade 8.8 M8 screw.

Référence *Reference*	Kg	Ø	Longueur *Length*	
1636733VI	0,02	8	25	10

Kit de fixation pour profils acier.
Mounting kit for steel profiles.

Référence *Reference*	Kg	Composition *Composition*
3110177K	0,19	3110177 x 1 5501108FH x 1

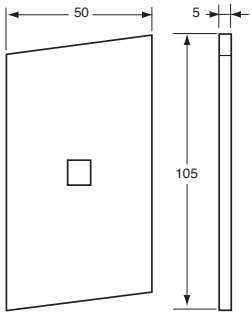

Plaque de fixation acier zingué.
Fixing plate for zinc plated steel.

Référence *Reference*	Kg	Pour *For*	
3110177	0,17	3110169 3110170 3110171	10

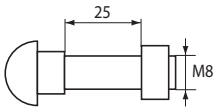

Boulon TRCC M8 x 25, collet carré, acier zingué, pour 3110177.
M8 x 25 bolt, zinc plated steel for 3110177.

Référence *Reference*	Kg	
5501108FH	0,02	100

Embouts et profils d'angle / *End cap and corner profiles*

Kit simple embouts droits pour profils VISUAL ECE 104.
Single tips kit for VISUAL ECE 104 profile.

Référence *Reference*	Kg	Composition *Composition*
3120286KS	0,120	3120286 x 4

Kit simple avec embouts avant pour profils VISUAL ECE 104.
Single kit with front end cap for VISUAL ECE 104 profile.

Référence *Reference*	Kg	Composition *Composition*
3120288KS	0,240	3110399 x 2 3120286 x 2

Kit double embouts droits pour profils VISUAL ECE 104.
Double end cap kit, right side for VISUAL ECE 104 profile.

Référence *Reference*	Kg	Composition *Composition*
3120286KD	0,20	3120286 x 8

Kit double embouts avant pour profils VISUAL ECE 104.
Double end cap kit, front side for VISUAL ECE 104 profile.

Référence *Reference*	Kg	Composition *Composition*
3120288KD	0,42	3110399 x 4 3120286 x 4

Embouts et profils d'angle / *End cap and corner profiles*

Kit d'embouts semi-remorques pour profils VISUAL ECE 104.
End cap kit semi-trailer for VISUAL ECE 104 profile.

Référence *Reference*	Kg	Composition *Composition*
3120290KD	1,51	3110476K x 2 3120286 x 4

Embout arrière pour profil ECE 104, plastique noir.
Rear end cap for ECE 104 profile, black plastic.

Référence *Reference*	Kg	Pour *For*
3120286	0,030	3120276 3120277 3120278 3120282 3120280AN 3120281AN 3120282AN 3120284AN

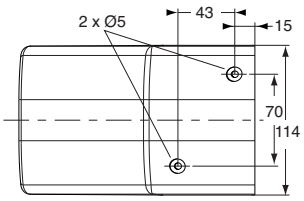

Embout avant, polyéthylène noir.
Front end cap, black polyethylene.

Référence *Reference*	Kg	
3110399	0,07	10

Embout avant, profil POMMIER pour semi-remorques.
Front end cap, POMMIER profile for semi-trailer.

Référence *Reference*	Kg	Composition *Composition*
3110476K	0,68	3110474 x1 3110475 x1 3110476 x1

Embouts et profils d'angle / *End cap and corner profiles*

Embout haut droit ou bas gauche pour profil acier et aluminium, POMMIER.
Upper righthand or down lefthand cap for POMMIER steel and aluminium profile.

Référence *Reference*	Kg	
3110474	0,06	10

Embout côté bas droit ou haut gauche pour profil acier et aluminium, POMMIER.
Upper lefthand or down righthand cap for POMMIER steel and aluminium profile.

Référence *Reference*	Kg	
3110475	0,06	10

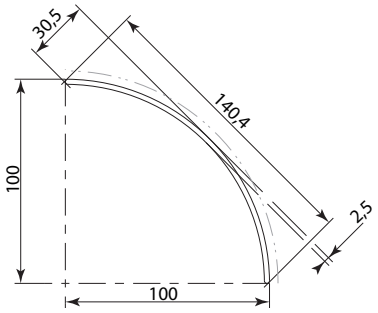

Profil angle alu anodisé pour 3110474 et 3110475.
Anodised alu angle profile, for 3110474 and 3110475.

Référence *Reference*	Kg	Longueur *Length*
3110476	0,565	0,513

Horizontaux / *Horizontal*

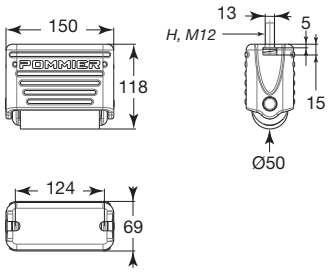

S.ROLL C1

Butoir acier galvanisé à absorption d'énergie par ressorts, axe zingué. Horizontal compact 1 rouleau.
1 roll Compact horizontal model, galvanised steel buffer, energy absorbing spring, zinc plated pin.

Référence *Reference*	Kg
3950801	4,5

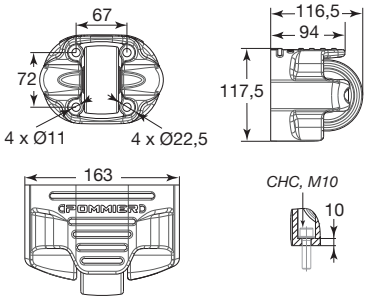

S.ROLL H1E

Butoir acier galvanisé à absorption d'énergie par ressorts, axe zingué. Horizontal 1 rouleau étroit.
1 slim roll horizontal model, galvanised steel buffer, energy absorbing spring, zinc plated pin.

Référence *Reference*	Kg
3950802	5,6

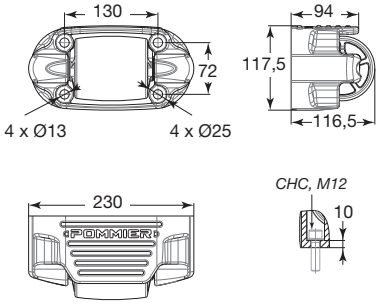

S.ROLL H1

Butoir acier galvanisé à absorption d'énergie par ressorts, axe zingué. Horizontal 1 rouleau.
1 roll horizontal model, galvanised steel buffer, energy absorbing spring, zinc plated pin.

Référence *Reference*	Kg
3950806	7

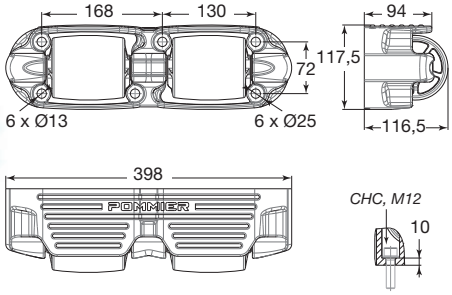

S.ROLL H2

Butoir acier galvanisé à absorption d'énergie par ressorts, axe zingué. Horizontal 2 rouleaux.
2 roller horizontal model, galvanised steel buffer, energy absorbing spring, zinc plated pin.

Référence *Reference*	Kg
3950811	12,5

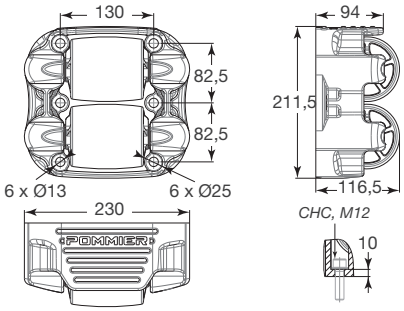

S.ROLL S2

Butoir acier galvanisé à absorption d'énergie par ressorts, axe zingué. Horizontal 2 rouleaux superposés.
2 roller superimposed horizontal model, galvanised steel buffer, energy absorbing spring, zinc plated pin.

Référence *Reference*	Kg
3950812	13

Verticaux / *Vertical*

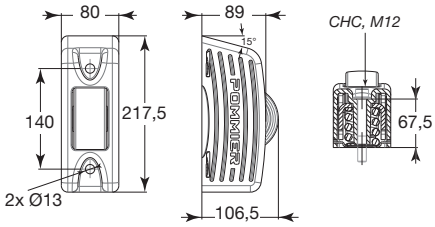

S.ROLL V1

Butoir acier galvanisé à absorption d'énergie par ressorts, axe zingué. Vertical 1 rouleau.
1 roller vertical model, galvanised steel buffer, energy absorbing spring, zinc plated pin.

Référence *Reference*	Kg
3950816	5,5

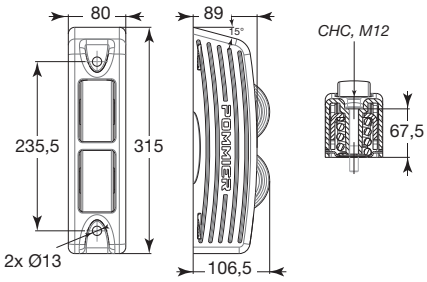

S.ROLL V2

Butoir acier galvanisé à absorption d'énergie par ressorts, axe zingué. Vertical 2 rouleaux.
2 roller vertical model, galvanised steel buffer, energy absorbing spring, zinc plated pin.

Référence *Reference*	Kg
3950821	8,5

Horizontaux / *Horizontal*

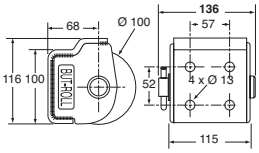

BUT.ROLL H1-80

Butoir horizontal à 1 rouleau cylindrique de 80 mm avec support acier galvanisé.
Single buffer with 1 cylindrical roller 80 mm with galvanized steel bracket.

Référence *Reference*	Kg
3950249GA	4,4

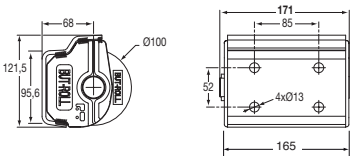

BUT.ROLL H1-130

Butoir horizontal à 1 rouleau cylindrique de 130 mm avec support en acier galvanisé.
Single buffer with 1 cylindrical roller 130 mm galvanized steel bracket.

Référence *Reference*	Kg
3950255GA	4,925

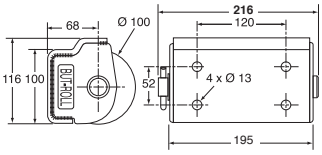

BUT.ROLL H2-80

Butoir horizontal à 2 rouleaux cylindriques de 80 mm avec support en acier galvanisé.
Horizontal buffer with 2 cylindrical rollers 80 mm with galvanized steel bracket.

Référence *Reference*	Kg
3950250GA	6

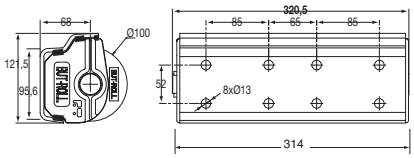

BUT.ROLL H2-130

Butoir horizontal à 2 rouleaux cylindriques de 130 mm avec support en acier galvanisé.
Horizontal buffer with 2 cylindrical rollers 130 mm with galvanized steel bracket.

Référence *Reference*	Kg
3950256GA	9,045

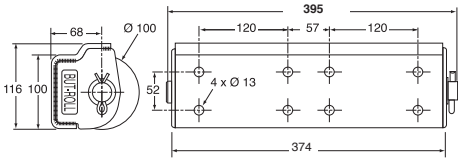

BUT.ROLL H4-80

Butoir horizontal à 4 rouleaux cylindriques de 80 mm avec support en acier galvanisé.
Horizontal buffer with 4 cylindrical rollers 80 mm with galvanized steel bracket.

Référence *Reference*	Kg
3950251GA	10,9

Verticaux / *Vertical*

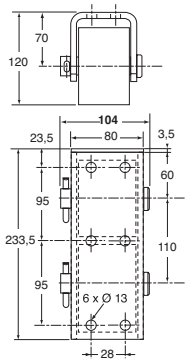

BUT.ROLL V2-65

Butoir vertical ETROIT à 2 rouleaux cylindriques de 65 mm avec support acier galvanisé.
SLIM vertical buffer with 2 cylindrical 65 mm rollers with galvanized steel bracket.

Référence *Reference*	Kg
3950258GA	5,285

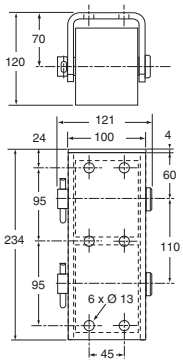

BUT.ROLL V2-80

Butoir vertical à 2 rouleaux cylindriques de 80 mm avec support en acier galvanisé.
Vertical buffer with 2 cylindrical rollers 80 mm and galvanized steel bracket.

Référence *Reference*	Kg
3950253GA	6,9

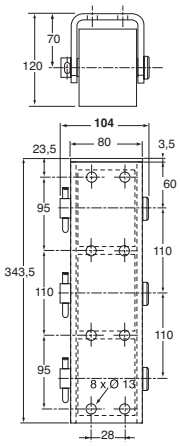

BUT.ROLL V3-65

Butoir vertical ETROIT à 3 rouleaux cylindriques de 65 mm avec support acier galvanisé.
SLIM vertical buffer with 3 cylindrical rollers 65 mm and galvanised steel bracket.

Référence *Reference*	Kg
3950259GA	7,76

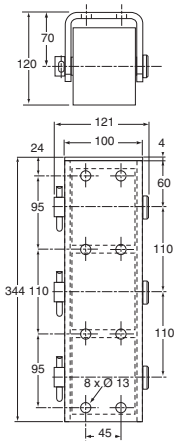

BUT.ROLL V3-80

Butoir vertical à 3 rouleaux cylindriques de 80 mm avec support en acier galvanisé.
Vertical buffer with 3 cylindrical rollers 80 mm and galvanised steel bracket.

Référence *Reference*	Kg
3950252GA	8,6

Verticaux / *Vertical*

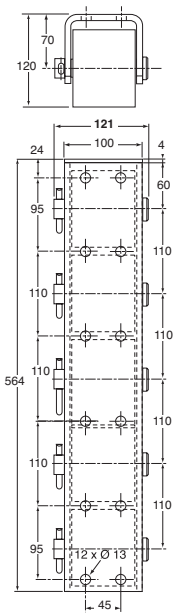

BUT.ROLL V5-80

Butoir vertical à 5 rouleaux cylindriques de 80 mm avec support en acier brut.
Vertical buffer with 5 cylindrical rollers 80 mm and self colour steel bracket.

Référence *Reference*	Kg
3950257	15,96



Rouleau cylindrique seul.
Cylindrical roller.

Référence *Reference*	Kg	L (mm)	Pour *For*
3950250BU	0,975	80	3950249GA 3950250GA 3950251GA 3950252GA 3950253GA
3950254BU	0,79	65	3950258GA 3950259GA
3950255BU	1,505	130	3950255GA 3950256GA

Acier / *Steel*

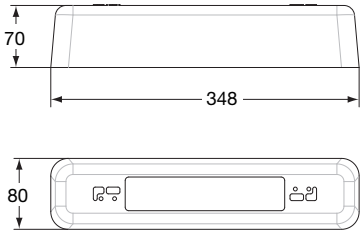

Butoir acier brut.
Self coulour steel buffer.

Référence *Reference*	Kg
3950317	4,5

Caoutchouc / *Rubber*

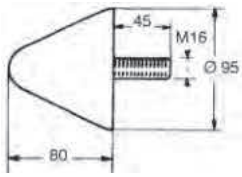

Butoir conique caoutchouc monté sur insert métallique.
Rubber buffer with threaded stud.

Référence *Reference*	Kg
3950294	0,67

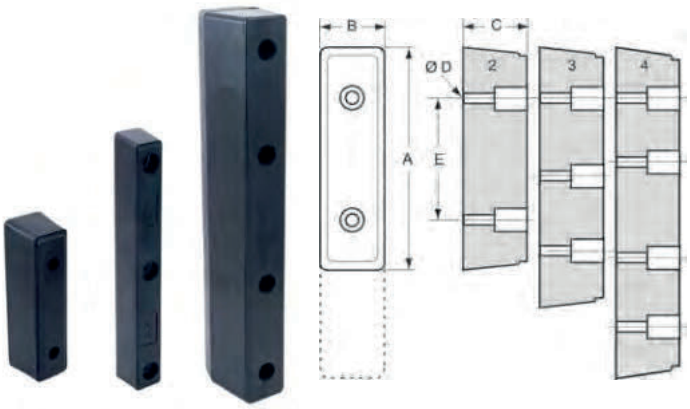

Butoir caoutchouc.
Rubber buffers.

Référence *Reference*	Kg	A	B	C	E	Ø D	
3950270 S	6,5	600	100	125	150 200	4x13	
3950302	1,4	400	50	60	165	3x13	
3950303	3,5	360	100	105	205	2x13	4
3950306	0,65	120	75	85	65	2x13	
3950307	1,15	195	80	80	85	2x13	
3950308	0,53	210	50	55	125	2x9	
3950309	1,75	250	80	90	120	2x13	

Caoutchouc / *Rubber*

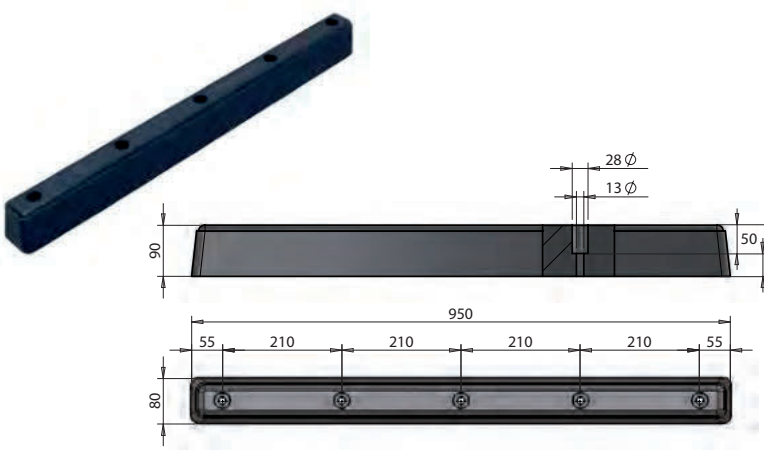

Butoir caoutchouc noir 950 x 80 x 90.
Black rubber buffer 950 x 80 x 90.

Référence *Reference*	Kg
400510419	8,03

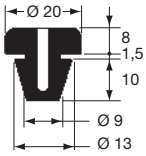

Butée.
Buffers.

Référence *Reference*
5132690

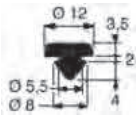

Butée.
Buffers.

Référence *Reference*
5103318

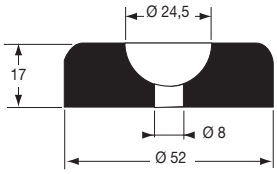

Butée.
Buffers.

Référence *Reference*
5103337SC

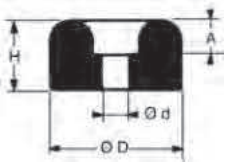

Butée Cheston.
Cheston buffer.

Référence *Reference*	A (mm)	Ø D (mm)	Ø d (mm)	H (mm)	
5103345	5	24	5	11	
5103346	7	28	6	14	100
5103347	7	28	6	16	100
5103348	9	33	8	18	50

Caoutchouc / *Rubber*

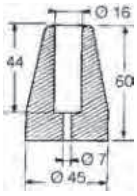

Butée caoutchouc.
Rubber buffer.

Référence *Reference*	Kg	
5103349	0,08	10

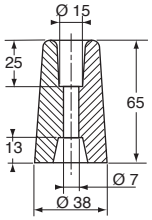

Butée caoutchouc.
Rubber buffers.

Référence *Reference*	Kg	
5103355	0,066	10

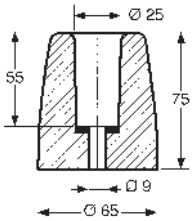

Butée caoutchouc.
Rubber buffers.

Référence *Reference*	Kg	
5132691	0,26	10

Delta / *Delta*



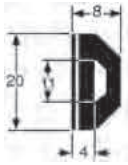

Protection E.P.D.M. souple noir adhésivé.
Black flexible E.P.D.M. protection, self adhesive.

Référence *Reference*	Kg	Longueur *Length*
1636743	7	5,0 m



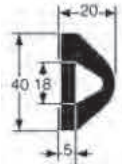

Protection E.P.D.M. souple noir adhésivé.
Black flexible E.P.D.M. protection, self adhesive.

Référence *Reference*	Kg	Longueur *Length*
1636742	11,5	2,0 m

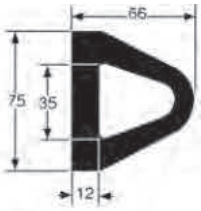

Rembarde delta.
Delta rubber fenders.

Référence *Reference*	Kg	Longueur *Length*
3950292	9	2,5 m

Arrière et latéral / *Rear and side*

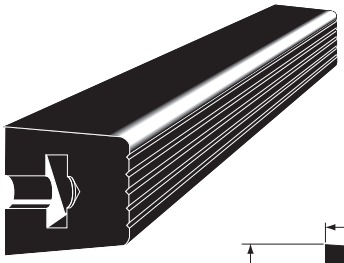

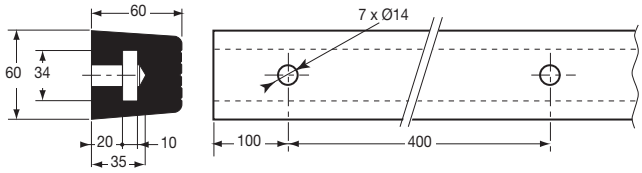

Profil E.P.D.M. noir, percé.
Black E.P.D.M. profile with fixing holes.

Référence *Reference*	Kg	Longueur *Length*
3950313RS	11,75	26 m

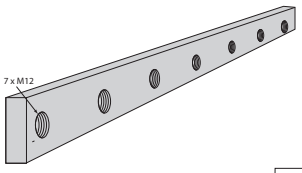

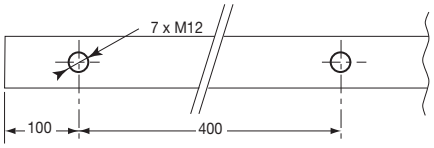

Barrette de fixation acier zingué, pour 3950313RS.
Zinc plated steel fixation bar, for 3950313RS.

Référence *Reference*	Kg	Longueur *Length*
3950313BS	4,86	25,8 m

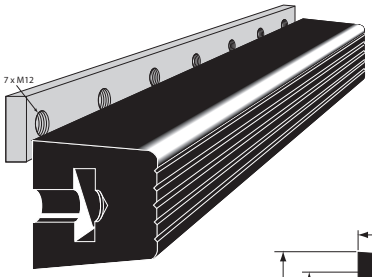

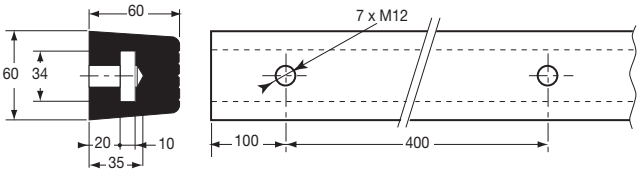

Profil E.P.D.M. avec barrette de fixation.
E.P.D.M. profile with fixation bar.

Référence *Reference*	Kg
3950313	16,61

Arrière et latéral / *Rear and side*

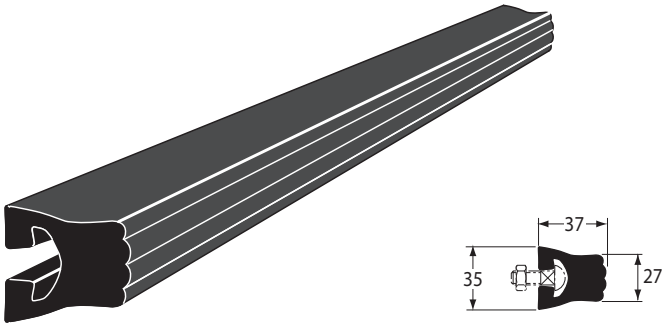

Profil polyéthylène haute densité, noir.
Black high density polyethylene profile.

Référence *Reference*	Kg	Longueur *Length*
3950269	2,25	32 m

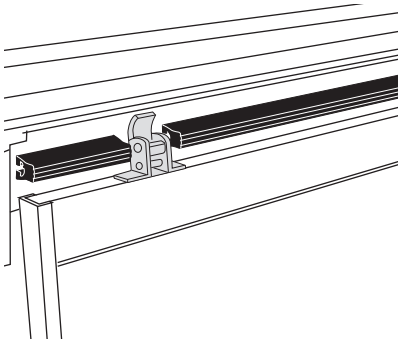

Utilisez uniquement des vis TRCC DIN 603.
Use only screws TRCC DIN 603.

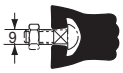

Boulon TRCC DIN 603 M8 x 25 acier zingué.
M8 x 25 bolt, zinc plated steel.

Référence *Reference*	Kg	
5501108FH	0,02	100

FIXATIONS
FIXINGS

ÉTAGÈRES ET ACCESSOIRES / *SHELVES AND ACCESSORIES*	162
FIXATION SUR CHÂSSIS / *CHASSIS FIXATION*	140
INTÉRIEUR CAISSE / *BOX INSIDE*	144
PENDERIES À VIANDE / *MEAT HANGING SYSTEM*	165
SUPPORTS PORTE OUTILS / *TOOL STOWAGE CLAMP*	161
UTILISATION EXTÉRIEURE / *OUTSIDE USING*	154

Goussets / *Body mounting brackets*

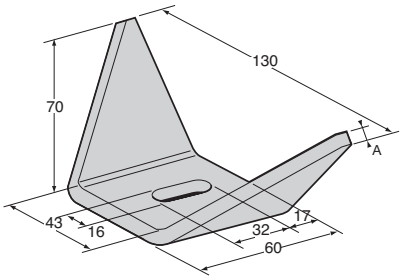

Gousset acier brut, avec trou oblong 16 x 32.
Self colour steel mounting bracket with oblong hole 16 x 32.

Référence *Reference*	Kg	A (mm)
3643819	0,37	5,5

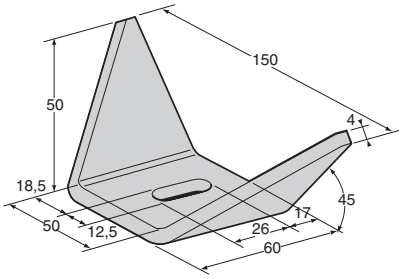

Gousset acier brut, avec trou oblong 12,5 x 26.
Self colour steel mounting bracket with oblong hole 12,5 x 26.

Référence *Reference*	Kg
3643818	0,23

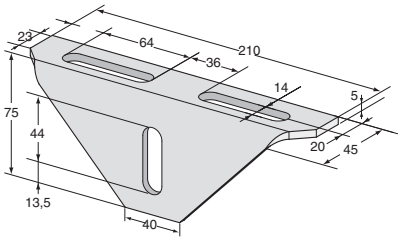

Gousset acier dacromet.
Dacromet steel mounting bracket.

Référence *Reference*	Kg
3643833	0,515

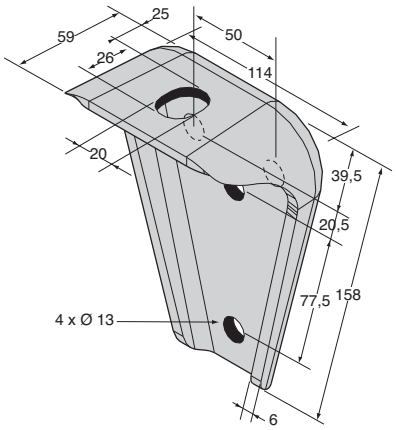

Gousset acier zingué avec trou oblong 20 x 26 et 4 trous Ø 13 mm.
Zinc plated steel mounting bracket with oblong hole 20 x 26 and 4 holes Ø 13 mm.

Référence *Reference*	Kg
3643835	1

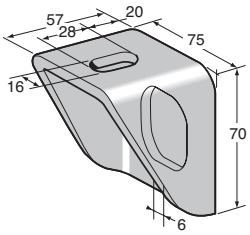

Gousset acier brut, avec trou pour soudure et trou oblong 16 x 28.
Self colour steel mounting bracket with hole for welding on chassis and oblong hole 16 x 28.

Référence *Reference*	Kg
3643814	0,37

Goussets / *Body mounting brackets*

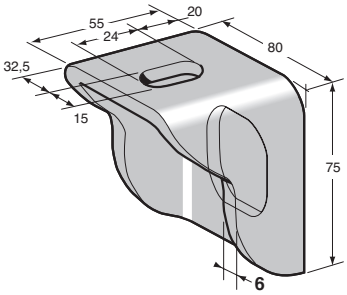

Gousset acier brut, avec trou pour soudure et trou oblong 15 x 24.
Self colour steel mounting bracket with hole for welding on chassis and oblong hole 15 x 24.

Référence *Reference*	Kg
3643813	0,42

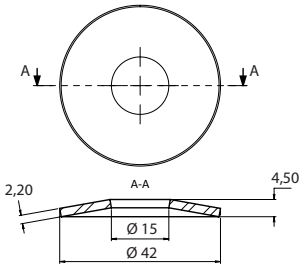

Rondelle Belleville 42 x 15 x 2, acier brut.
Belleville washer, 42 x 15 x 2, self colour steel.

Référence *Reference*	Kg
6051000JU	0,02

Brides de caisses / *Body clamps*

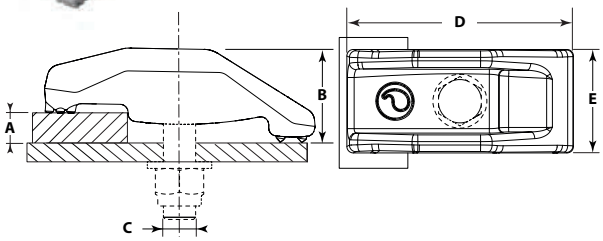

C450

Bride pour fixation de caisse. Tenue mécanique de 450 daN. Acier galvanisé.
Body clamp for box fixing. mechanical strength of 450 daN. Galvanized steel.

Référence *Reference*	Kg	A (mm)	B (mm)	C (mm)	D (mm)	E (mm)
3643846	0,516	5-10	34	M12	101	46

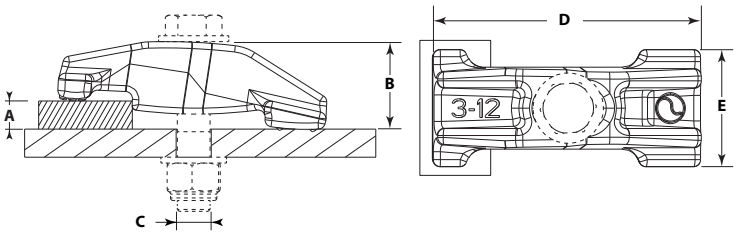

C600

Bride pour fixation de caisse. Tenue mécanique de 600 daN. Acier galvanisé.
Body clamp for box fixing. Mechanical strength of 600 daN. Galvanized steel.

Référence *Reference*	Kg	A (mm)	B (mm)	C (mm)	D (mm)	E (mm)
3643848	0,570	3-12	35	M14	115	50

Montage avec rondelle conique NF-EN-25510.
Mounting with conical washer NF-EN-25510.

Brides de caisses / *Body clamps*

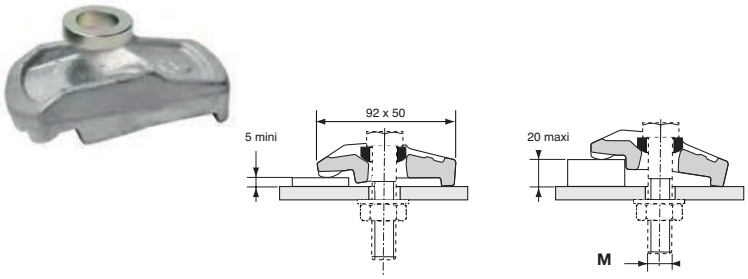

Ensemble bride pivotante de fixation pour porte-palette et châssis, acier estampé galvanisé. Avec rondelle sphérique.
Pivoting drop-forged steel body clamp, galvanized. With spherical washer.

Référence *Reference*	Kg	M (mm)
3643830	0,44	16

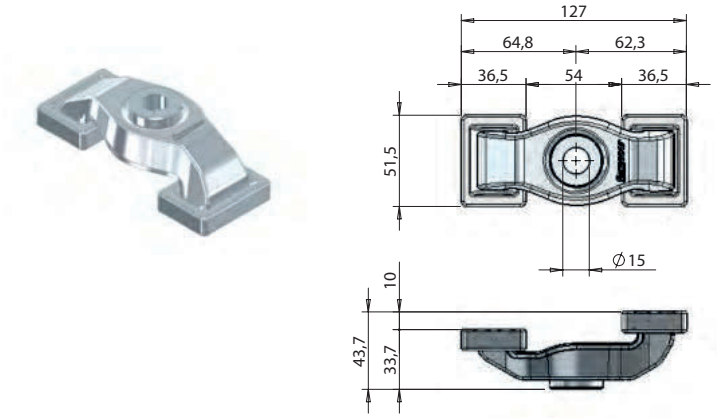

Bride pivotante de fixation pour traverse de 4 à 15 mm.
Self-levelling body clamp used to fix from 4 to 15 mm sections.

Référence *Reference*	Kg	Finition *Finish*
350510245	0,779	Acier zingué *Zinc plated*

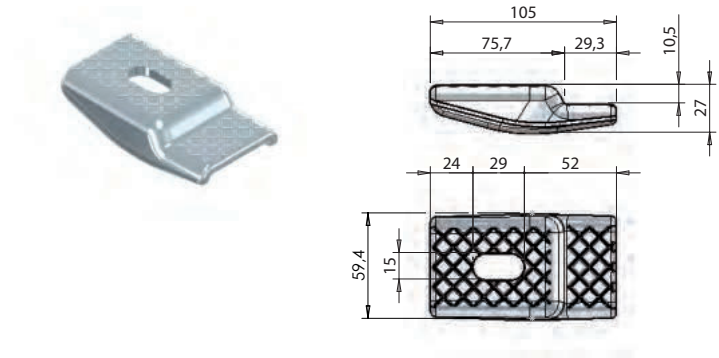

Bride pour traverse de 12 mm.
Body clamp used to fix 12 mm sections.

Référence *Reference*	Kg	Finition *Finish*
350510761	0,45	Acier zingué *Zinc plated*

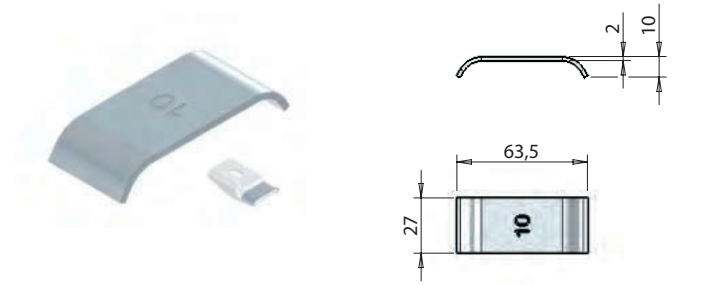

Cale de bride pour fixation de traverse de 10 mm.
Body clamp spacer used to fix 10 mm sections.

Référence *Reference*	Kg	Finition *Finish*
350507311	0,04	Acier zingué *Zinc plated*

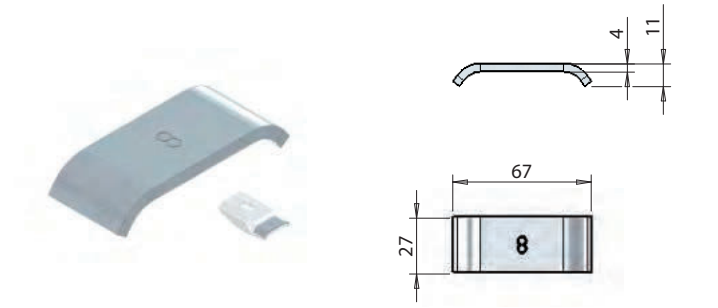

Cale de bride pour fixation de traverse de 8 mm.
Body clamp spacer used to fix 8 mm sections.

Référence *Reference*	Kg	Finition *Finish*
350507321	0,058	Acier zingué *Zinc plated*

Brides de caisses / *Body clamps*

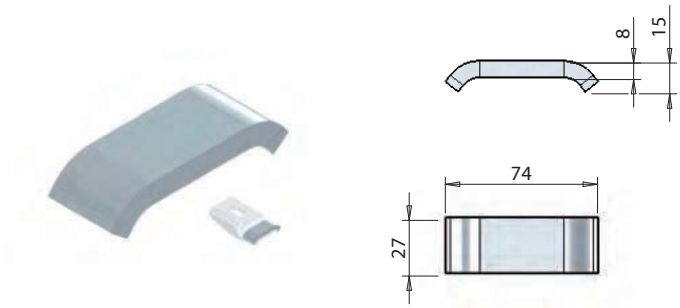

Cale de bride pour fixation de traverse de 6 mm.
Body clamp spacer used to fix 6 mm sections.

Référence *Reference*	Kg	Finition *Finish*
350507331	0,126	Acier zingué *Zinc plated*

Brides d'accessoires / *Accessory clamps*

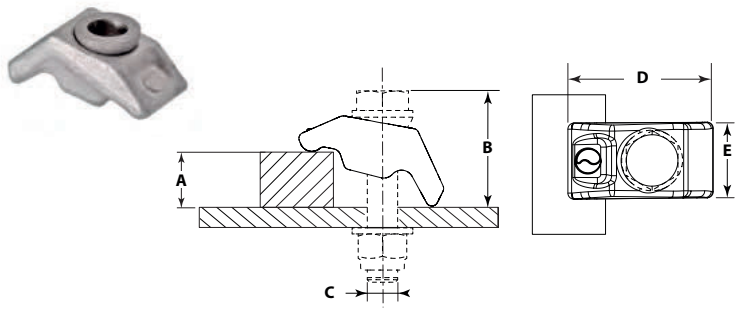

A300

Bride pour fixation d'accessoires. Tenue mécanique de 300 daN. Acier galvanisé. Avec rondelle sphérique.
Clamp for accessory fixing. Mechanical strength of 300 daN. Galvanized steel. With spherical washer.

Référence *Reference*	Kg	A (mm)	B (mm)	C (mm)	D (mm)	E (mm)
3643841	0,107	3-18	30-38	M10-M12	50	25

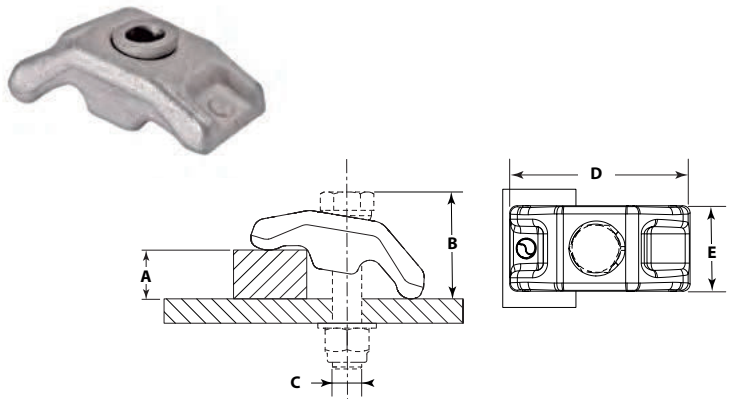

A450

Bride pour fixation d'accessoires. Tenue mécanique de 450 daN. Acier galvanisé. Avec rondelle sphérique.
Clamp for accessory fixing. Mechanical strength of 450 daN. Galvanized steel. With spherical washer.

Référence *Reference*	Kg	A (mm)	B (mm)	C (mm)	D (mm)	E (mm)
3643842	0,263	4-20	36-44	M12	73	35

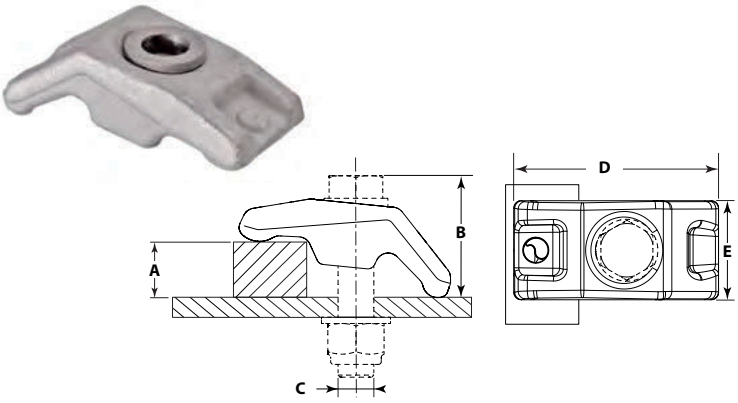

A600

Bride pour fixation d'accessoires. Tenue mécanique de 600 daN. Acier galvanisé. Avec rondelle sphérique.
Clamp for accessory fixing. Mechanical strength of 600 daN. Galvanized steel. With spherical washer.

Référence *Reference*	Kg	A (mm)	B (mm)	C (mm)	D (mm)	E (mm)
3643843	0,368	5-22	39-47	M14	85	40

Rondelle finition zinc nickel passivé 700 HBS.
Nickel zinc passivated 700 HBS washer.

Profils capitons / *Padding profiles*

BRIKS

Profil capiton double en ABS.
(* pour plus de coloris nous consulter).
Double padding profile, recycled plastic.
(for more colors please contact us).*

Référence *Reference*	Kg	Longueur *Length*	Largeur *Width*	Couleur *Colour*	Matière *Material*
3655140	0,740	1010	105	Noir* *Black**	ABS

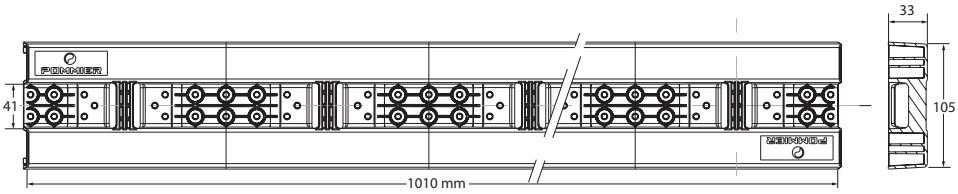

BRIKS

Embout pour profil capiton double.
End cap for double padding profile.

Référence *Reference*	Kg
3655141	0,018

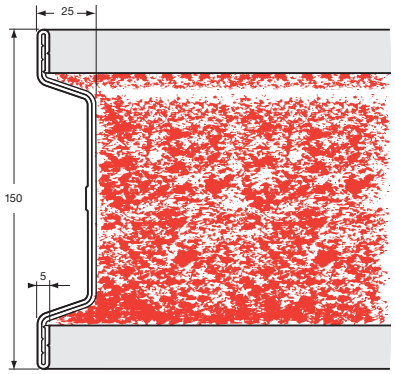

Profil capiton rouge, aluminium brut.
Red padding profile, raw aluminium.

Référence *Reference*	Kg	Longueur *Length*
3655115	5,42	4500

Profil capiton rouge, acier galvanisé.
Red padding profile, galvanized steel.

Référence *Reference*	Kg	Longueur *Length*
3655130RO	6,975	5000

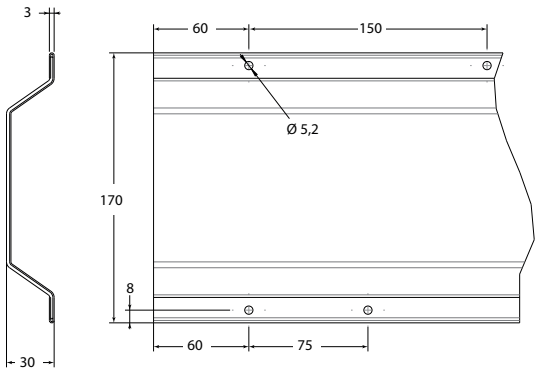

Tubes et supports acier zingué / *Zinc plated tubes and brackets*

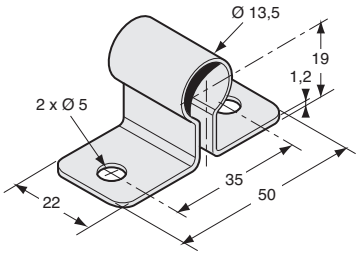

Support acier zingué pour tube Ø 13.
Zinc plated steel bracket for Ø 13 tube.

Référence *Reference*	Kg	
3655121	0,03	50

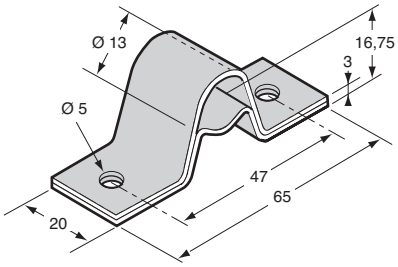

Support acier zingué.
Zinc plated steel bracket.

Référence *Reference*	Kg
3655112S	0,035

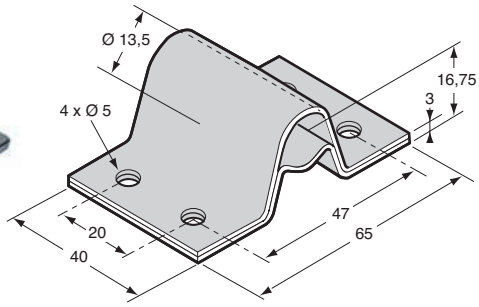

Support acier zingué.
Zinc plated steel bracket.

Référence *Reference*	Kg
3655116	0,1

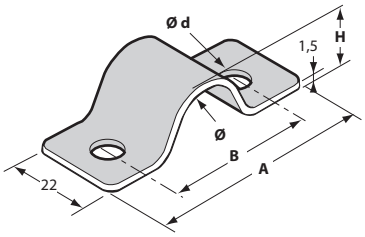

Etrier acier zingué.
Zinc plated steel staple.

Référence *Reference*	Kg	Ø	A (mm)	B (mm)	Ø d (mm)	H (mm)	
3655107	0,018	13	63	43	5	13.5	25
3655111	0,025	17	68	50	6.5	17	

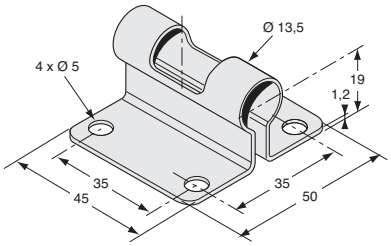

Support acier galvanisé pour tube Ø 13.
Galvanized steel bracket for Ø 13 tube.

Référence *Reference*	Kg	
3655120	0,05	10

Tubes et supports acier zingué / *Zinc plated tubes and brackets*

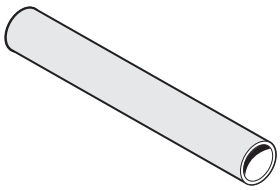

Tube d'arrimage, acier galvanisé, Ø 13 x 1,5 mm.
Galvanized steel lashing tube, Ø 13 x 1,5 mm.

Référence *Reference*	Kg	Ø	Longueur *Length*
3655125	0,43	13	5000

Rails d'arrimage / *Lashing tracks*

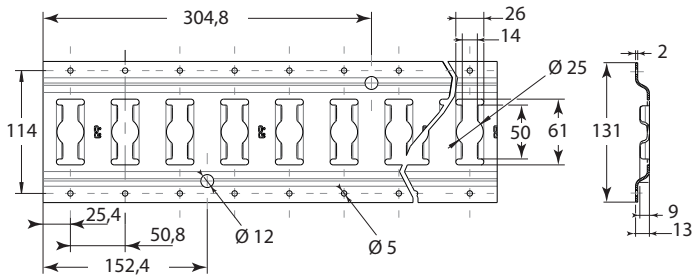

Rail horizontal acier.
Steel horizontal track.

Référence *Reference*	Longueur *Length*	Finition *Finish*
3655090	3050	Galvanisé (e) *Galvanized*

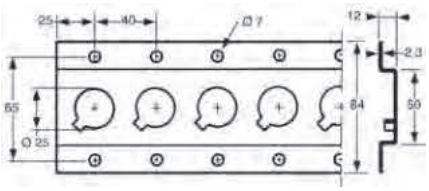

Rail horizontal acier.
Steel horizontal track.

Référence *Reference*	Kg	Longueur *Length*	Finition *Finish*
3655086	5	3050	Zingué *Zinc plated*

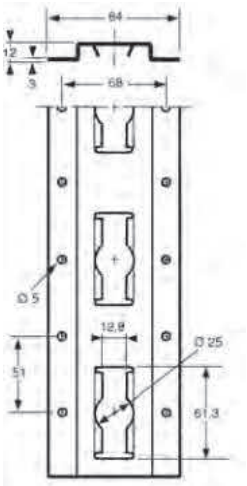

Rail vertical, acier zingué.
Zinc plated steel vertical track.

Référence *Reference*	Kg	Longueur *Length*
3655089	4,6	2440

Embouts / *Track end cap*

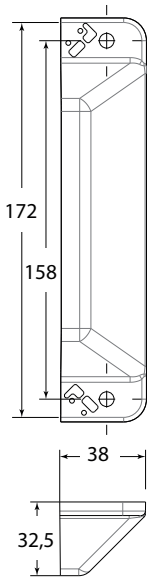

Embout gris pour profil capiton 3655130RO.
Grey end cap for padding profile 3655130RO.

Référence *Reference*	Kg
3655130EM	0,040

Embout gris pour rail 3655090 et 3655090IN.
End cap, grey for track 3655090 and 3655090IN.

Référence *Reference*	Kg	Pour *For*	
3655101	0,015	3655090 3655090IN	10

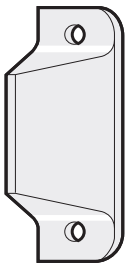

Embout gris rail 3655086.
End cap, grey for track 3655086.

Référence *Reference*	Kg	Pour *For*
3655099	0,007	3655086

Sangles / *Lashing strap*

Sangle bleue - force 6 t.
Blue lashing strap, break strength 6 t.

Référence *Reference*	Kg	Longueur *Length*	Largeur *Width*
3655105	7	100 m	50

Sangles / *Lashing strap*

Sangle complète avec tendeur et ferrures d'ancrage - charge rupture : 3 t.
Lashing strap assembly with tension buckle and track latch end fitting, break strength : 3 t.

Référence *Reference*	Kg	Longueur *Length*	Largeur *Width*
3655097	0,95	3500	50

Sangle complète avec tendeur et crochet universel court - charge rupture : 3 t.
Lashing strap assembly with tension buckle and wire hook end fitting, break strength : 3 t.

Référence *Reference*	Kg	Longueur *Length*	Largeur *Width*
3655098	0,9	3500	50

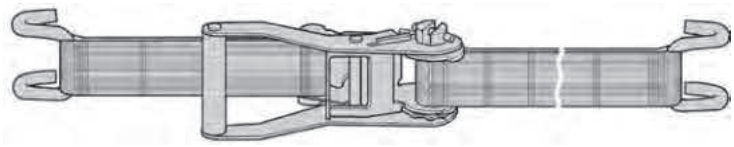

Boucle à cliquet avec crochet bord de rive, charge rupture : 5 t.
Ratchet tensioner with siderave hook, break strength : 5 t.

Référence *Reference*	Kg	Longueur *Length*	Largeur *Width*
3644283	2,75	9000	50

Bloque transpalette / *Pallet truck block*

TRANSBLOC

Bloque transpalette, acier zingué.
Zinc plated steel, pallet truck block.

Référence *Reference*	Kg
3643740	2,7

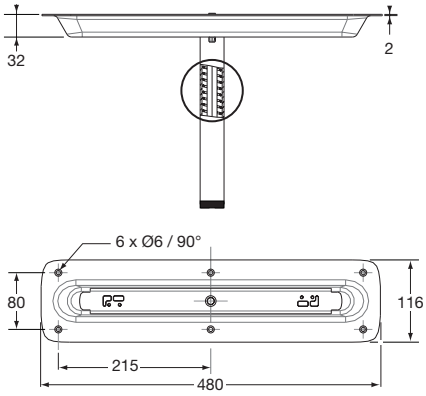

Barres télescopiques et porte-vêtements / *Telescopic rods and garment rails*

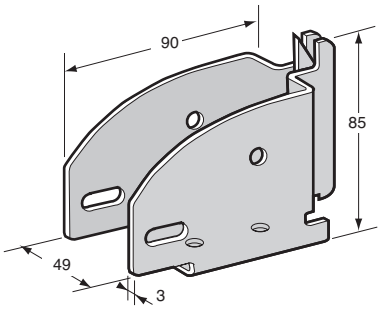

Gousset acier zingué bichromaté, pour fixation de faux plancher et barres porte-vêtements, charge maximale : 230 kg.
Yellow zinc plated steel beam bracket for decking and garments rails, maximum load capacity : 230 kg.

Référence *Reference*	Kg
3655096	0,428

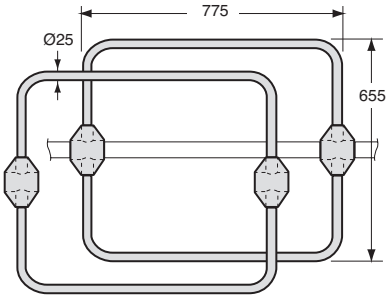

Kit d'arceau pour barres télescopiques Ø 42 mm.
Arch kit for spring shoring bars Ø 42 mm.

Référence *Reference*	Kg
3655072	5,5

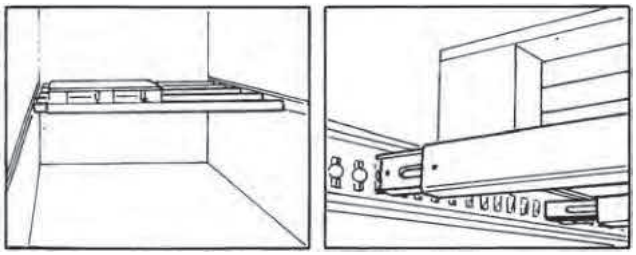

Barre d'appui, aluminium brut, 90 x 65 mm, longueur L ajustable de 2360 mm à 2600 mm, charge admissible uniformément répartie 450 kg, pour rails 3655088 et 3655089.
Shoring bar, self colour aluminium, 90 x 65 mm, adjustable length L 2360 mm to 2600 mm, rail capacity 450 kg, for track 3655088 and 3655089.

Référence *Reference*	Kg	Longueur *Length*	Pour *For*
3655066	10	2360>2600	3655088 3655089

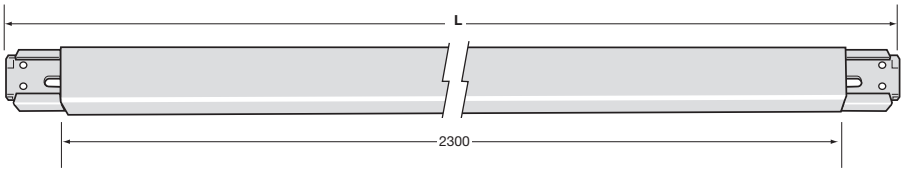

Barre télescopique aluminium brut, crémaillière courte, longueur L ajustable de 2300 à 2940 mm.
Self colour aluminium spring shoring bar, adjustable length L 2300 to 2940 mm.

Référence *Reference*	Kg	Longueur *Length*
3655068	5,1	2300>2940

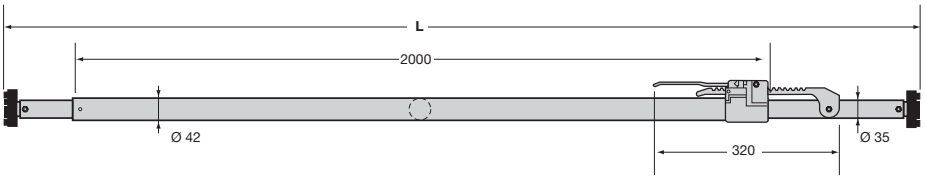

Barres télescopiques et porte-vêtements / *Telescopic rods and garment rails*

Barre porte-vêtements
Garment rails

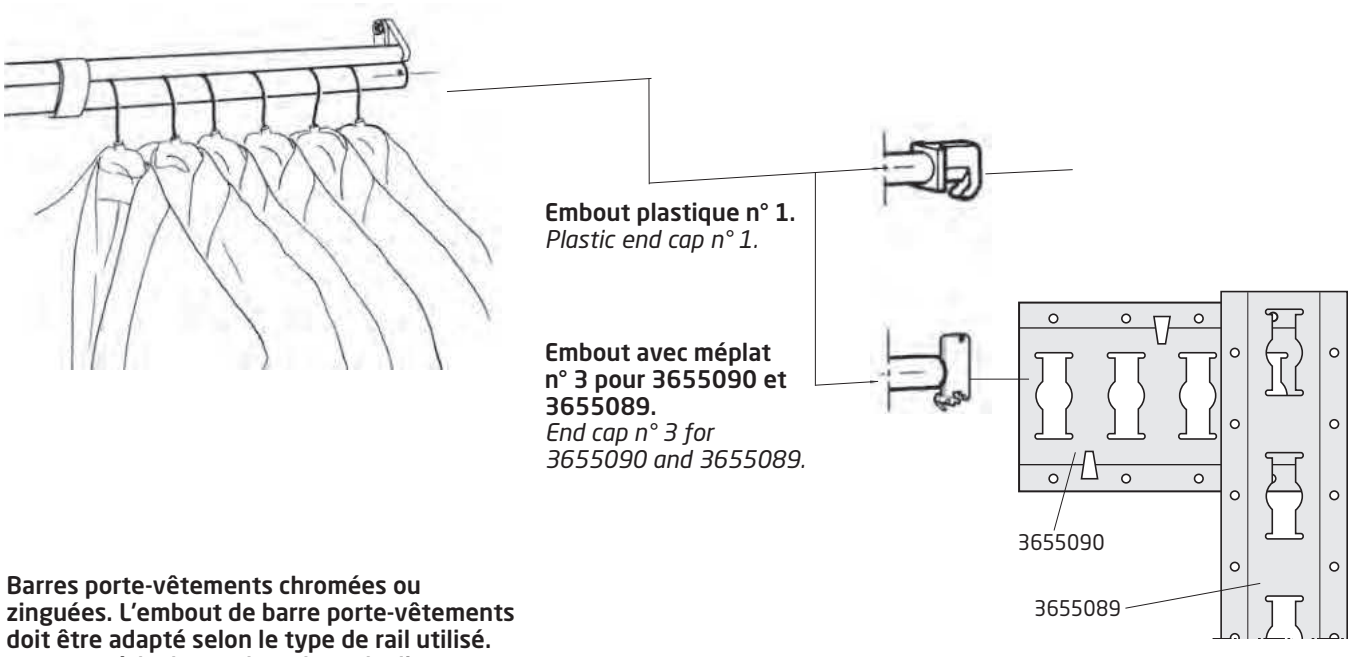

Embout plastique n° 1.
Plastic end cap n° 1.

Embout avec méplat n° 3 pour 3655090 et 3655089.
End cap n° 3 for 3655090 and 3655089.

Barres porte-vêtements chromées ou zinguées. L'embout de barre porte-vêtements doit être adapté selon le type de rail utilisé. Longueur à la demande (relever la distance intérieure entre les parois du véhicule). Charge admissible utile : 250 kg.

Chromed or zinc plated garment rails. The garment end cap must be adapted to the used rail. Length: as required according distance between body sides. Rail capacity: 250 kg.

Rail utilisé : *Used track:* .....

Embout utilisé : *Used end cap:* .....

Longueur entre rail *Length between track* **L =**

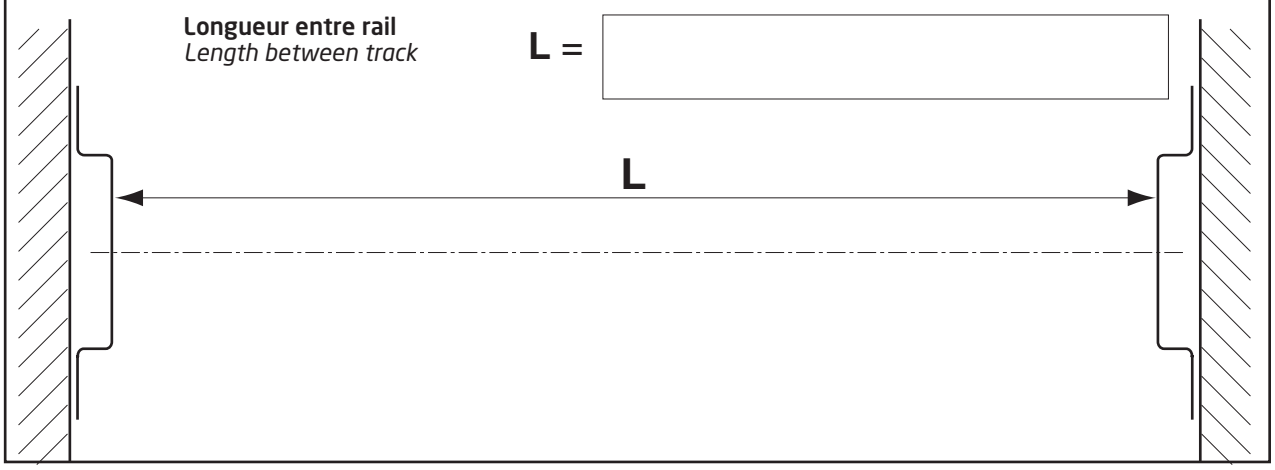

Barres télescopiques et porte-vêtements / *Telescopic rods and garment rails*

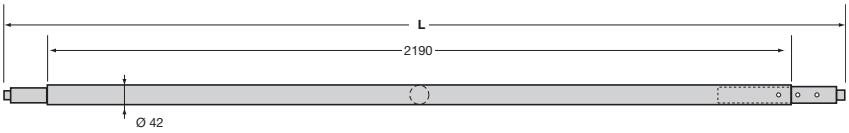

Barre télescopique, acier zingué, longueur L ajustable de 2220 mm à 2600 mm, avec embout Ø 24 mm, pour rail 3655086.
Zinc plated steel spring shoring bar, adjustable length L 2220 mm to 2600 mm, with tip Ø 24 mm, for 3655086 track.

Référence *Reference*	Kg	Longueur *Length*	Pour *For*
3655070	8,8	2220>2600	3655086

Anneaux d'arrimage / *Lashing rings*

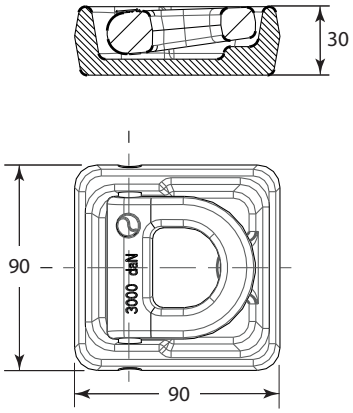

Anneau d'arrimage pivotant acier brut. Voir spécifications de soudage référence : 2905926FT. (Essai suivant EN12640)
Steel pivoting ring, self colour. See welding specifications reference: 2905926FT. (Test according to EN12640).

Référence *Reference*	Kg	Finition *Finish*	Capacité *Capacity*
3643838	1,185	Brut *Raw*	3 t

Anneaux d'arrimage / *Lashing rings*

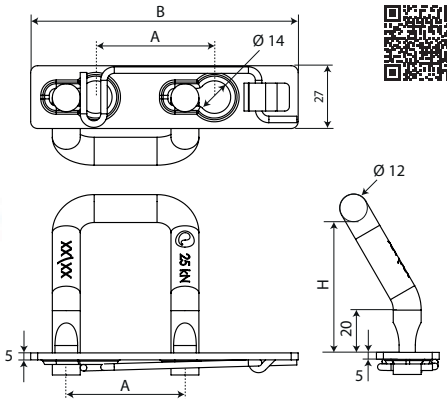

RC 2.5 CLIX

Kit d'anneau d'arrimage civil coudé U capacité 2,5 t avec platine à clipser (Essai suivant la norme EN12640).
Kit of civil angled U lashing ring capacity 2,5 t with plate to clip (Test according EN 12640).

Référence *Reference*	Kg	A (mm)	B (mm)	H (mm)	Finition *Finish*	Capacité *Capacity*	
3643930	0,21	40	104	53	Zingué passivé *Passivated zinc*	2,5 t	10
3643932	0,21	51	115	53	Zingué passivé *Passivated zinc*	2,5 t	10

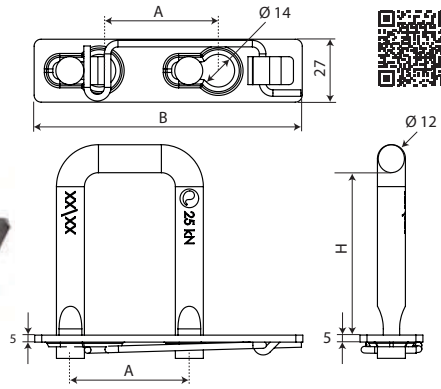

RC 2.5 CLIX

Kit d'anneau d'arrimage civil droit U capacité 2,5 t avec platine à clipser (Essai suivant la norme EN12640).
Kit of civil straight U lashing ring capacity 2,5 t with plate to clip (Test according EN 12640).

Référence *Reference*	Kg	A (mm)	B (mm)	H (mm)	Finition *Finish*	Capacité *Capacity*	
3643935	0,21	51	104	42	Zingué passivé *Passivated zinc*	2,5 t	10
3643934	0,21	51	115	67	Zingué passivé *Passivated zinc*	2,5 t	10

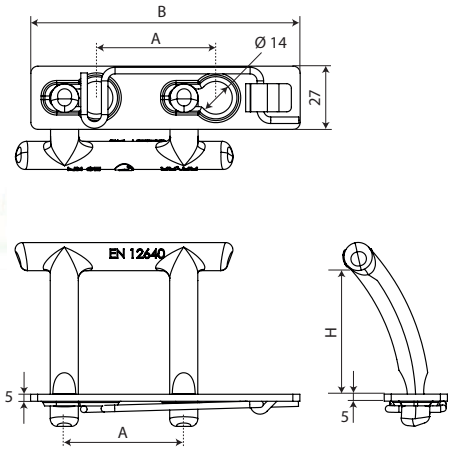

RC 2.5 CLIX

Kit d'anneau d'arrimage civil coudé TT capacité 2,5 t avec platine à clipser (Essai suivant la norme EN12640).
Kit of civil angled TT lashing ring capacity 2,5 t with plate to clip (Test according EN 12640).

Référence *Reference*	Kg	A (mm)	B (mm)	H (mm)	Finition *Finish*	Capacité *Capacity*	
3643931	0,34	40	104	57	Zingué passivé *Passivated zinc*	2,5 t	10
3643933	0,34	51	115	57	Zingué passivé *Passivated zinc*	2,5 t	10
3643936	0,34	55	119	57	Zingué passivé *Passivated zinc*	2,5 t	10

Anneaux d'arrimage / *Lashing rings*

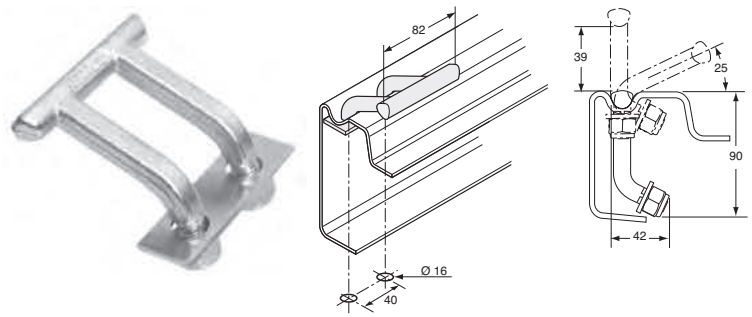

Anneau d'arrimage, acier zingué. (Essai suivant EN 12640)
Steel lashing ring, Zinc plated. (Test according to EN12640)

Référence *Reference*	Kg	Capacité *Capacity*
3643829	0,34	2,5 t

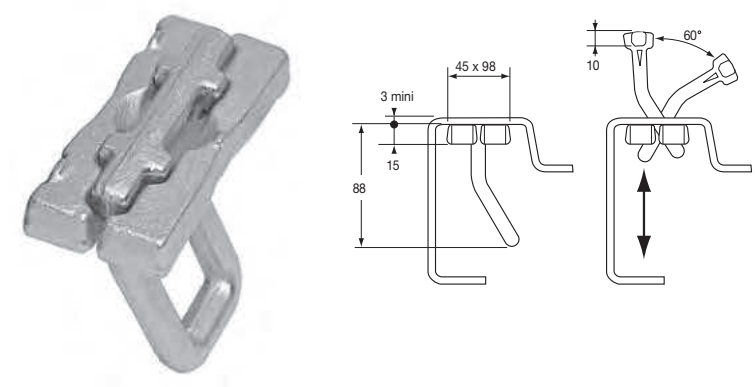

Anneau d'arrimage. Voir spécifications de soudage référence : 2905926FT. (Essai suivant EN 12640)
Steel lashing ring. See welding specifications reference: 2905926FT. (Test according to EN12640)

Référence *Reference*	Kg	Finition *Finish*	Capacité *Capacity*
3643828	0,55	Acier zingué *Zinc plated*	3 t
3643828BR	0,55	Brut *Raw*	3 t

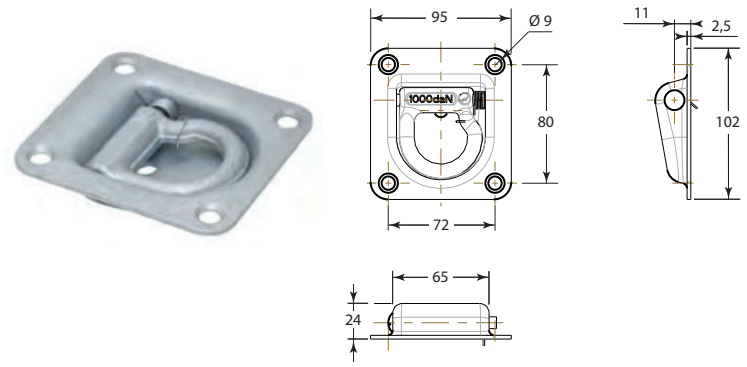

Anneau d'arrimage pivotant avec ressort, acier galvanisé, montage par 4 vis FHC M6 classe 10.9, C = 40 Nm. (Essai suivant EN 12640).
Pivoting lashing ring with spring, galvanized, mounting by 4 screws FHC M6 class 10.9, C = 40 Nm. (Test according to EN12640).

Référence *Reference*	Kg	Finition *Finish*	Capacité *Capacity*
3643837	0,396	Galvanisé *Galvanized steel*	1 t

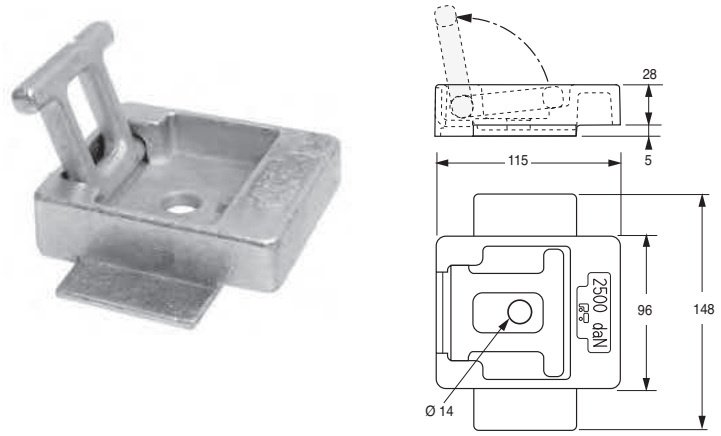

Anneau d'arrimage pivotant, acier zingué, montage par 1 vis M14 classe 8.8, C = 111 Nm + 2 vis M10 classe 8.8, C = 40 Nm. (Essai suivant EN 12640)
Pivoting ring, zinc plated steel, mounting with 1 screw M14 class 8.8, C = 111 Nm + 2 screws M10 class 8.8, C = 40 Nm. (Test according to EN12640)

Référence *Reference*	Kg	Capacité *Capacity*
3643799	1,4	2,5 t

Anneaux d'arrimage / *Lashing rings*

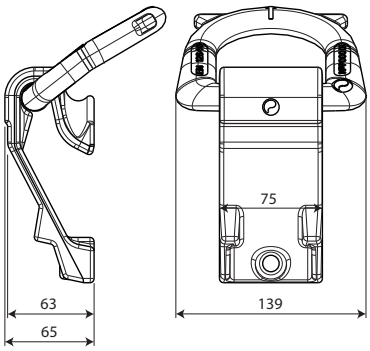

RC 10 SIRKLE

Anneau d'arrimage civil 10 tonnes brut pour bord de rive avec pontet à souder. Voir spécifications de soudage ref 2905926FT. (Essai suivant EN 12640)
Civil lashing ring capacity 10t for edged side, with bracket to weld. See welding specifications reference 2905926FT. (Test according EN 12640)

Référence *Reference*	Kg	Finition *Finish*	Capacité *Capacity*	
3643920	2,80	Brut *Raw*	10 t	2

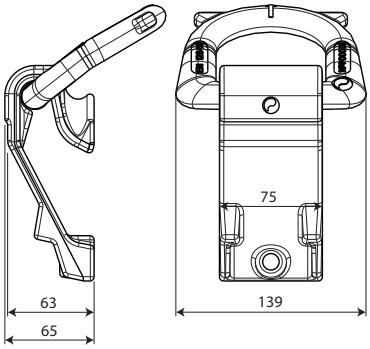

RC 10 SIRKLE

Anneau d'arrimage civil 10 tonnes en zinc nickel passivé pour bord de rive avec pontet à visser. Montage par 3 vis M14 classe 12,9. (Essai suivant EN 12640)
Civil lashing ring capacity 10t for edged side, with bracket to screw. Mounting by 4 hexagonal screws M14 class 12.9. (Test according EN 12640)

Référence *Reference*	Kg	Finition *Finish*	Capacité *Capacity*	
3643921	2,80	Zinc nickel passivé *Passivated nickel zinc*	10 t	2

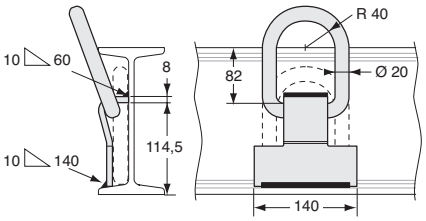

Anneau d'arrimage, acier galvanisé. Voir spécifications de soudage référence : 2905926FT. (Essai suivant EN 12640)
Galvanized steel Lashing ring. See welding specifications reference: 2905926FT. (Test according to EN12640)

Référence *Reference*	Kg	Capacité *Capacity*
3643798AG	1,02	7 t

Support pour anneau 3643798AG. Voir spécifications de soudage référence : 2905926FT.
Bracket only for lashing ring 3643798AG. See welding specifications reference: 2905926FT.

Référence *Reference*	Kg
3643798	0,84

Anneaux d'arrimage / *Lashing rings*

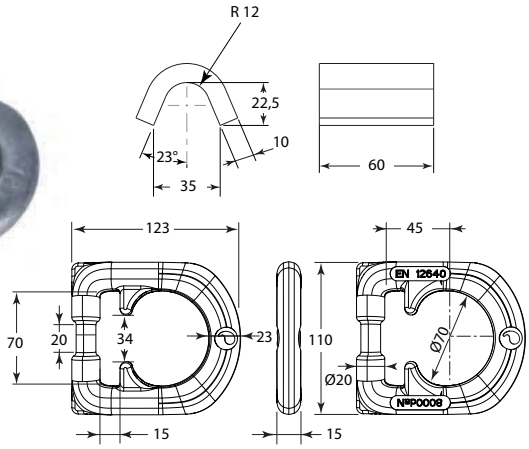

RC 8

Kit d'anneau d'arrimage civil capacité 8T avec pontet à souder. Voir spécifications de soudage référence : 2905926FT. (Essai suivant EN12640)

Kit of civil lashing ring capacity 8t with bracket to weld. See welding specifi cations reference 2905926FT. (Test according EN12640)

Référence *Reference*	Kg	Finition *Finish*	Capacité *Capacity*
3643794SO	1,24	Brut *Raw*	8 t

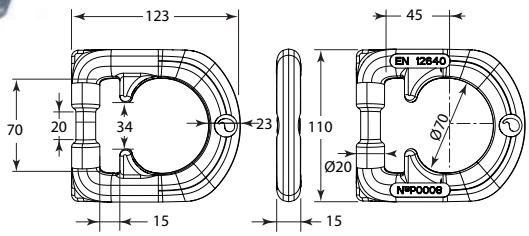

RC 8

Anneau civil seul capacité 8T suivant EN12640.

Civil lashing ring only capacity 8t according EN12640.

Référence *Reference*	Kg	Finition *Finish*	Capacité *Capacity*
3643794AB	0,90	Brut *Raw*	8 t
3643794AG	0,90	Galvanisé *Galvanized steel*	8 t

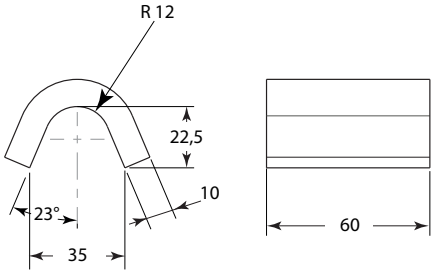

Support à souder pour anneau. Voir spécifications de soudage référence : 2905926FT.

Bracket to weld for rings. See welding specifications reference 2905926FT.

Référence *Reference*	Kg	Pour *For*	Finition *Finish*	
3643907	0,34	3643904 3643905 3643794AB 3643794AG	Brut *Raw*	10

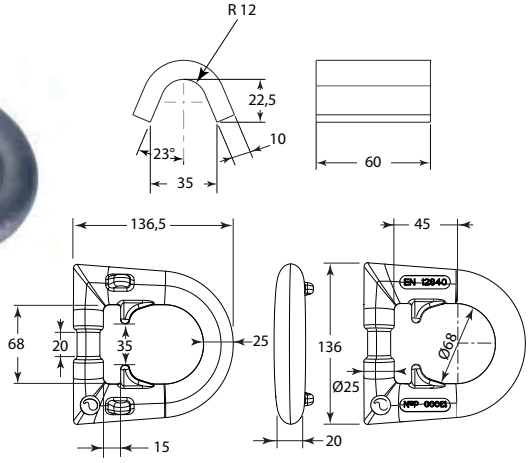

RC 13

Kit d'anneau d'arrimage civil capacité 13T avec pontet à souder. Voir spécifications de soudage référence : 2905926FT. (Essai suivant EN12640)

Kit of civil lashing ring capacity 13 t with bracket to weld. See welding specifi cations reference 2905926FT. (Test according EN12640)

Référence *Reference*	Kg	Finition *Finish*	Capacité *Capacity*
3643908SO	1,80	Brut *Raw*	13 t

Anneaux d'arrimage / *Lashing rings*

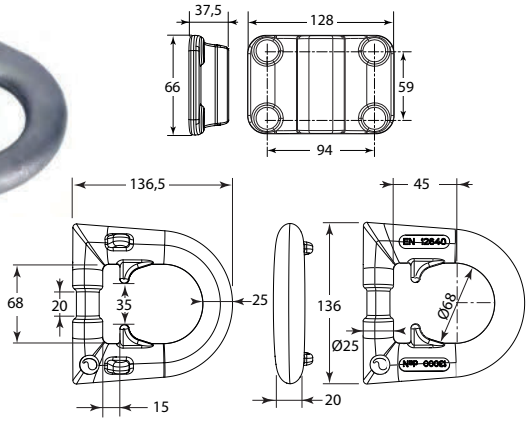

RC 13

Kit d'anneau d'arrimage civil capacité 13t avec pontet à visser. Montage par 4 vis classe 10.9 M14 cylindrique hexagonale creuse. (Essai suivant EN12640)

Kit of civil lashing ring capacity 13t with bracket to screw. Mounting by 4 hexagonal cylindrical hollow screws M14 class 10.9. (Test according EN12640)

Référence *Reference*	Kg	Finition *Finish*	Capacité *Capacity*
3643909VI	2,03	Galvanisé *Galvanized steel*	13 t

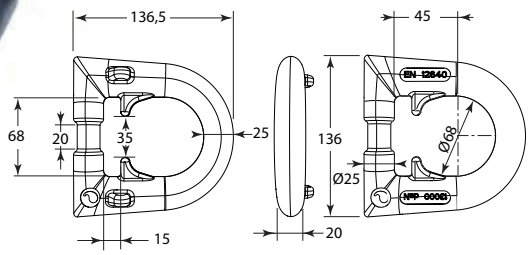

RC 13

Anneau civil seul capacité 13t suivant EN12640.

Civil lashing ring only capacity 13t according EN12640.

Référence *Reference*	Kg	Finition *Finish*	Capacité *Capacity*
3643908AB	1,35	Brut *Raw*	13 t
3643908AG	1,35	Galvanisé *Galvanized steel*	13 t

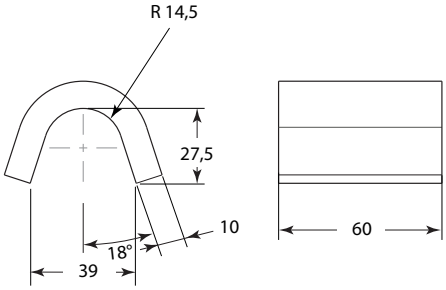

Support à souder pour anneau 13t. Voir spécifications de soudage référence : 2905926FT.

Bracket to weld for rings 13t. See welding specifications Reference 2905926FT.

Référence *Reference*	Kg	Pour *For*	Finition *Finish*	
3643909	0,45	3643908AB 3643908AG	Brut *Raw*	10

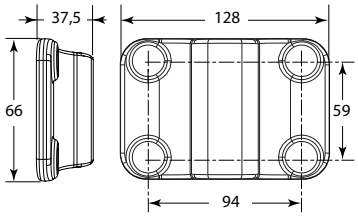

Support à visser pour anneau 13t.

Bracket to screw for rings 13t.

Référence *Reference*	Kg	Pour *For*	Finition *Finish*
3643908	0,68	3643908AB 3643908AG	Galvanisé *Galvanized steel*

Anneaux d'arrimage / *Lashing rings*

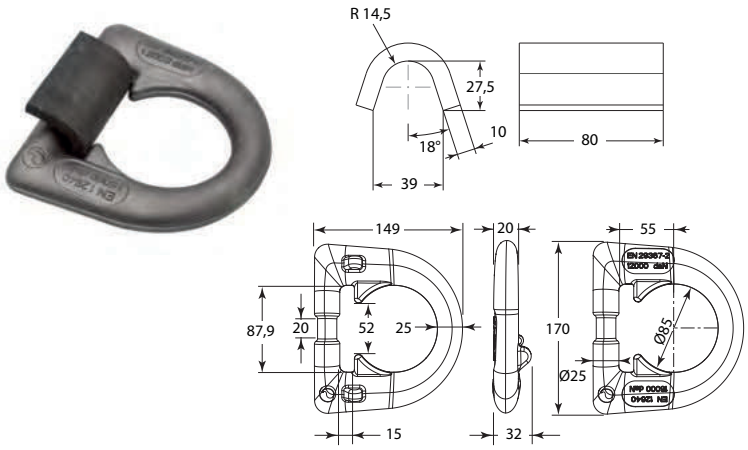

RC 16

Kit d'anneau d'arrimage civil 16T avec pontet à souder. Voir spécifications de soudage référence : 2905926FT. (Capacité 16 tonnes suivant essai EN12640 et capacité 12 tonnes suivant essai EN29367-2).

Kit of civil lashing ring capacity with bracket to weld. See welding specifi cations reference 2905926FT. (Capacity 16 tons according EN12640 and capacity 12 tons according test EN29367-2).

Référence *Reference*	Kg	Finition *Finish*	Capacité *Capacity*
3643788	2,31	Brut *Raw*	16 t - 12 t

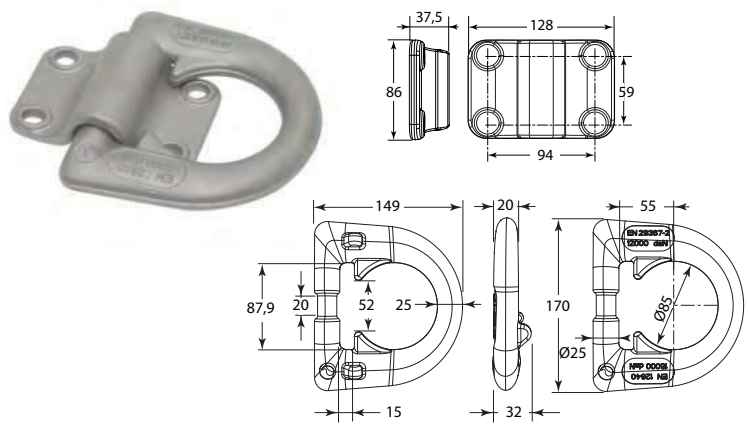

RC 16

Kit d'anneau d'arrimage civil 16T avec pontet à visser. Montage par 4 vis classe 10.9 M14 cylindrique hexagonale creuse. (Capacité 16 tonnes suivant essai EN12640 et capacité 12 tonnes suivant essai EN29367-2).

Kit of civil lashing ring with bracket to screw. Mounting by 4 hexagonal cylindrical hollow screws M14 class 10.9 (capacity 16 tons according EN12640 and capacity 12 tons according test EN29367-2).

Référence *Reference*	Kg	Finition *Finish*	Capacité *Capacity*
3643789VI	2,67	Galvanisé *Galvanized steel*	16 t - 12 t

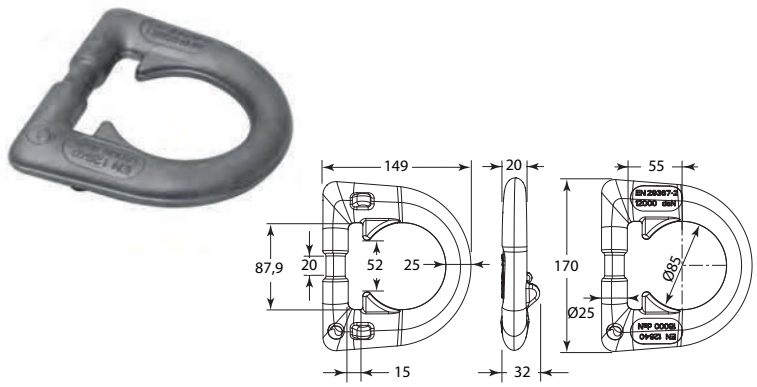

RC 16

Anneau civil seul capacité 16T suivant EN12640 et 12T suivant EN29367-2.

Civil lashing ring only capacity 16t according EN12640 and capacity 12t according EN29367-2.

Référence *Reference*	Kg	Finition *Finish*	Capacité *Capacity*
3643788AB	1,77	Brut *Raw*	16 t - 12 t
3643788AG	1,77	Galvanisé *Galvanized steel*	16 t - 12 t

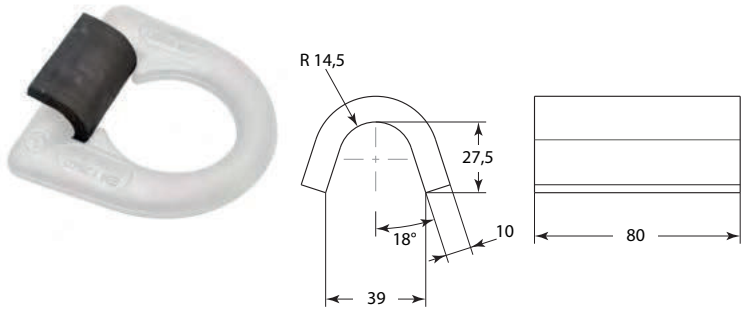

Support à souder pour anneau. Voir spécifications de soudage référence : 2905926FT.

Bracket to weld for rings. See welding specifications reference 2905926FT.

Référence *Reference*	Kg	Pour *For*	Finition *Finish*	
3643788SU	0,54	3643902 3643903 3643788AB 3643788AG	Brut *Raw*	10

Anneaux d'arrimage / *Lashing rings*

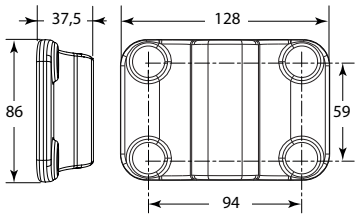

Support à visser pour anneau. Montage par 4 vis classe 10,9 M14 cylindrique hexagonale creuse.
Bracket to screw for rings. Mounting by 4 hexagonal cylindrical hollow screws M14 class 10,9.

Référence *Reference*	Kg	Pour *For*	Finition *Finish*
3643906	0,90	3643902 3643903 3643788AB 3643788AG	Galvanisé *Galvanized steel*

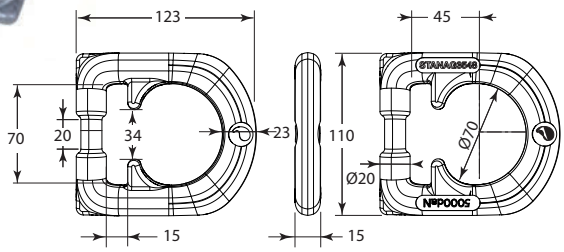

RM 5

Anneau militaire seul capacité 5T suivant STANAG 3548.
Military lashing ring only capacity 5t according STANAG 3548.

Référence *Reference*	Kg	Finition *Finish*	Capacité *Capacity*
3643904	0,90	Brut *Raw*	5 t
3643905	0,90	Galvanisé *Galvanized steel*	5 t

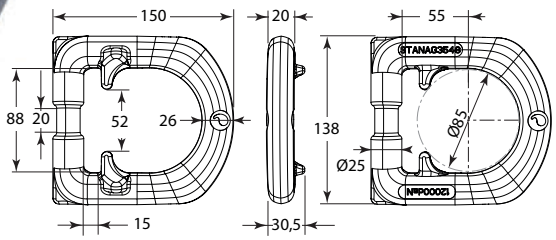

RM 12

Anneau militaire seul capacité 12T suivant STANAG 3548.
Military lashing ring only capacity 12t according STANAG 3548.

Référence *Reference*	Kg	Finition *Finish*	Capacité *Capacity*
3643902	1,76	Brut *Raw*	12 t
3643903	1,76	Galvanisé *Galvanized steel*	12 t

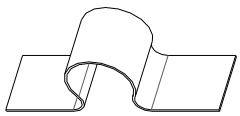

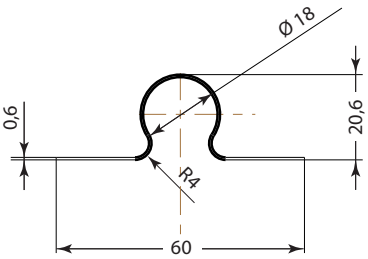

Ressort de maintien pour support à visser.
Retaining spring for bracket.

Référence *Reference*	Pour *For*	Finition *Finish*
3643910	3643908 3643906	Acier inoxydable *Stainless steel*

Enrouleurs tours de cablâges / *Lashing drums*

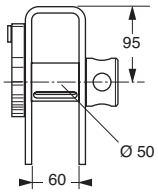

Tour de câblage pour sangle de 50 mm x 10 m, acier peint, charge rupture : 5 t.
Painted steel lashing drum for 50 mm x 10 m lashing strap, break strength : 5 t.

Référence *Reference*	Kg
3644269	3,59

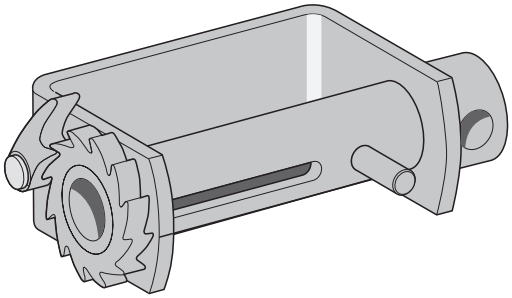

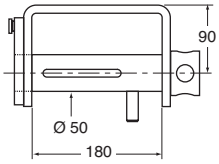

Tour de câblage mixte, sangle de 100 mm, acier peint, charge rupture : 8 t.
Mixed painted steel lashing drum, for 100 mm lashing strap, breaking strength : 8 t.

Référence *Reference*	Kg
3644266S	4,585

Enrouleur de sangle.
Webbing winder.

Référence *Reference*	Kg
3644268	0,3

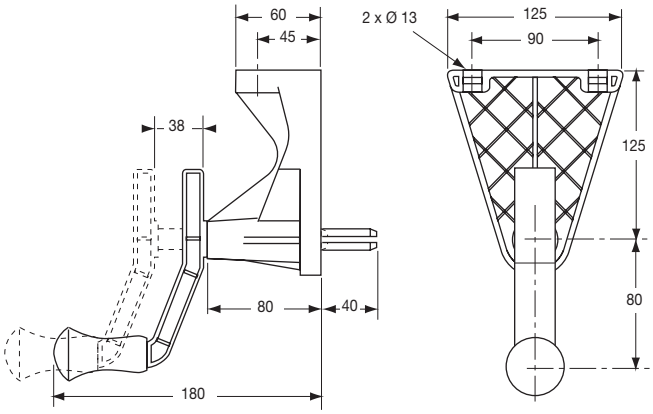

Embouts et butées / *Brackets and stops*

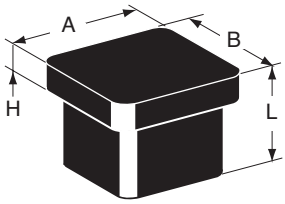

Embout de tube. Pour tube épaisseur X.
End cap for tubes thickness X.

Référence *Reference*	Kg	A (mm)	B (mm)	L (mm)	X (mm)	H (mm)	Type *Type*	
3950101	0,004	25	25	18	1,5	3	B	
3950296	0,105	100	100	46	4	7	B	
3950298	0,014	40	40	27	1,5	7	B	100
3950299	0.007	35	35	21	1,5	5	A	
3950300	0.005	30	30	18	1,5	3	B	10

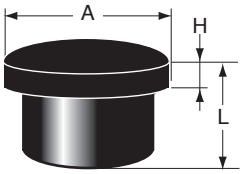

Embout de tube.
End cap for tubes.

Référence *Reference*	A (mm)	L (mm)	H (mm)	Pour *For*
3950108	40	28	7	
3950297	32	26	5	26 x 34

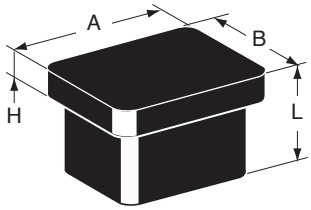

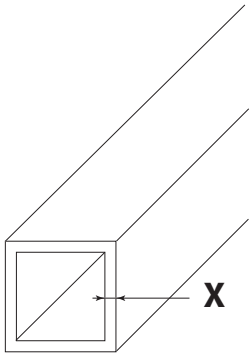

Embout de tube. Pour tube épaisseur X.
End cap for tubes thickness X.

Référence *Reference*	Kg	A (mm)	B (mm)	L (mm)	X (mm)	H (mm)
3110384EM	0,03	120	40	20	3	5
3950116	0,019	80	40	25	2,5	5

Embouts et butées / *Brackets and stops*

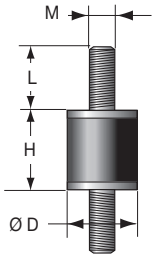

Silentbloc.
Silent block.

Référence *Reference*	Ø D (mm)	L (mm)	H (mm)	M (mm)
5102522	25	20	22	8

Supports portes outils à sangle / *Tool stowage clamp with belt*

Support porte outils pour Ø 28 à Ø 50 mm, acier zingué et sangle caoutchouc noir.
Tool stowage clamp for Ø 28 to Ø 50 mm, zinc plated steel and black rubber strap.

Référence *Reference*	Kg	
3543500	0,135	10

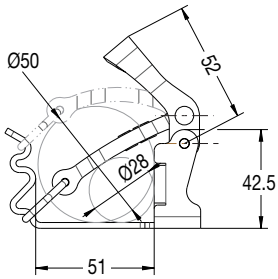

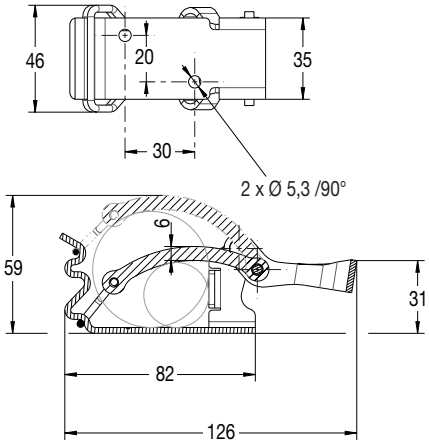

Bras d'étagères / *Shelf brackets*

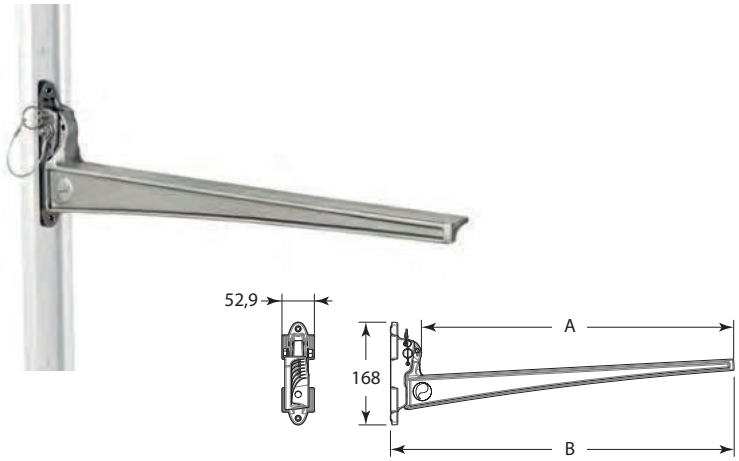

Etagère aluminium multipositions avec verrouillage.
Lockable aluminium multiposition shelf bracket.

Référence *Reference*	Kg	A (mm)	B (mm)
3744470	0,80	421	470
3744472	0,85	510	561
3744474	0,90	599	648

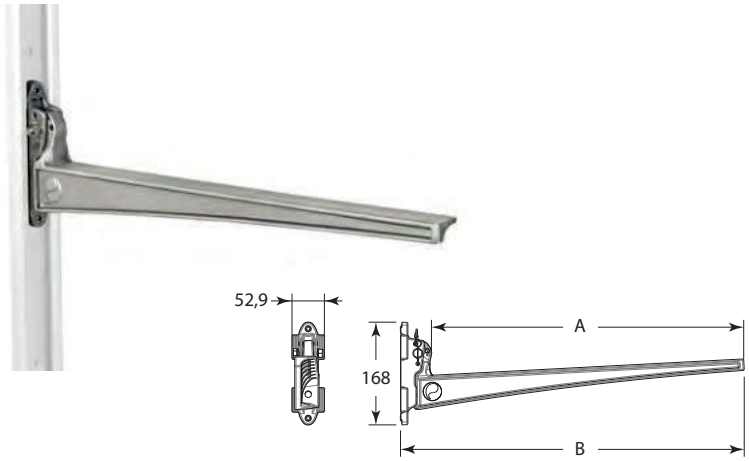

Etagère aluminium multipositions sans verrouillage.
Non-lockable aluminium multiposition shelf bracket.

Référence *Reference*	Kg	A (mm)	B (mm)
3744470SB	0,785	421	470
3744472SB	0,835	510	561
3744474SB	0,885	599	648

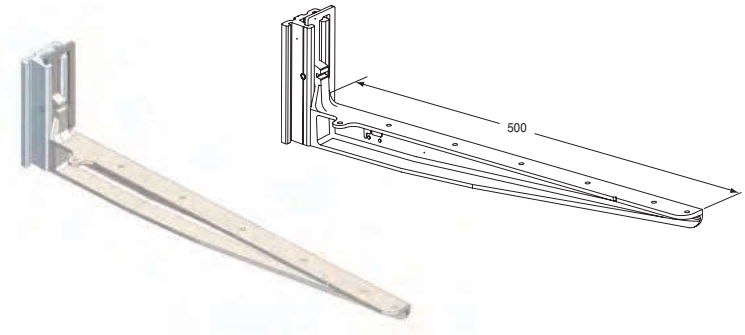

Bras aluminium peint, percé avec verrouillage.
Painted aluminium shelving arm, predrilled, with locking catch.

Référence *Reference*	Kg
3744491	0,84

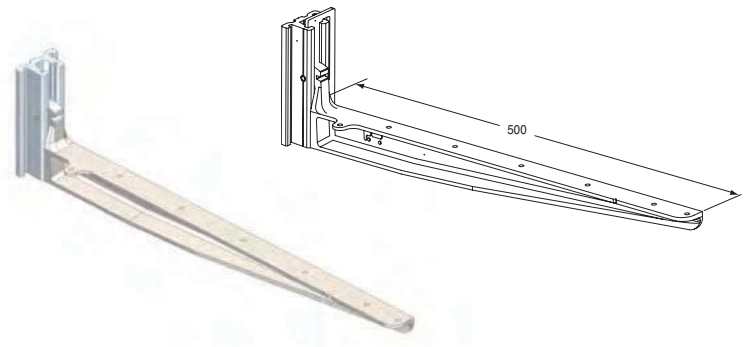

Bras aluminium peint, percé sans verrouillage.
Painted aluminium shelving arm, predrilled, no locking catch.

Référence *Reference*	Kg
3744490	0,76

Profils clayettes / *Shelf profiles*



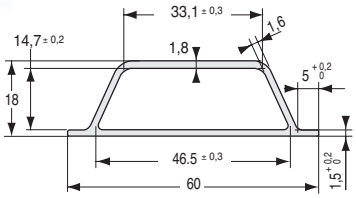

Profil clayette simple aluminium anodisé.
Anodized aluminium standard shelf profile.

Référence *Reference*	Longueur *Length*
3744492	4250

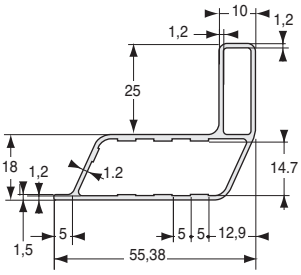

Profil clayette à bordure aluminium anodisé.
Anodized aluminium front shelf profile.

Référence *Reference*	Longueur *Length*
3744493	4250

Accessoires / *Accessories*

Plaquette arrêtoir plastique gris.
Grey plastic fixing piece.

Référence *Reference*	Kg	Pour *For*
3744481	0,005	3744470 3744472 3744474
3744494	0,005	3744490 3744491

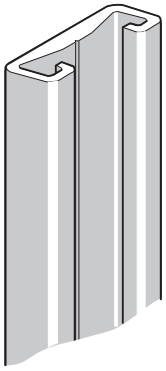

Rail aluminium anodisé.
Anodized aluminium channel.

Référence *Reference*	Longueur *Length*
3744597AN	5000

Embout court plastique gris.
Grey plastic end cap, short.

Référence *Reference*	Kg
3744496	0,065

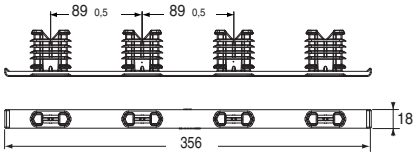



Embout long plastique gris.
Grey plastic end cap, high.

Référence *Reference*	Kg
3744495	0,153

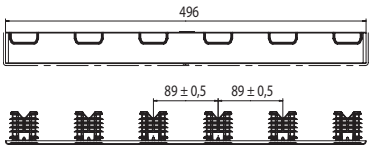

Kit de réglage d'inclinaison pour bras d'étagère.
Tilt adjustment kit.

Référence *Reference*	Kg	Pour *For*
3744483	0,015	3744470 3744470SB 3744472 3744472SB 3744474 3744474SB

Accessoires pour penderies tubulaire / *Tubular system accessories*

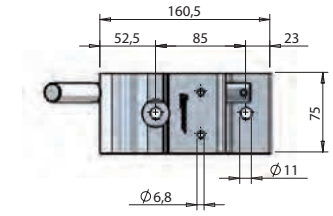

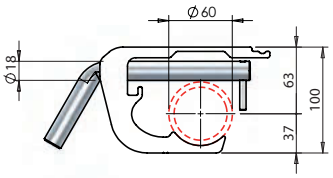

Chaise pour tube Ø 60 avec verrou à 45°. Capacité maximale de charge 500 kg. Montage tous les 600 mm.
Tubular hook rail support brackets Ø 60 with 45° handle. Max. loading capacity 500 kg. Max. distance between support anchor points 600 mm.

Référence *Reference*	Kg	Finition *Finish*
801110883	1,26	Aluminium anodisé (e) *Anodized aluminium*

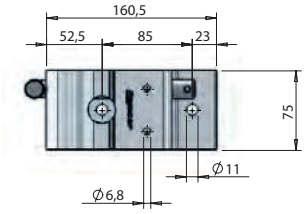

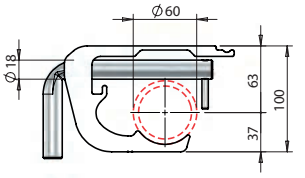

Chaise pour tube Ø 60 avec verrou à 90°. Capacité maximale de charge 500 kg. Montage tous les 600 mm.
Tubular hook rail support brackets Ø 60 with 90° handle. Max. loading capacity 500 kg. Max. distance between support anchor points 600 mm.

Référence *Reference*	Kg	Finition *Finish*
801111420	1,260	Aluminium anodisé (e) *Anodized aluminium*

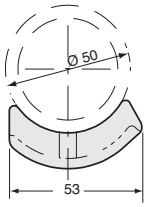

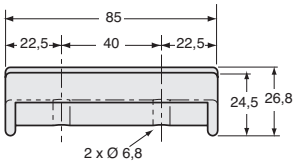

Entretoise plastique pour tube Ø 50 mm pour chaise 801110883 et 801111420.
Plastic packer for tube Ø 50 mm for support 801110883 and 801111420.

Référence *Reference*	Kg	Ø	Finition *Finish*
801110477	0,125	50	Aluminium brut *Raw aluminium*

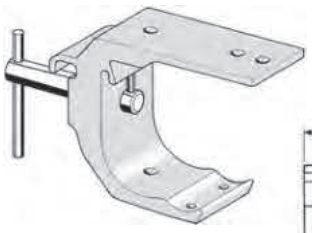

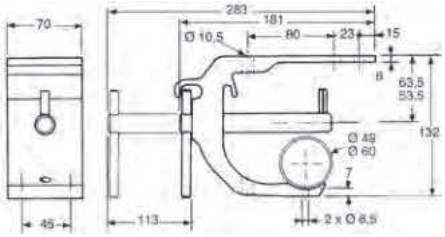

Chaise en aluminium filé brut pour tube avec verrou inox, charge: 400 kg.
Raw aluminium mounting bracket for tube, with stainless steel bolt, load: 400 kg.

Référence *Reference*	Kg	Ø	Finition *Finish*
3744515	1,34	49	Aluminium brut *Raw aluminium*
3744516	1,34	60	Aluminium brut *Raw aluminium*

Accessoires pour penderies tubulaire / *Tubular system accessories*

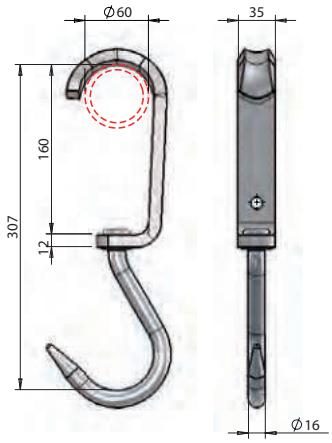

Crochet à viande Ø 16, inox, avec support glissière zingué pour tube Ø 60. Charge statique maxi : 750 kg.
Stainless steel hook Ø 16, complete with zinc plated shackle for tubular rails Ø 60. Max static capacity load : 750 kg.

Référence *Reference*	Kg
801108500	1,38

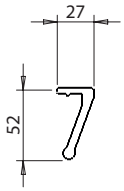

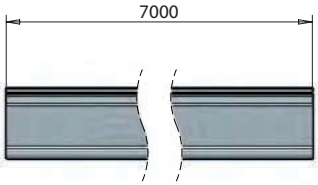

Profil de sécurité aluminium pour 801110883 et 801111420.
Aluminium security rail for 801110883, 801111420.

Référence *Reference*	Longueur *Length*
801110476	7000

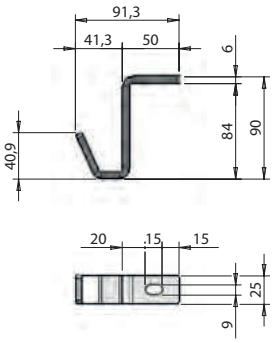

Support inox pour stationnement de crochets.
Stainless steel storage bracket used to park hooks.

Référence *Reference*	Kg
801100044	0,205

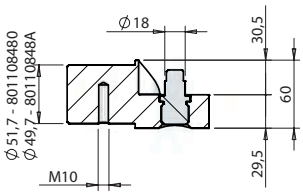

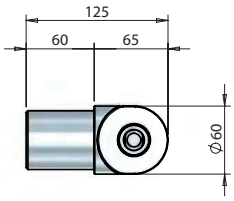

Pièce de jonction aluminium avec verrou fixe, norme DIN.
Aluminium meat rail end-connector with fixed bolt, DIN standard.

Référence *Reference*	Kg	Ø A
801108480	0,675	51,7
80110848A	0,675	49.7

Accessoires pour penderies tubulaire / *Tubular system accessories*

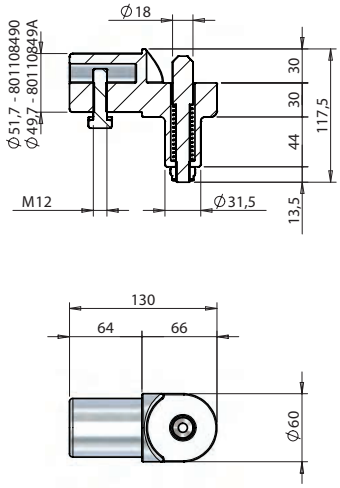

Pièce de jonction aluminium avec verrou inox, norme DIN.
Aluminium meat rail end-connector with stainless steel movable bolt, DIN standard.

Référence *Reference*	Kg	Ø A
801108490	0,75	51,7
80110849A	0,75	49.7

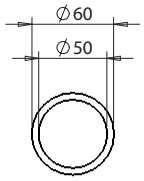

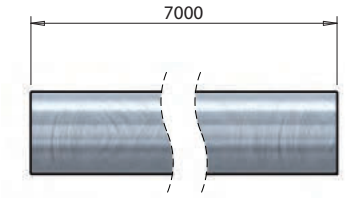

Tube Ø 60 x 5 x 7000 mm.
Tubular hook rail Ø 60 x 5 x 7000 mm.

Référence *Reference*	Finition *Finish*
801107427	Aluminium *Aluminium*

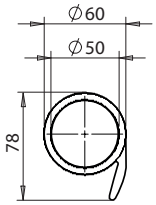

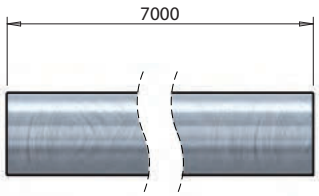

Tube Ø 60 x 5 x 7000 mm avec ailette de sécurité.
Tubular hook rail Ø 60 x 5 x 7000 mm hook retainer.

Référence *Reference*	Finition *Finish*
801110882	Aluminium anodisé *Anodized aluminium*

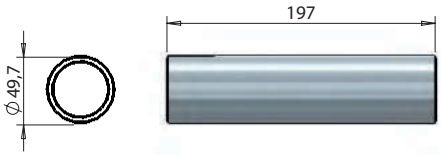

Raccord pour tube Ø 60.
Connector for tubular hook rail Ø 60.

Référence *Reference*	Kg	Finition *Finish*
80110743A	0,370	Aluminium *Aluminium*

Accessoires pour penderies sur rail / *Rail system accessories*

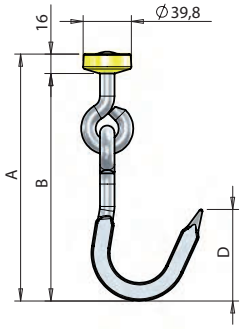

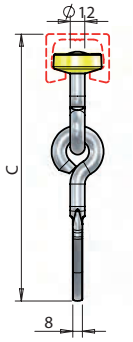

Crochet à viande Ø 12 inox, charge statique maxi : 675 kg.
Stainless steel flat type, straight hook Ø 12, max load capacity (static) 675 kg.

Référence *Reference*	Kg	Ø	A (mm)	B (mm)	C (mm)	D (mm)	
800500034	0,43	12	250	234	262,5	73,69	25
800508362	0,42	12	204	188	220,5	75,70	25

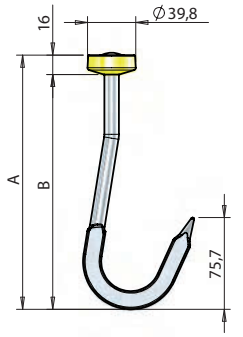

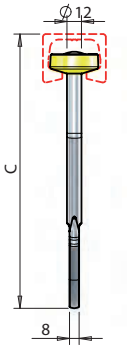

Crochet à viande Ø 12 inox, charge statique maxi : 600 kg.
Stainless steel flat type, straight hook Ø 12, max load capacity (static) 600 kg.

Référence *Reference*	Kg	Ø	A (mm)	B (mm)	C (mm)	
800508530	0,295	12	210	194	226,50	25
800510218	0,295	12	161	145	177,50	25

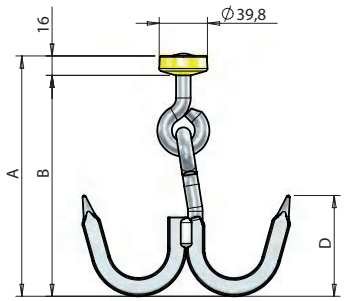

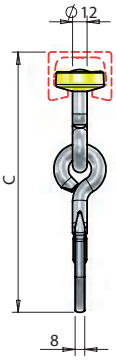

Crochet à viande, double, Ø 12, acier inoxydable.
Stainless steel double hook with shackle Ø 12.

Référence *Reference*	Kg	Ø	A (mm)	B (mm)	C (mm)	D (mm)	
800500052	0,550	12	198,6	182,6	215,1	83,3	25
800510246	0,581	12	243,5	227,5	260,7	80,8	25

Accessoires pour penderies sur rail / *Rail system accessories*

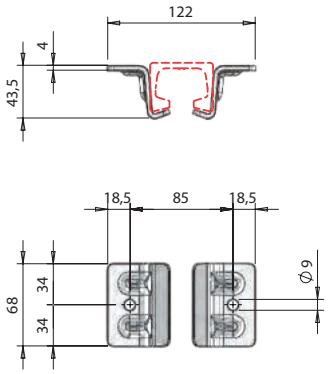

Plaquettes inox pour fixation de la glissière sans chaîne.
Stainless steel support brackets for fixing meat rail without chain.

Référence *Reference*	Kg	
800507260	0,335	10

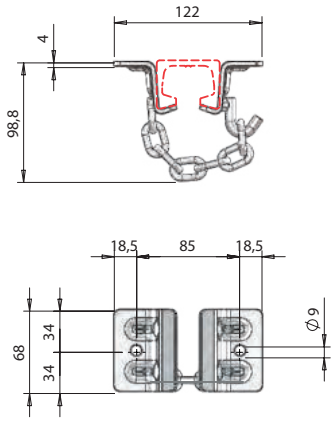

Plaquettes inox pour fixation de la glissière avec chaîne.
Stainless steel support brackets for fixing meat rail with chain.

Référence *Reference*	Kg
800507270	0,442

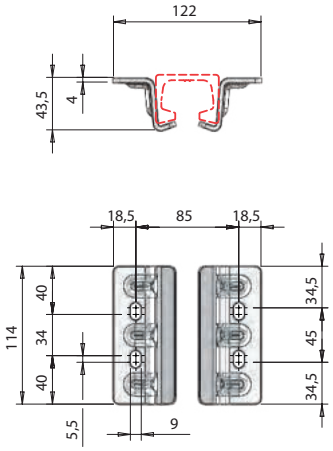

Plaquettes inox pour fixation de la glissière et du profil courbe sans chaîne.
Stainless steel support brackets for fixing meat rail and curve without chain.

Référence *Reference*	Kg	
800507280	0,515	10

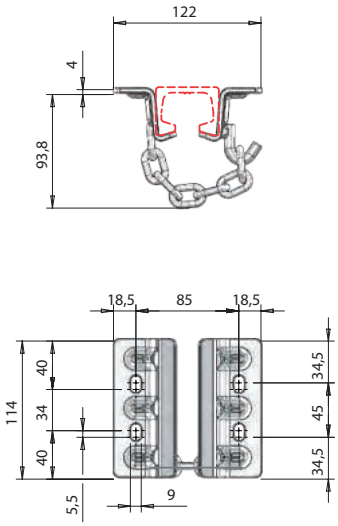

Plaquettes inox pour fixation de la glissière et du profil courbe avec chaîne.
Stainless steel support brackets for fixing meat rail and curve with chain.

Référence *Reference*	Kg	
800507282	0,615	10

Accessoires pour penderies sur rail / *Rail system accessories*

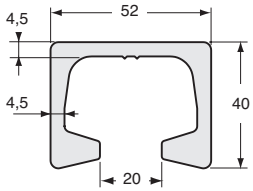

Profil glissière aluminium anodisé.
Rail profile aluminium anodized.

Référence *Reference*	Longueur *Length*	Finition *Finish*
800507246	6000	Aluminium *Aluminium*
800507247	7000	Aluminium *Aluminium*
800507246T300	3000	Aluminium *Aluminium*
800507247T350	3500	Aluminium *Aluminium*

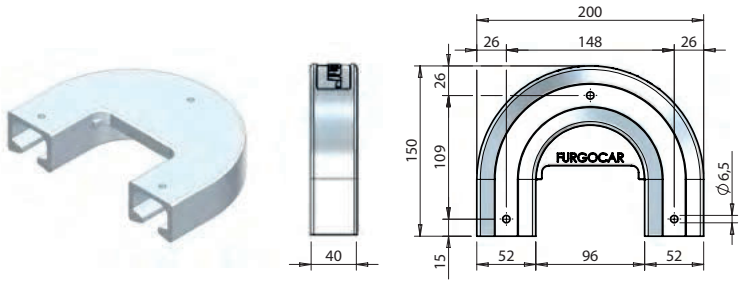

Profil courbe aluminium pour profil glissière 52 x 40.
Aluminium curve profile for rail 52 x 40.

Référence *Reference*	Kg
800507251	0,75

Accessoires / *Accessories*

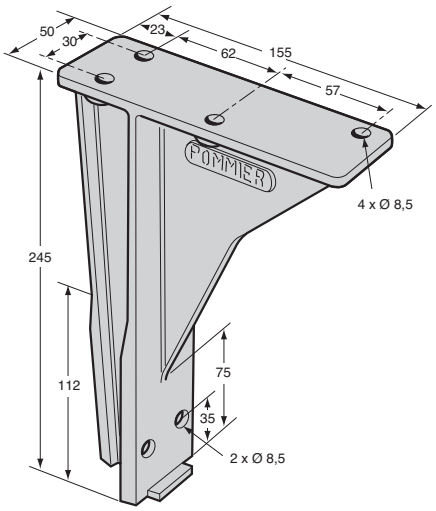

Support de penderie en aluminium, charge : 250 kg.
Mounting bracket for meat support bar, load: 250 kg.

Référence *Reference*	Kg
3744507	0,65

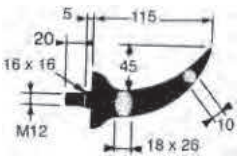

Crochet fixe autobloquant en aluminium.
Self-locking aluminium meat hook.

Référence *Reference*	Kg
3744508	0,175

Accessoires / *Accessories*

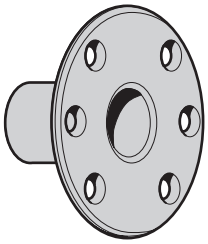

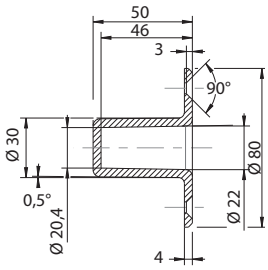

Arrêtoir de grille en aluminium.
Aluminium grill retainer.

Référence *Reference*	Kg
3744610	0,07

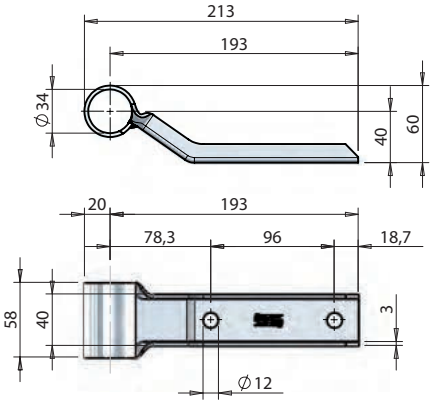

Support pour tube latéral 1 1/4".
Support bracket for lateral 1 1/4" tube.

Référence *Reference*	Kg	Finition *Finish*
801607360	0,400	Acier inoxydable *Stainless steel*

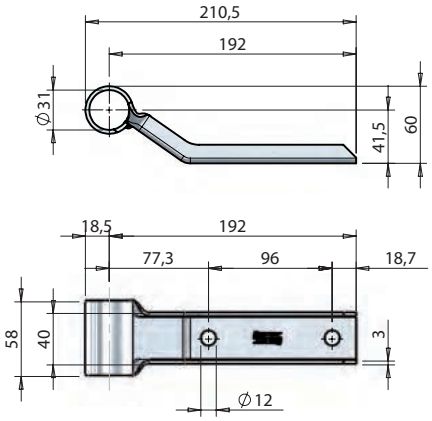

Support pour tube latéral Ø 30 mm.
Support bracket for lateral tube Ø 30 mm.

Référence *Reference*	Kg	Finition *Finish*
801607350	0,390	Acier inoxydable *Stainless steel*

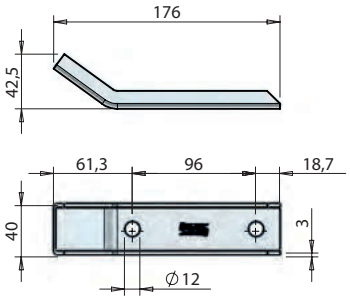

Support pour tube latéral, à souder.
Weld-on support bracket for lateral tube.

Référence *Reference*	Kg	Finition *Finish*
801607370	0,245	Acier zingué *Zinc plated*
801607371	0,245	Acier inoxydable *Stainless steel*

Accessoires / *Accessories*

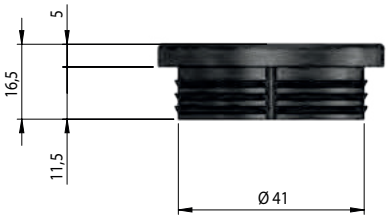



Embout pour tube de penderie à viande Ø 50.
Cap for meat hanging tube Ø50.

Référence *Reference*	Kg
801111949	0,008

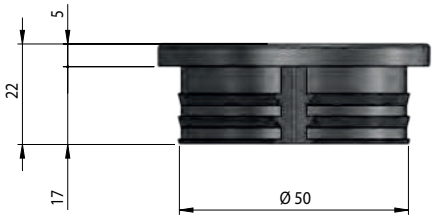



Embout pour tube de penderie à viande Ø 60.
Cap for meat hanging tube Ø60.

Référence *Reference*	Kg
801111948	0,013

OUVRANTS
OPENINGS

ARRÊTS DE PORTES / *DOOR RETAINERS*	350
ATTACHES / *FASTENERS*	174
AXES / *AXLES*	304
CHAPES / *HINGE BRACKETS*	295
CHARNIÈRES À ENCASTRER / *RECESSED HINGES*	311
CHARNIÈRES AVEC PASSAGE DE JOINT / *HINGES WITH OVER SEAL SPACE*	306
CHARNIÈRES CONTINUE / *CONTINUOUS HINGES*	327
CHARNIÈRES PLANES / *FLAT HINGES*	312
COMPOSANTS DE RIDELLES / *DROPSIDES COMPONENTS*	384
CRÉMONES À ENCASTRER / *RECESSED LOCKING GEAR KIT*	242
CRÉMONES À TRINGLE / *ROD LOCK*	229
CRÉMONES EN APPLIQUE / *EXTERNAL LOCKING GEAR*	234
CRÉMONES POUR PORTES SANS SAILLIE / *LOCKING GEAR KIT FOR FLUSH DOOR*	249
FERMETURES 1 POINT / *1 POINT LOCKING SYSTEM*	214
FERMETURES ET ACCESSOIRES / *LOCKS AND ACCESSORIES*	367
FERMETURES ET SERRURES DE CABINES / *CABIN LOCKING SYSTEMS*	222
PAUMELLES / *LIFT-OFF HINGES*	330
PENTURES / *HINGES*	288
POIGNÉES, SERRURES ET LOQUETEAUX / *HANDLES, LOCKS AND LATCHES*	179
PORTES / *DOORS*	331
RELEVEURS DE CLOISON / *LIFTING DEVICE*	422
RIDELLES / *DROPSIDES*	361
TENSION DE BÂCHES / *CURTAIN TENSIONING*	410
TRAPPES DE VENTILATION / *VENTILATION DOOR*	419

Attaches capots / *Bonnet fasteners*

POMMIER

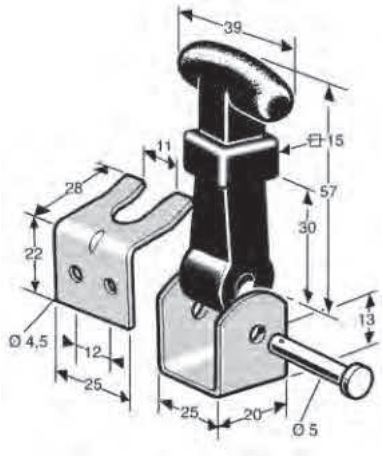

Attache capot complet zingué.
Zinc plated complete bonnet fastener.

Référence *Reference*	Kg
0936841	0,053

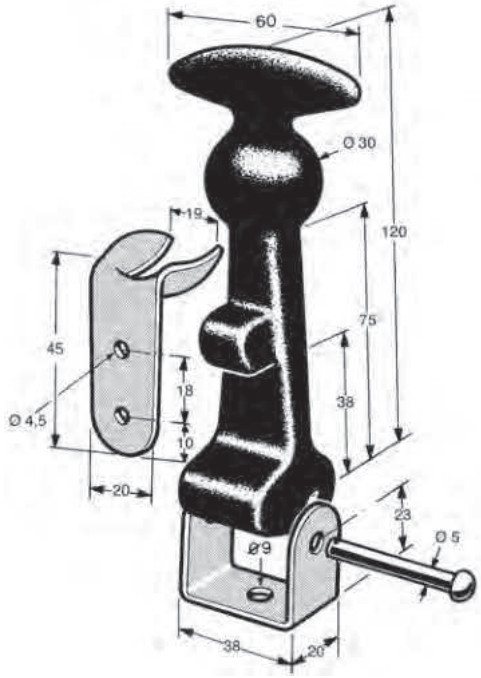

Attache capot complet zingué.
Zinc plated complete bonnet fastener.

Référence *Reference*	Kg
0903685	0,135

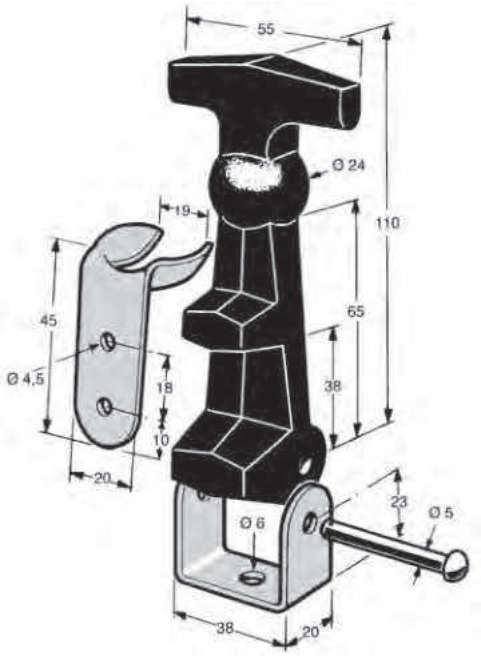

Attache capot complet.
Complete bonnet fastener.

Référence *Reference*	Kg	Finition *Finish*
0903684	0,122	Zingué *Zinc plated*
0903684IN	0,122	Inox *Stainless steel*

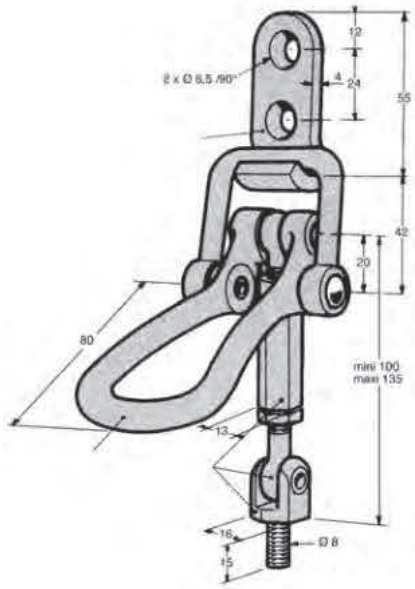

Attache capot excentrique. Crochet bronze aluminium nickelé, corp en aluminium et acier.
Bonnet fastener with cam. Nickel-plated aluminium bronze hook, aluminium and steel body.

Référence *Reference*	Kg
0937050	0,285

Grenouillères et crochets / *Toggle fasteners and hooks*



Grenouillère à condamnation, acier, anneau en inox.
Steel toggle fastener with locking cylinder and stainless steel ring.

Référence *Reference*	Kg	Pour *For*	Finition *Finish*
0944543	0,21	0944541	Acier zingué *Zinc plated*
0944543IN	0,21	0944541	Acier inoxydable *Stainless steel*

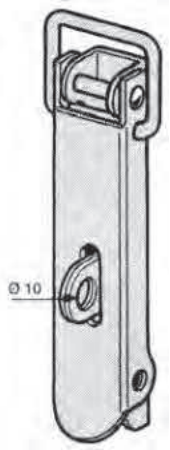

Grenouillère. Dimensions identiques au 0904454.
Toggle fastener. Identical dimensions as 0904454.

Référence *Reference*	Kg	Pour *For*
0944540	0,17	0944532 0944542 0944541

Grenouillères et crochets / *Toggle fasteners and hooks*

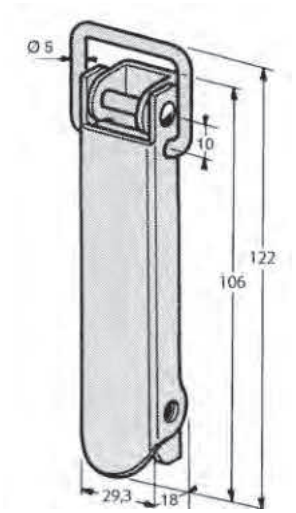

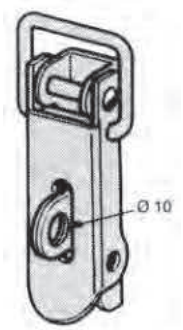

Grenouillère.
Toggle fastener.

Référence *Reference*	Kg	Pour *For*	
0904454	0,14	0944532 0944542 0944541	10

Grenouillère. Dimensions identiques au 0904453.
Toggle fastener. Identical dimensions as 0904453.

Référence *Reference*	Kg	Pour *For*	
0944530	0,11	0944522ZI 0944532	10

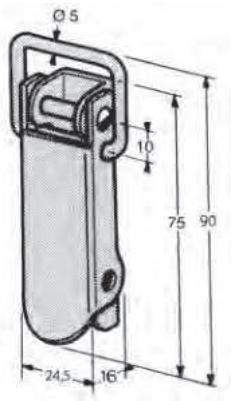

Grenouillère.
Toggle fastener.

Référence *Reference*	Kg	Pour *For*	
0904453	0,1	0944522ZI 0944532	10

Grenouillères et crochets / *Toggle fasteners and hooks*

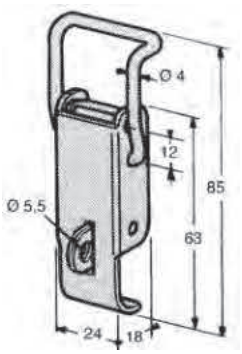

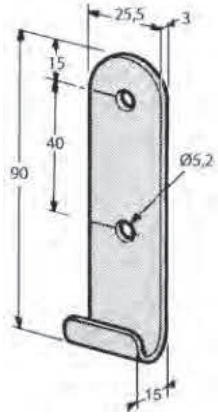

Grenouillère.
Toggle fastener.

Référence *Reference*	Kg	Pour *For*	
0944521	0,05	0944522ZI	10

Crochet droit.
Hook.

Référence *Reference*	Kg	
0944531	0,05	10

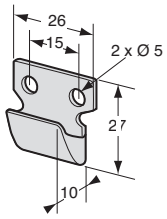

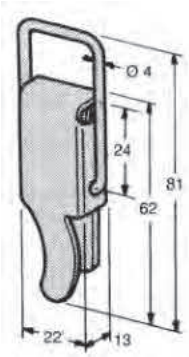

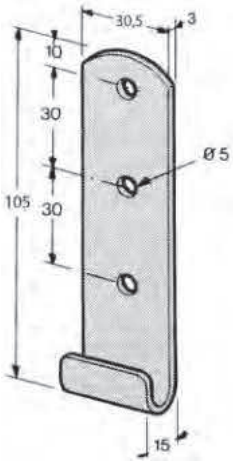

Grenouillère avec (*) ou sans crochet (**).
Steel toggle fastener with (*) or without hook (**).

Référence *Reference*	Kg	Finition *Finish*	Type *Type*	Pour *For*	
0944520IN	0,05	Inox *Stainless steel*	*		
0944520ZI	0,05	Zingué *Zinc plated*	**	0944522ZI	10

Crochet droit.
Hook.

Référence *Reference*	Kg	Pour *For*	
0944541	0,09	0944543IN 0944543	10

Grenouillères et crochets / *Toggle fasteners and hooks*

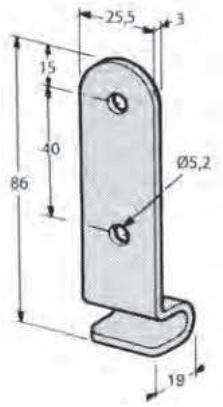

Crochet coudé.
Hook.

Référence *Reference*	Kg	Pour *For*	
0944532	0,06	0944540	10

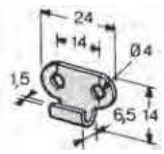

Crochet.
Hook.

Référence *Reference*	Kg	Pour *For*
0944523	0,005	0904452

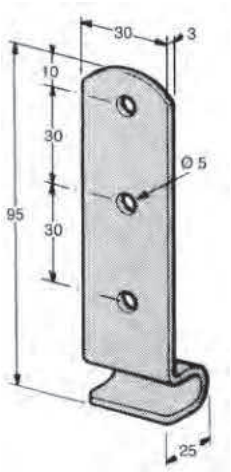

Crochet coudé.
Hook.

Référence *Reference*	Kg	Pour *For*	
0944542	0,09	0904454	20

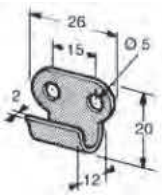

Crochet.
Hook.

Référence *Reference*	Kg	Pour *For*	
0944522ZI	0,005	0944521	10

Poignées et contrepoignées / *Handles and inner handles*

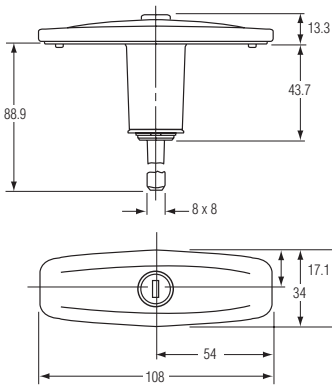

Poignée en T escamotable à condamnation à clé, acier laqué noir. Livré avec joint caoutchouc. Clés variées.
Fluch mounted pop-up T handle, black powder coated, delivred with a rubber seal. Various key.

Référence *Reference*	Kg	Rotation *Rotation*
2311738-05	0,26	90°

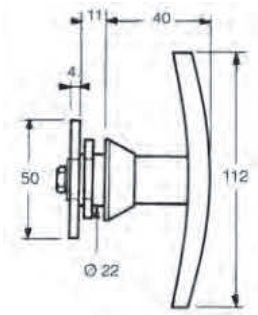

Poignée à clé zamak chromé.
Chrome plated zinc alloy locking handle.

Référence *Reference*	Kg	Rotation *Rotation*
1839962	0,23	90°

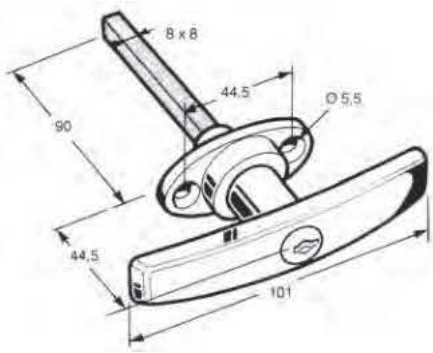

Poignée zamak chromé, à combinaisons variées (*), clés identiques (**).
Chrome plated zinc alloy locking handle, with various keys (*), same keys (**).

Référence *Reference*	Kg	Type *Type*	Rotation *Rotation*
1841101CV	0,245	*	360°
1841101MN	0,245	**	360°

Poignées et contrepoignées / *Handles and inner handles*

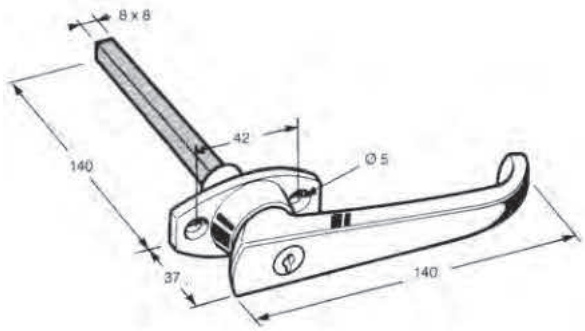

Poignée à clé zamak chromé.
Chrome plated zinc alloy locking handle.

Référence *Reference*	Kg	Rotation *Rotation*
1940011	0,38	360°

Poignées et contrepoignées / *Handles and inner handles*



Poignée chromée avec (**) ou sans verrou (*).
Chrome plated handle with (**) or without lock (*).

Référence *Reference*	Kg	Type *Type*	Rotation *Rotation*
1804002	0,295	*	180°
1804003	0,292	**	180°

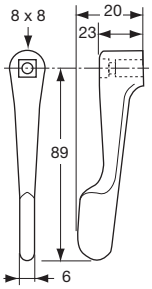

Contre-poignée laiton chromé.
Chrome plated brass inside handle.

Référence *Reference*	Kg
1840291	0,09

Poignées et contrepoignées / *Handles and inner handles*

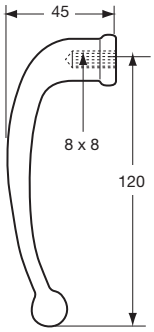

Contre-poignée à boule, zamak chromé.
Chrome plated zinc alloy inside handle.

Référence *Reference*	Kg
1804015	0,17

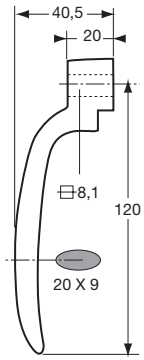

Contre-poignée zamak chromé.
Chrome plated zinc alloy inside handle.

Référence *Reference*	Kg
1804018	0,145

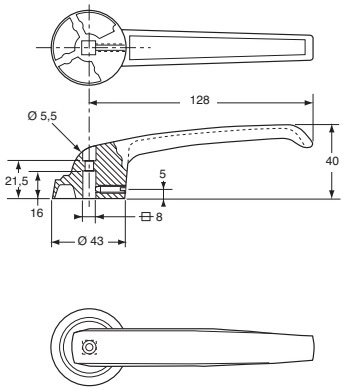

Poignée zamak époxy noir.
Black epoxy zinc alloy inside handle.

Référence *Reference*	Kg	
1804020	0,2	5

Poignées et contrepoignées / *Handles and inner handles*

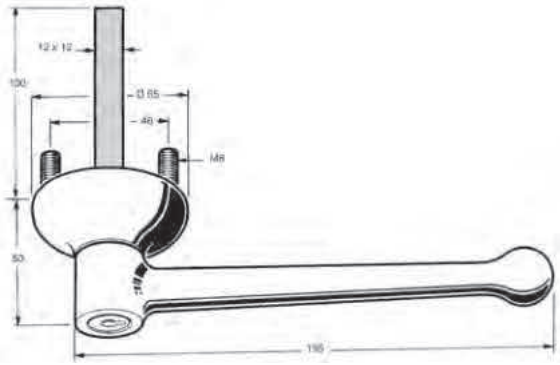

Poignée en laiton chromé à condamnation avec 2 clés combinaisons variées (*) ou identiques (***). Barillet seul (**).
Chrome plated brass locking handle with two keys various combinations (*) or identical (***). Barrel only (**).

Référence *Reference*	Kg	Pour *For*	Type *Type*
2344373	0,76		*
2344373BA	0,035	2344373	**
2344373MN	0,76		***

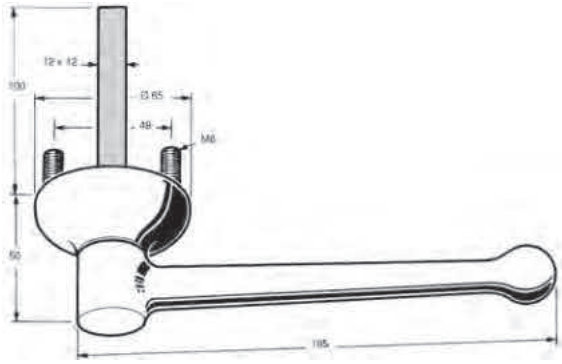

Poignée en laiton chromé sans condamnation.
Chrome plated brass non locking handle.

Référence *Reference*	Kg
2344374	0,76

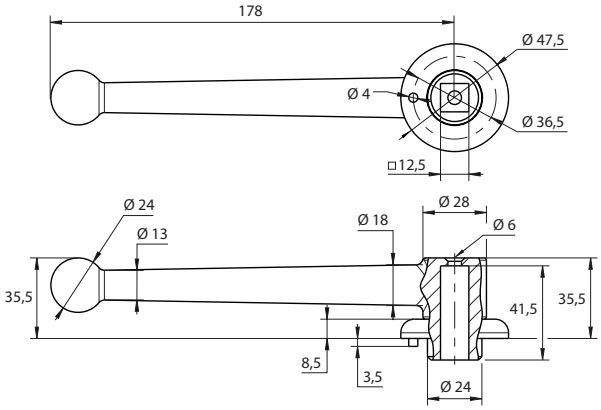

Contre-poignée en laiton chromé.
Chrome plated brass inside handle.

Référence *Reference*	Kg	Pour *For*
2344378	0,49	2344373 2344373MN

Poignées et contrepoignées / *Handles and inner handles*

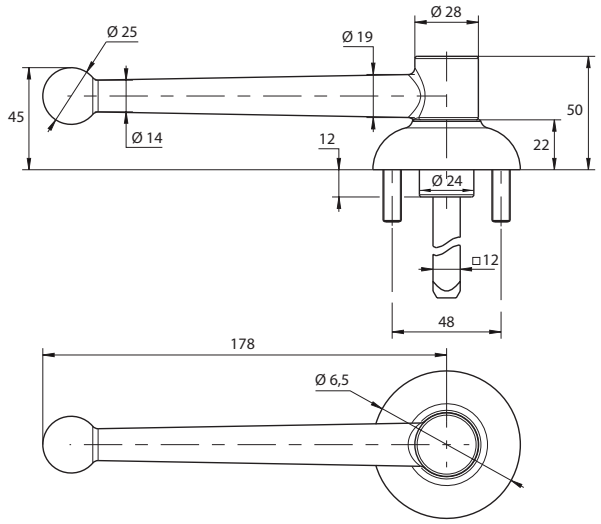

Poignée en laiton noir à condamnation avec 2 clés combinaisons variées (*) ou identiques (**).
Black lacquered brass locking handle with two keys various combinations (*) or identical (**).

Référence *Reference*	Kg	Type *Type*
2344351CV	0,76	*
2344351MN	0,76	**

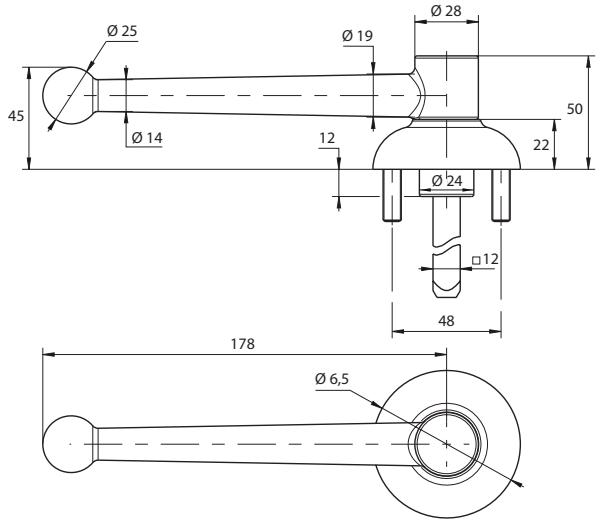

Poignée en laiton noir sans condamnation.
Black lacquered brass non locking handle.

Référence *Reference*	Kg
2344350	0,76

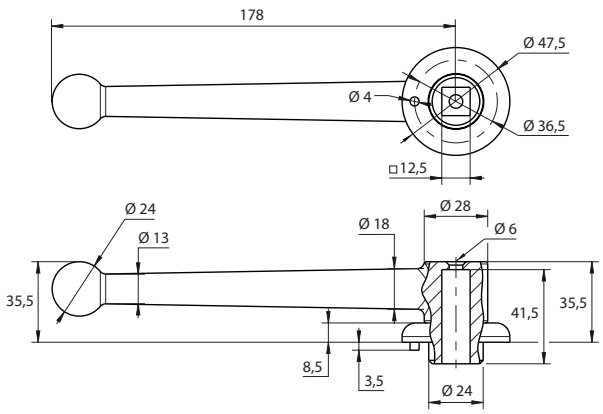

Contre-poignée laiton noir.
Black lacquered inside handle.

Référence *Reference*	Kg	Pour *For*
2344352	0,49	2344350 2344351CV 2344351MN

Poignées et contrepoignées / *Handles and inner handles*

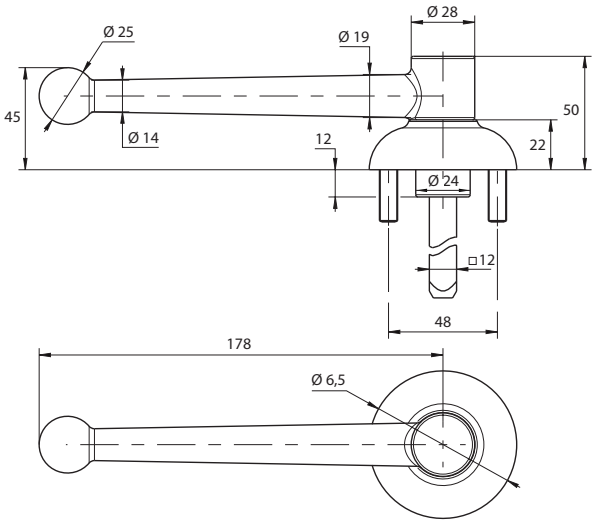

Poignée en laiton gris argent à condamnation avec 2 clés combinaisons variées.
Gray paint locking handle with two keys various combinations.

Référence *Reference*
2344361CV

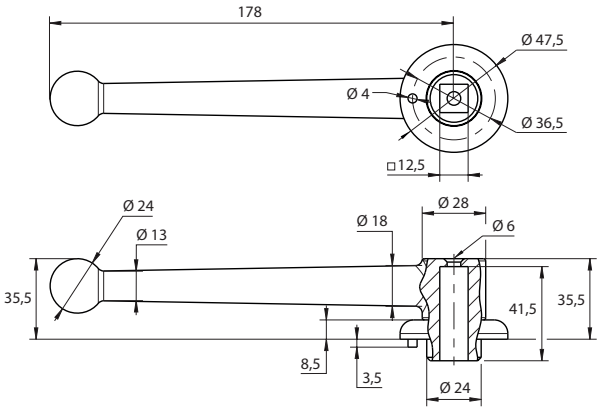

Contre-poignée en laiton gris argent.
Gray lacquered inside handle.

Référence *Reference*	Kg	Pour *For*
2344362	0,49	2344361CV

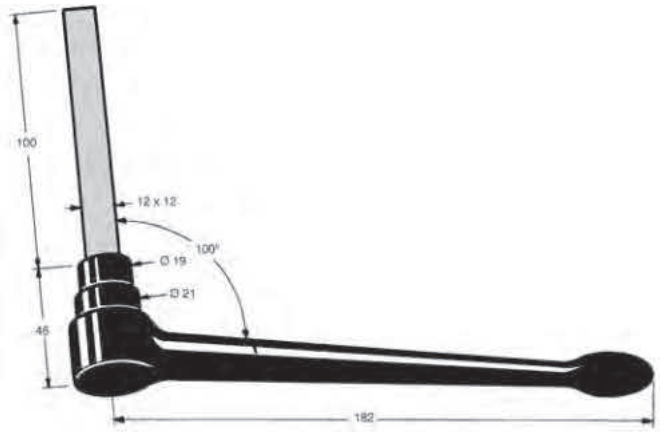

Poignée levier, laiton laqué noir.
Black enamelled handle.

Référence *Reference*	Kg
2344372	4,52

Poignées de tirage / *Pull handles*

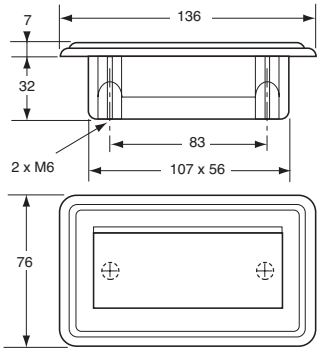

Poignée de tirage, plastique noir.
Pull handle, black plastic.

Référence *Reference*	Kg
1840145	0,1

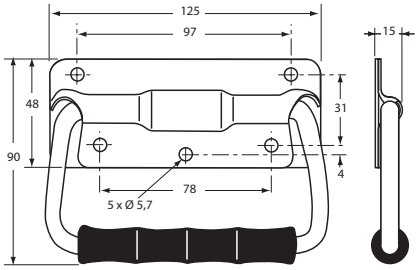

Poignée de tirage à ressort acier bichromé.
Zinc plated steel pull handle with spring.

Référence *Reference*	Kg	
1804050 S	0,25	10

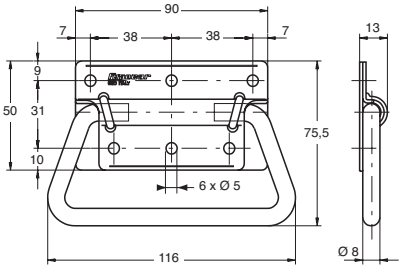

Poignée de tirage en inox, sans ressort.
Stainless steel pull handle without spring.

Référence *Reference*	Kg	
190503330	0,19	10

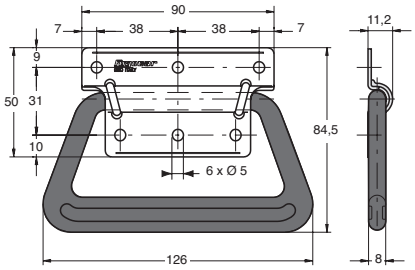

Poignée de tirage en inox avec poignée en plastique, sans ressort.
Stainless steel pull handle with plastic handle, without spring.

Référence *Reference*	Kg
190510265	0,075

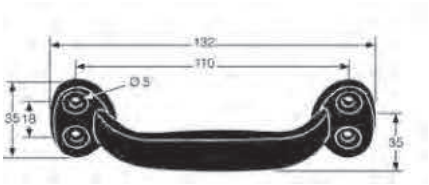

Poignée de tirage alu époxy noir.
Black epoxy aluminium pull handle.

Référence *Reference*	Kg
1804046	0,05

Poignées de tirage / *Pull handles*

Poignée de tirage alu époxy noir.
Black epoxy aluminium pull handle.

Référence *Reference*	Kg
1804048	0,07

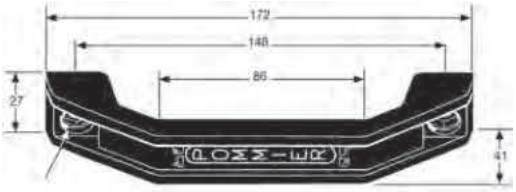

Poignée de tirage plastique noir.
Black plastic pull handle.

Référence *Reference*	Kg	
1804075	0,05	10

Poignées de maintien et montoirs / *Handrails and grab handles*

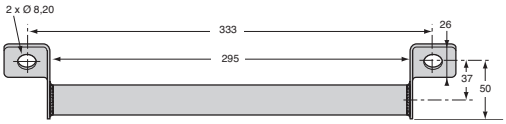

Poignée montoir en inox.
Stainless steel grab handle.

Référence *Reference*	Kg
190803323	0,38

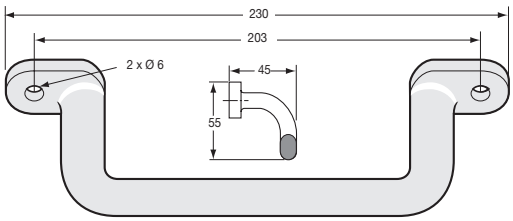

Poignée montoir.
Grab handle.

Référence *Reference*	Kg	Finition *Finish*
1940670	0,17	Aluminium epoxy noir *Black epoxy aluminium*
1940670AN	0,155	Aluminium anodisé *Anodized aluminium*

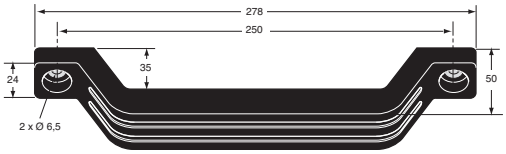

Poignée montoir en polyuréthane noir avec insert acier zingué.
Black polyurethane grab handle, with zinc plated steel core.

Référence *Reference*	Kg
190810264	0,26

Poignées de maintien et montoirs / *Handrails and grab handles*

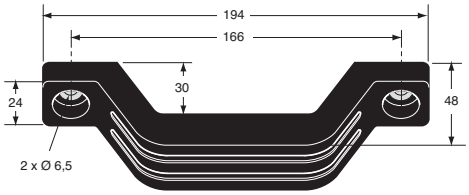

Poignée montoir en polyuréthane noir avec insert acier zingué.
Black polyurethane grab handle, with zinc plated steel core.

Référence *Reference*	Kg
190810263	0,18

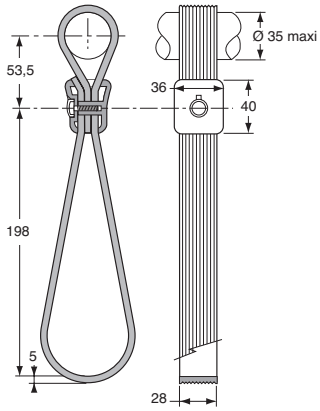

Poignée P.V.C. anthracite.
P.V.C. anthracite handle.

Référence *Reference*	Kg
1804079	0,13

Serrures à came batteuse et caches entrée / *Compartment locks and lock covers*

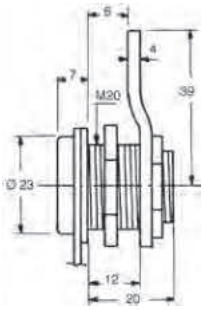

Serrure à quart de tour, avec clés n°101, serrage maxi : 6 mm.
Quarter turn lock with key number 101, max : 6 mm.

Référence *Reference*	Kg	Rotation *Rotation*
2104263CV	0,09	4GD

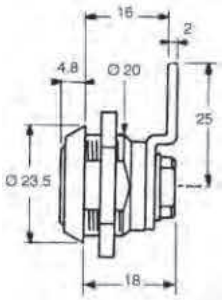

Serrure à demi-tour, même N° de clés C134-31, serrage maxi : 6 mm.
Half turn lock with same key number C134-31, max : 6 mm.

Référence *Reference*	Kg	Type *Type*	Rotation *Rotation*	
2104253MN	0,09	C134-31	2	2

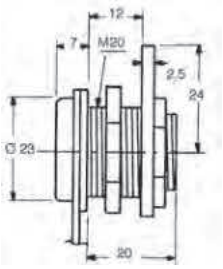

Serrure à quart de tour, N° de clés variées, serrage maxi : 6 mm.
Quarter turn lock with various key combinations max : 6 mm.

Référence *Reference*	Kg	Rotation *Rotation*
2104261CV	0,075	4GD

Serrures à came batteuse et caches entrée / *Compartment locks and lock covers*

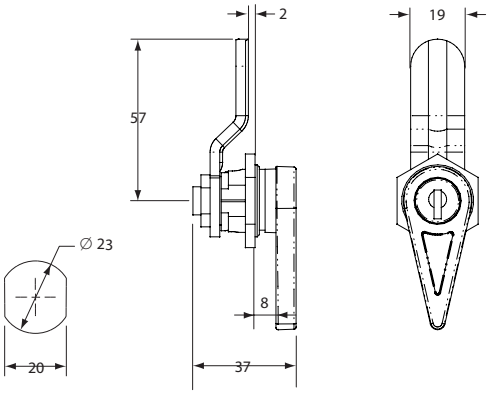

Serrure de compartiment.
Light duty compartment latch.

Référence *Reference*	Kg
2312043-01	0,118

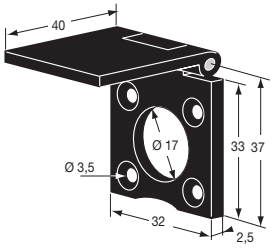

Cache entrées aluminium époxy noir.
Black epoxy aluminium escutcheon.

Référence *Reference*	Kg
1804060	0,02

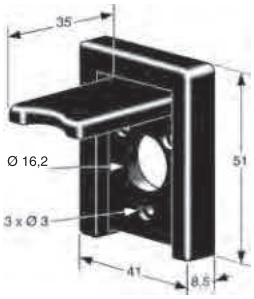

Cache entrées plastique noir avec axe et ressort inox.
Black plastic cover with stainless steel pin and spring.

Référence *Reference*	Kg
1904063	0,02

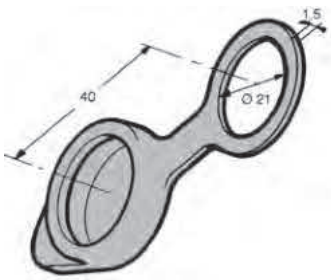

Capuchon seul, polyéthylène gris.
Grey polyethylene cap only.

Référence *Reference*	Kg	Pour *For*	
2104262	0,003	2104261CV 2104263CV	10

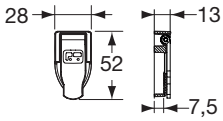

Cache barillet plastique à ressort pour barillet type européen.
Plastic lock cover for european barrels.

Référence *Reference*	Kg
1904064	0,010

Loqueteaux et clés / *Locks and keys*

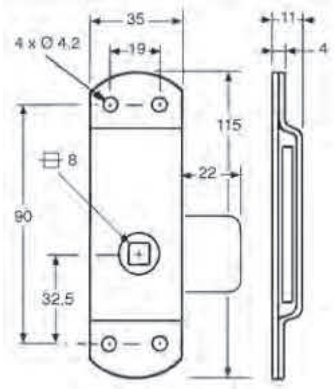

Loqueteau. Le visuel représente le côté droit.
Latch. The image represents the righthand side.

Référence *Reference*	Kg	Côté *Hand*	Finition *Finish*
2104325DR	0,18	Droit (e) *Right*	Zingué bichromaté *Zinc plated*
2104325GA	0,18	Gauche *Left*	Zingué bichromaté *Zinc plated*
2104325ID	0,18	Droit (e) *Right*	Inox *Stainless steel*
2104325IG	0,18	Gauche *Left*	Inox *Stainless steel*

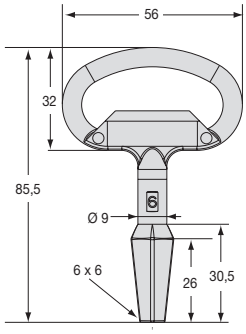

Clé acier zingué.
Zinc plated steel key.

Référence *Reference*	Kg	
2104333	0,05	10

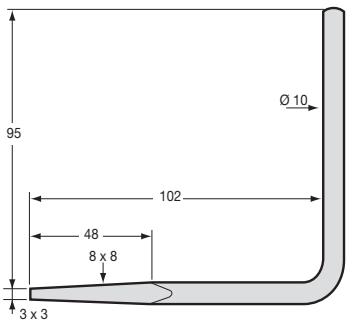

Clé acier zingué.
Zinc plated steel key.

Référence *Reference*	Kg	
2143321	0,11	10

Loqueteaux et clés / *Locks and keys*

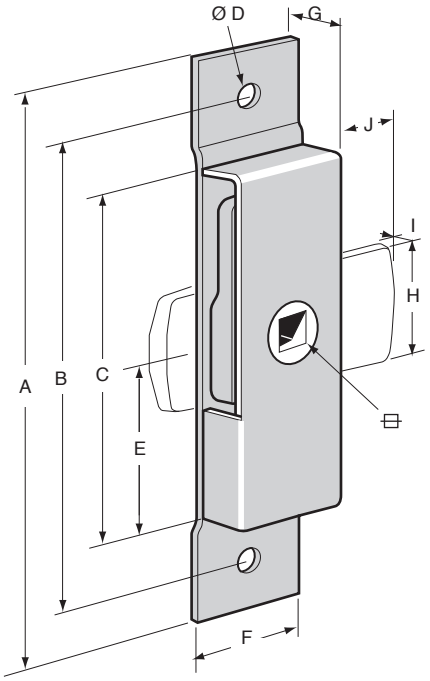

Loqueteau.
Latch.

Référence *Reference*	Kg	A (mm)	B (mm)	C (mm)	Ø D (mm)	E (mm)	F (mm)	G (mm)	H (mm)	⊟ (mm)	I (mm)	J (mm)	Finition *Finish*	
2143281	0,085	105	86	66	5	37	19	11	17	8	5	16	Zingué bichromaté *Zinc plated*	10
2143281IN	0,085	105	86	66	5	37	19	11	17	8	5	16	Inox *Stainless steel*	
2143282	0,17	125	102	77	5	39	28	13	25	8	6	18	Zingué bichromaté *Zinc plated*	10
2143282IN	0,17	125	102	77	5	39	28	13	25	8	6	18	Inox *Stainless steel*	
2143283	0,15	115	94	71	5	38	22	11	21	8	5	16	Zingué bichromaté *Zinc plated*	20

Serrures de coffres / *Paddle locks*

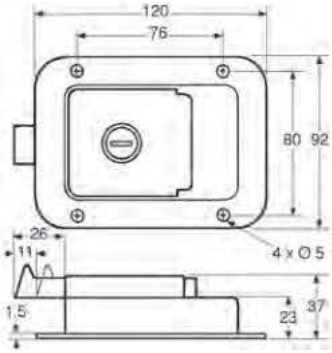

Serrure de coffre, condamnation à clé, pène en aluminium.
Paddle handle, locking, aluminium bolt.

Référence *Reference*	Kg	Type *Type*	Finition Finish
027503830 A	0,44	CH-501	Acier inoxydable *Stainless steel*
027503830 C	0,44	CH-503	Acier inoxydable *Stainless steel*
027510444	0,435	-	Acier zingué *Zinc plated*

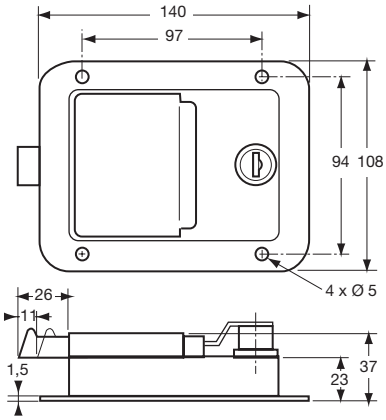

Serrure de coffre en inox, condamnation à clé, pène en aluminium.
Paddle handle, locking, zinc plated steel bolt.

Référence *Reference*	Kg	Type *Type*	Finition Finish
027503832 A	0,53	CH-501	Inox *Stainless steel*
027503832 B	0,53	CH-502	Inox *Stainless steel*

Serrures de coffres / *Paddle locks*

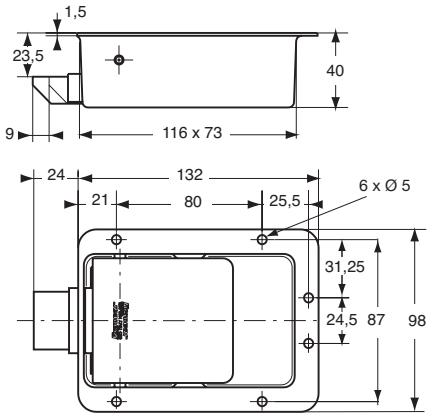

Serrure de coffre inox avec gâche. Version standard (*) ou avec verrou à clé (**) N° G3195.
Stainless steel paddle handle, with keeper. Standard version (*) or with key lock (**) N° G3195.

Référence *Reference*	Kg	Type *Type*	
027503130	0,57	*	8
027503140	0,57	**	8

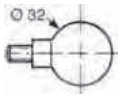

Poignée pour décondamnation intérieure pour serrure 027503832.
Stainless steel keeper for 027503832 lock.

Référence *Reference*	Kg
027503833	0,03

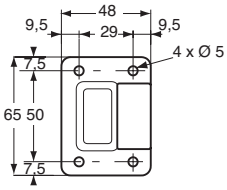

Gâche inox pour serrures 027503130 / 03140.
Stainless steel keeper for 027503130/03140 locks.

Référence *Reference*	Kg
S20313004	0,12

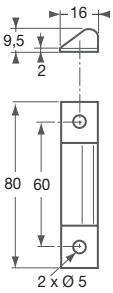

Gâche inox pour serrures 027503830 / 03832.
Stainless steel keeper for 027503830/03832 locks.

Référence *Reference*	Kg
S10313010	0,04

Serrures de coffres / *Paddle locks*

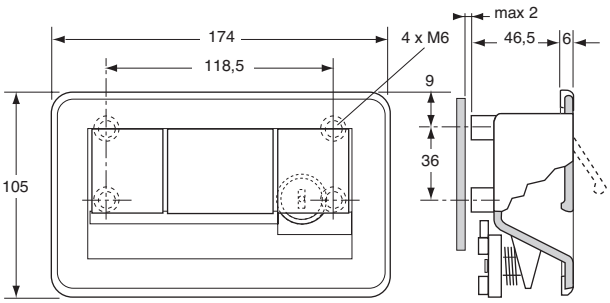

Serrure de coffre en polyamide noir et barillet, livrée non montée. Clés variées.
Locking handle in black polyamid with locking cylinder, delivred not assembled. Various key combinations.

Référence *Reference*	Kg
2141210	0,25

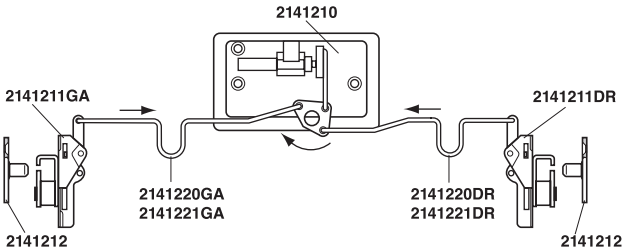

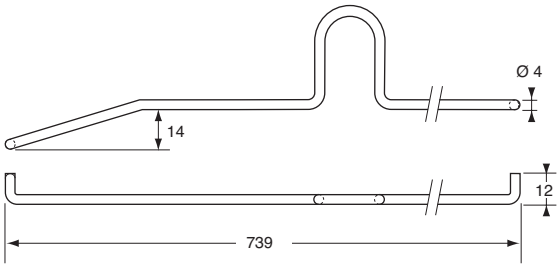

Tringle inox.
Stainless steel bar.

Référence *Reference*	Kg	Longueur *Length*	Côté *Hand*
2141220DR	0,09	739 mm	Droit (e) *Right*

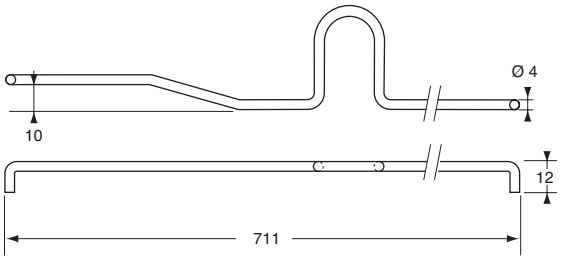

Tringle inox.
Stainless steel bar.

Référence *Reference*	Kg	Longueur *Length*	Côté *Hand*
2141220GA	0,079	711 mm	Gauche *Left*

Serrures de coffres / *Paddle locks*

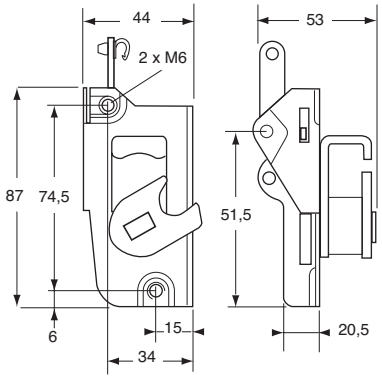

Serrure à crochet zinguée. Le visuel représente le côté droit.
Zinc plated lock with hook. The image represents the righthand side.

Référence *Reference*	Kg	Côté *Hand*
2141211DR	0,35	Droit (e) *Right*
2141211GA	0,35	Gauche *Left*

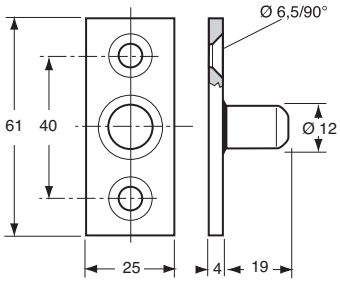

Gâche acier zinguée.
Zinc plated steel keeper.

Référence *Reference*	Kg	
2141212	0,1	10

Serrures de coffres / *Paddle locks*

POMMIER

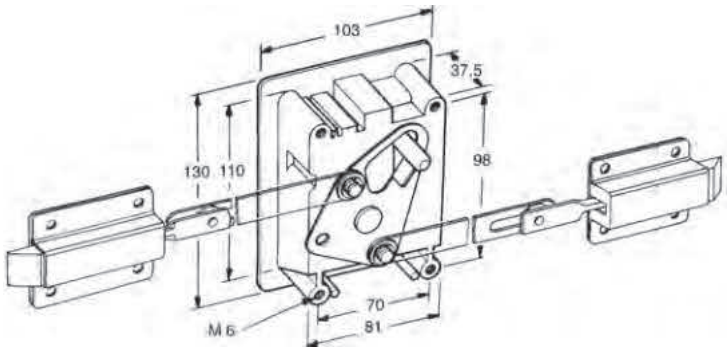

Serrure de coffre à palette, condamnation à clé, combinaisons variées (*) ou identiques N°13331 (**), avec joint caoutchouc, zamak époxy noir mat, sans tringles ni loqueteaux.
Paddle handle lock, key operated, various combination (*) or identical N°13331 (**), with rubber gasket, black epoxy zinc alloy, without bars and end slams.

Référence *Reference*	Kg	Type *Type*
2141200	0,685	*
2141200MN	0,685	**

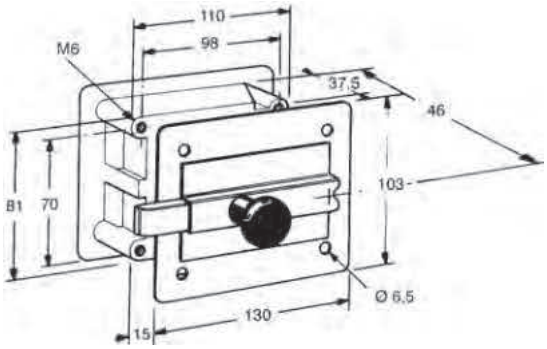

Serrure à condamnation à clé, combinaisons variées (*) ou identiques N°13331 (**), avec joint caoutchouc zamak époxy noir mat, contre-plaque et pène en acier zingué.
Key operated lock, various combination (*) or identical N°13331 (**), with rubber gasket, black epoxy zinc alloy, zinc plated rear plate and cam.

Référence *Reference*	Kg	Type *Type*
2141201	1,135	*
2141201MN	1,135	**

Serrures de coffres / *Paddle locks*

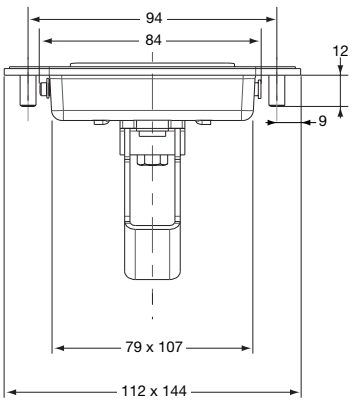

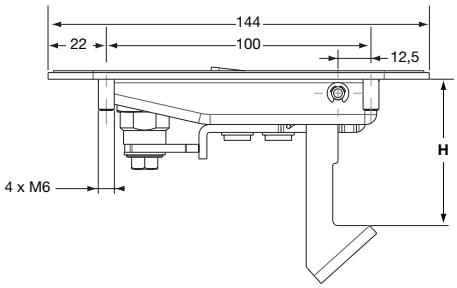

Serrure à palette, à condamnation à clé 10 combinaisons, avec joint caoutchouc, acier cataphorèse et peinture noire.
Couple de serrage 10 Nm.
Paddle handle lock, lockable, 10 combination, with rubber gasket, black electrophoretic coated steel. Tightening torque 10 Nm.

Référence *Reference*	Kg	H (mm)
2141238	0,47	30.5
2141239	0,47	55

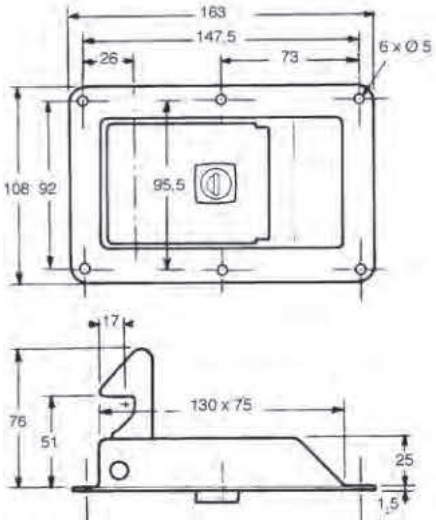

Serrure à palette à condamnation à clé, acier époxy noir mat, crochet acier forgé zingué bichromaté.
Key operated bonnet lock, black epoxy steel, bichromated forged steel hook.

Référence *Reference*	Kg	Type *Type*
2141203	0,65	706

Serrures de coffres / *Paddle locks*

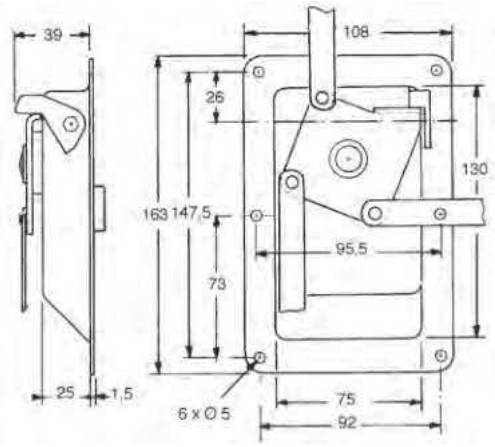

Serrure de coffre à palette, condamnation à clé, acier époxy noir mat, pour tringlerie 3 points.
Paddle handle lock, key operated,black epoxy steel, for 3 way rods.

Référence *Reference*	Kg
2141204	0,69

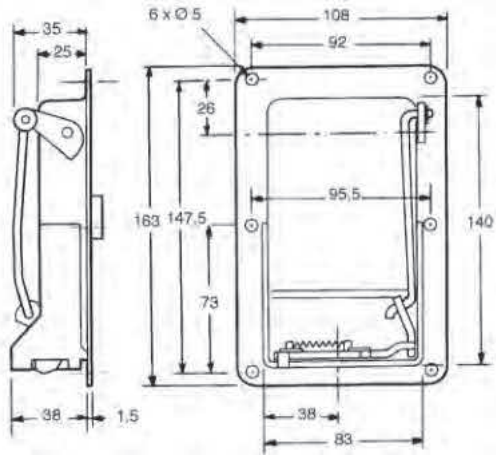

Serrure de coffre à palette, condamnation à clé, sans gâche, acier époxy noir mat.
Paddle handle lock, key operated black epoxy steel.

Référence *Reference*	Kg
2141205	0,775

Joint caoutchouc pour 2141203, 2141204 et 2141205.
Rubber gasket for 2141203 2141204 and 2141205.

Référence *Reference*	Kg
2141203J0	0,005

Serrures de coffres / *Paddle locks*

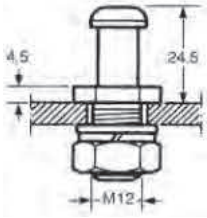

Gâche acier zingué pour serrure 2141205 / 2141199.
Zinc plated steel keeper for lock 2141205 / 2141199.

Référence *Reference*	Kg	Ø	Pour *For*
2141205GA	0,07	10	2141205 2141199DR 2141199GA

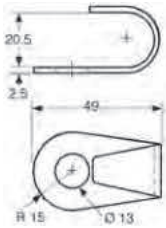

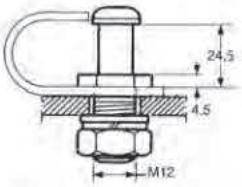

Protecteur de doigt, acier.
Steel guard.

Référence *Reference*	Kg
2141205PR	0,03



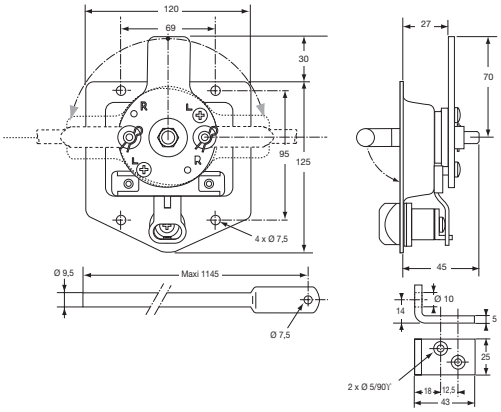

Serrure de coffre en inox, condamnation à clé, combinaisons variées (*) ou identique (**) mécanisme de fermeture 3 points en acier zingué avec joint en caoutchouc.
Stainless steel paddle lock, key operated, various combinations (*) or identical (**), zinc plated steel 3 points locked system, with rubber gasket.

Référence *Reference*	Kg	Type *Type*
2141218	1,98	*
2141218MN	1,98	**

Serrures de coffres / *Paddle locks*

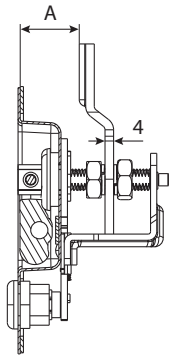

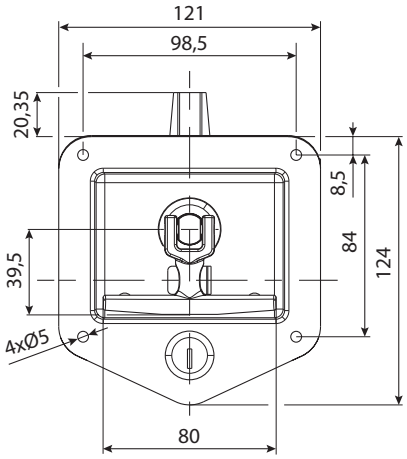

Serrure de coffre en inox, condamnation à clé, mécanisme en acier zingué. Livré avec clés de même numéro.
Stainless steel paddle lock, key operated zinc plated steel locked system. Same key number.

Référence *Reference*	Kg	A. min (mm)	A. max (mm)
2141310	0,565	19	35
2141311	0,565	35	51

Serrures à tringlerie / *Locking gear*

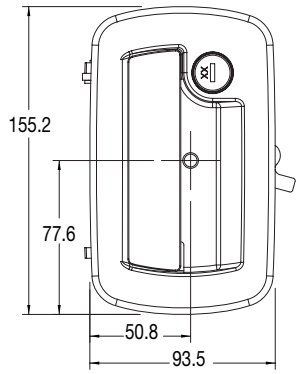

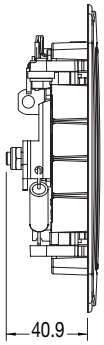

Serrure à palette deux points à condamnation à clé, acier laqué noir. Livré avec joint caoutchouc. S'utilise avec serrure rotative double. 2314498-01/ 2314499-01/ 2318610-01/ 2318611-01 et poignée de commande interne 2323016-02 / 2323015-02. Le visuel représente le côté gauche.
Black powder coated 2 point paddle handle. Right hand barrel. Delivered with a rubber seal for use with double rotor latch 2314498-01/2314499-01/2318610-01/2318611-01 and internal release 2323016-02 / 2323015-02. The image represents the lefthand side.

Référence *Reference*	Kg	Côté *Hand*
2320599-05	0,72	Droit (e) *Right*
2322672-03	0,72	Gauche *Left*

Serrures rotatives et accessoires / *Rotor latches and accessories*



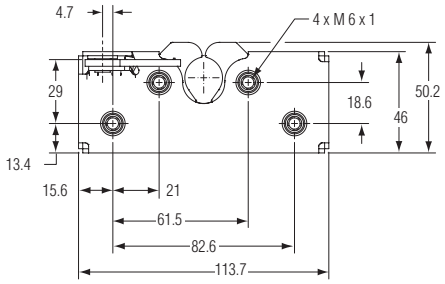

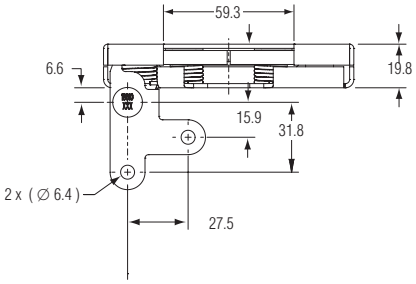

Serrure rotative double à 2 positions de verrouillage, s'utilise avec pêne Ø 17,15 mm 2311111-16. Le visuel représente le côté gauche.
Double rotor latch 2 locking position, for use with Ø 17,15 mm bolt 2311111-16. The image represents the lefthand side.

Référence *Reference*	Kg	Côté *Hand*
2318610-01	0,361	Gauche *Left*
2318611-01	0,361	Droit (e) *Right*

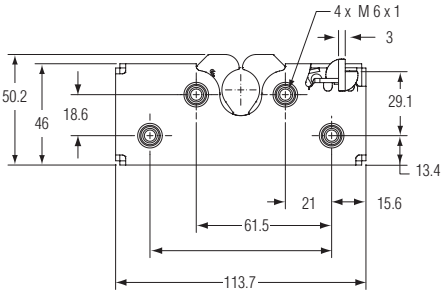

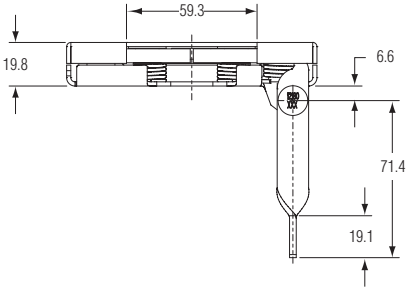

Serrure rotative double à 2 positions de verrouillage. S'utilise avec pêne Ø 17,15 mm 2311111-16. Le visuel représente le côté gauche.
Left hand double rotor latch 2 locking positions. To use with Ø 17,15 mm bolt 2311111-16. The image represents the lefthand side.

Référence *Reference*	Kg	Côté *Hand*
2312180-16	0,362	Gauche *Left*
2312181-16	0,362	Droit (e) *Right*

Serrures rotatives et accessoires / *Rotor latches and accessories*

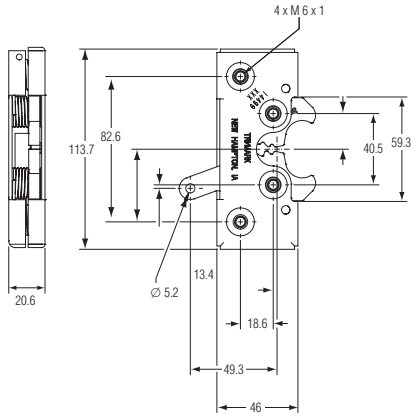

Serrure rotative double à 2 positions de verrouillage. S'utilise avec pêne Ø 17,15 mm 2311111-16. Le visuel représente le côté gauche.
Double rotor latch 2 locking position, left hand for use with Ø 17,15 mm bolt 2311111-16. The image represents the lefthand side.

Référence *Reference*	Kg	Côté *Hand*
2314498-01	0,361	Gauche *Left*
2314499-01	0,361	Droit (e) *Right*

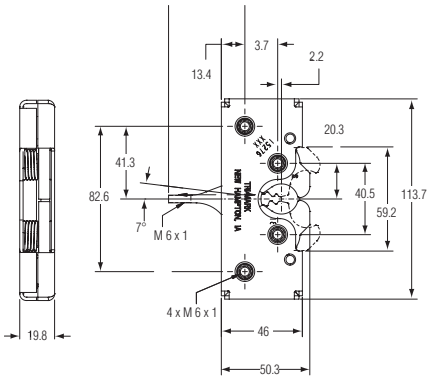

Serrure rotative double à 2 positions de verrouillage, s'utilise avec pêne Ø 17,15 mm 2311111-16.
Double rotor latch 2 locking position, for use with Ø 17,15 mm bolt 2311111-16.

Référence *Reference*	Kg
2315276-01	0,331

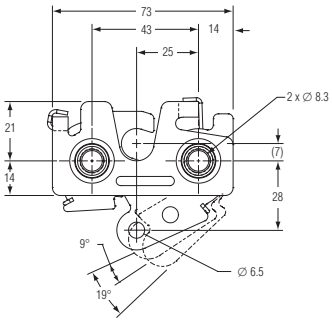

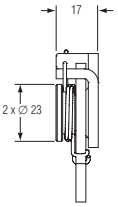

Serrure de capot double position, s'utilise avec pêne de 12 mm.
2 positions latch, for use with 12 mm bolt.

Référence *Reference*	Kg
2319244-01	0,178

Serrures rotatives et accessoires / *Rotor latches and accessories*

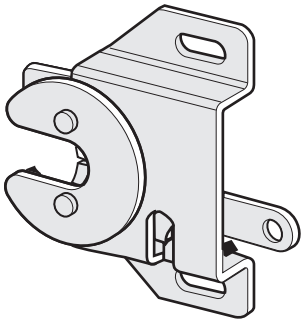

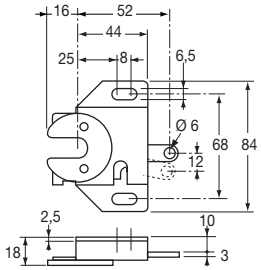

Serrure acier zingué passivé. Le visuel représente le côté gauche.
Passivated zinc plated steel lock. The image represents the lefthand side.

Référence *Reference*	Kg	Côté *Hand*
2141990DR	0,165	Droit (e) *Right*
2141990GA	0,165	Gauche *Left*

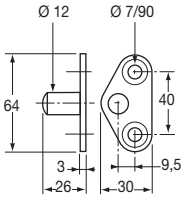

Gâche acier zingué passivé.
Passivated zinc plated steel keeper.

Référence *Reference*	Kg
2141991	0,065

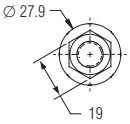

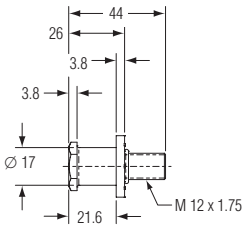

Pêne Ø 17,15 mm.
Ø 17,15 mm bolt.

Référence *Reference*	Kg	Ø
2311111-16	0,076	17

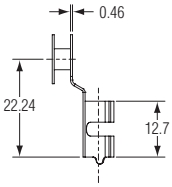

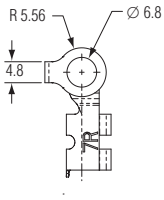

Clip.
Clip.

Référence *Reference*	Kg	Côté *Hand*
2380801	0,005	Droit (e) *Right*
2380802	0,005	Gauche *Left*

Loqueteaux à ressort / *Spring locks*

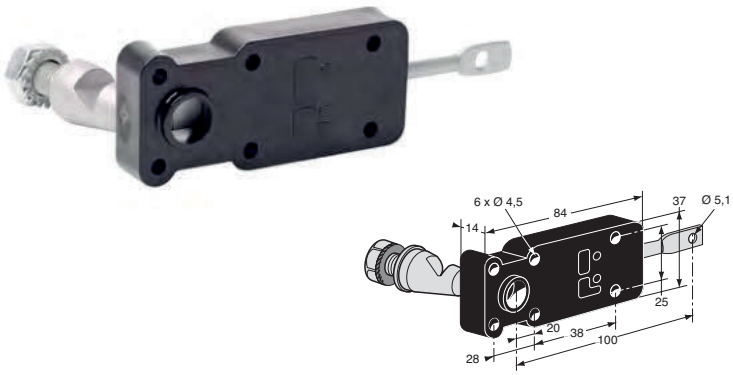

Support de loqueteau delrin et cône gâche acier geomet.
Slam latch bracket delrin and geomet steel keeper cone.

Référence *Reference*	Kg
2243372	0,125



Support de loqueteau delrin et cône gâche acier geomet.
Slam latch bracket delrin and geomet steel keeper cone.

Référence *Reference*	Kg
2243370	0,125

Loqueteaux à ressort / *Spring locks*

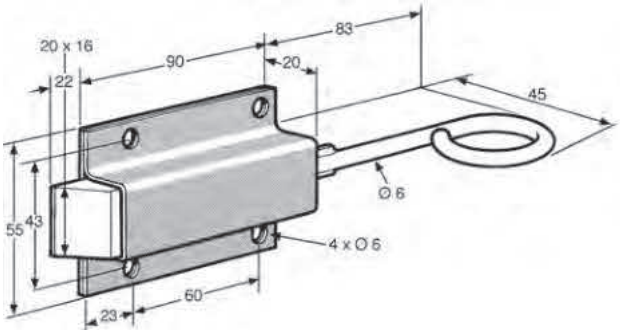

Loqueteau zingué fer passivé.
Passivated galvanized steel.

Référence *Reference*	Kg
2243330	0,325

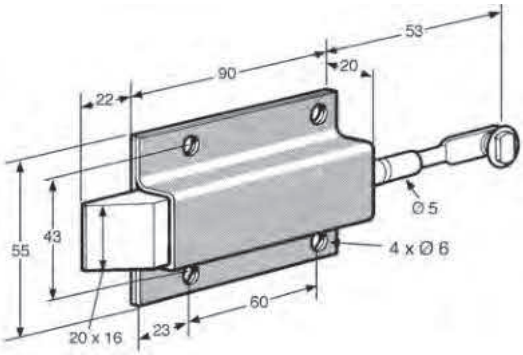

Loqueteau zingué.
Zinc plated latch.

Référence *Reference*	Kg
2243350	0,33

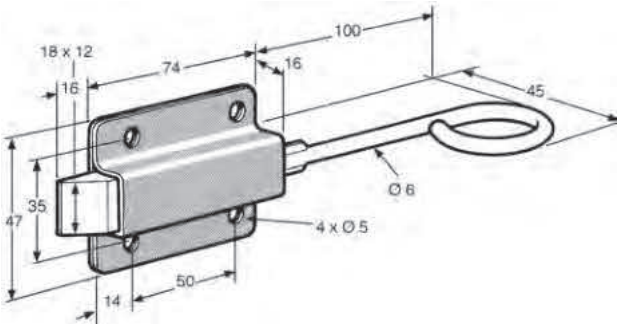

Loqueteau zingué.
Zinc plated latch.

Référence *Reference*	Kg
2243340	0,21

Loqueteaux à ressort / *Spring locks*

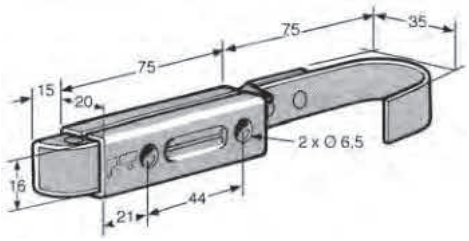

Loqueteau zingué.
Zinc plated latch.

Référence *Reference*	Kg
2243541	0,17

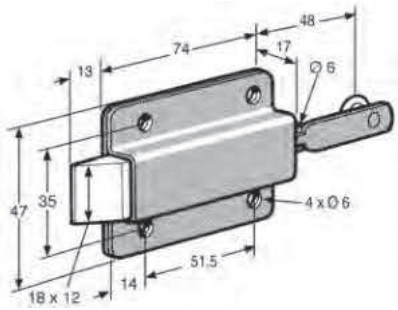

Loqueteau zingué.
Zinc plated latch.

Référence *Reference*	Kg	
2243360	0,19	10

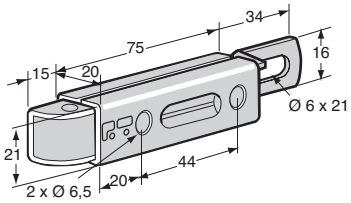

Loqueteau.
Steel latch.

Référence *Reference*	Kg	Finition *Finish*
2204354IN	0,16	Inox *Stainless steel*
2204354ZI	0,16	Zingué *Zinc plated*

Loqueteaux à ressort / *Spring locks*

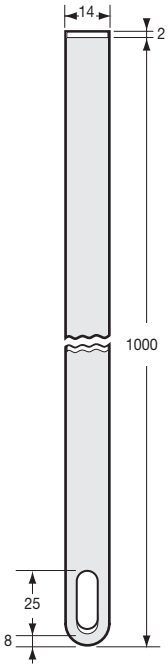

Tringle à oeil, acier zingué.
Zinc plated steel rod.

Référence *Reference*	Kg	
2243361	0,22	10

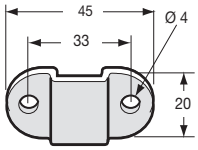

Guide pour tringle, acier zingué bichromaté.
Bearing bracket, yellow zinc plated steel.

Référence *Reference*	Kg	
2243363	0,015	20

Verrous / *Spring bolts*

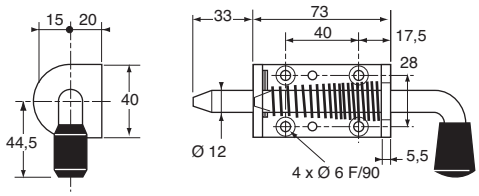

Verrou avec arrêtoir, acier zingué.
Zinc plated steel spring bolt with retaining mechanism.

Référence *Reference*	Kg
0844888	0,34

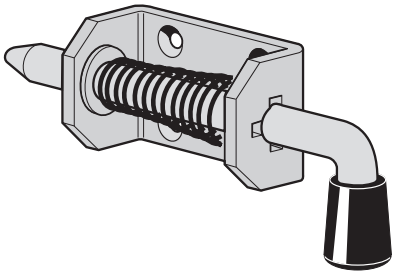

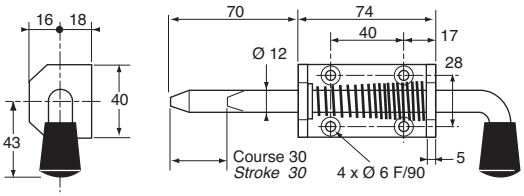

Verrou avec arrêtoir, acier zingué.
Zinc plated steel spring bolt with retaining mechanism.

Référence *Reference*	Kg	
0844889	0,374	10

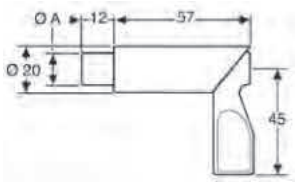

Verrou acier zingué.
Zinc plated steel bolt.

Référence *Reference*	Kg	Ø A
0844900	0,16	14
0844901	0,16	10
0844909	0,16	12

Verrous / *Spring bolts*

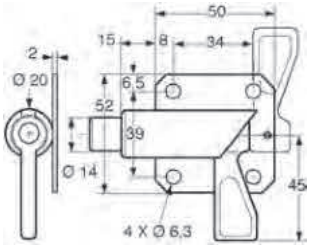

Verrou acier zingué à platine.
Zinc plated steel bolt.

Référence *Reference*	Kg	Côté *Hand*
0844915DR	0,18	Droit (e) *Right*
0844915GA	0,18	Gauche *Left*

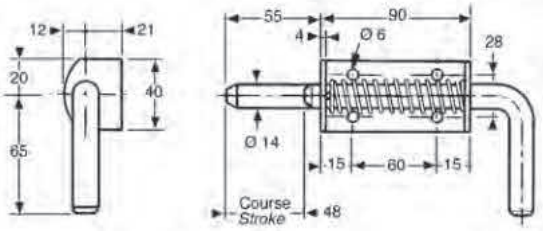

Verrou sans arrêtoir, acier zingué.
Zinc plated steel spring bolt.

Référence *Reference*	Kg
0844898	0,44

Verrou avec arrêtoir.
Spring bolt with retaining mechanism.

Référence *Reference*	Kg	Finition *Finish*
0844899	0,44	Zingué *Zinc plated*
0844902	0,44	Inox *Stainless steel*

Verrous / *Spring bolts*

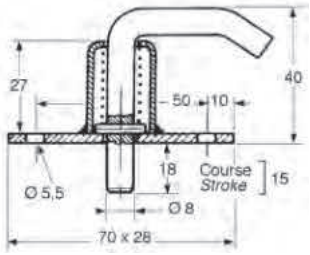

Verrou de bétaillère, acier cataphorèse.
Cataphorese steel spring bolt for cattle-box.

Référence *Reference*	Kg
0844897C	0,1

Serrure de sûreté / *Safety lock*

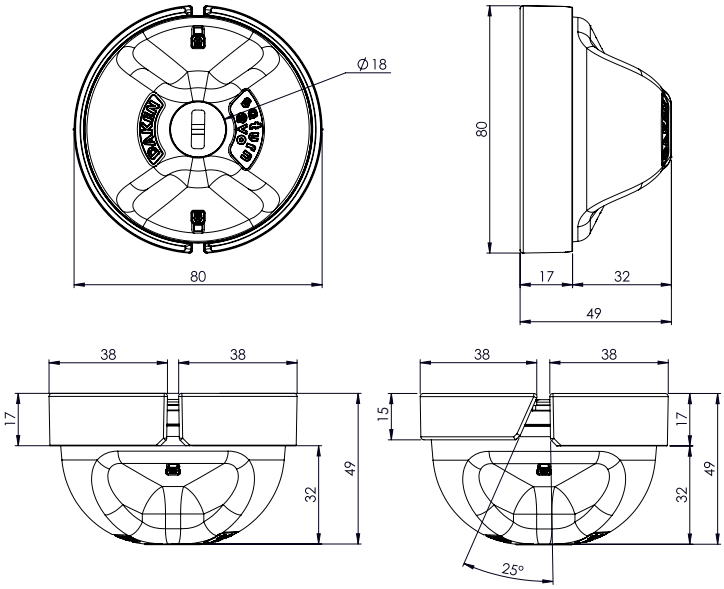

SATURN EVO

Serrures de sureté, carton de 2 boules de même numéro de clé.
Security lock, box of 2 balls of the same key number.

Référence *Reference*	Kg
2141410	0,77

Serrures à compression / *Compression latch*

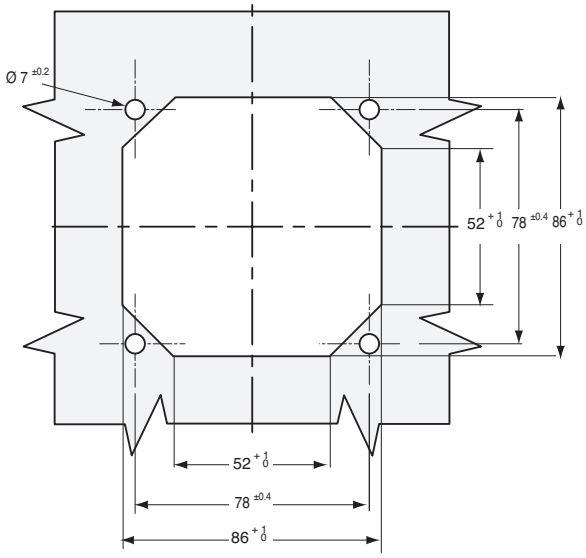

Serrure à compression, avec condamnation à clé identique (*) ou sans (**), en acier cataphorèse et peinture époxy noir. Livrée avec visserie pour fixation serrure et came (came non fournie).
Lockable compression latch, with locking barrel identical (*) or without locking barrel (**), black cationic painting. Delivered with screw set for studs and cam (cam not included).

Référence *Reference*	Kg	Type *Type*
2141230	0,705	*
2141231	0,685	**

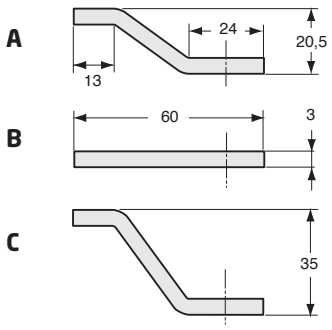

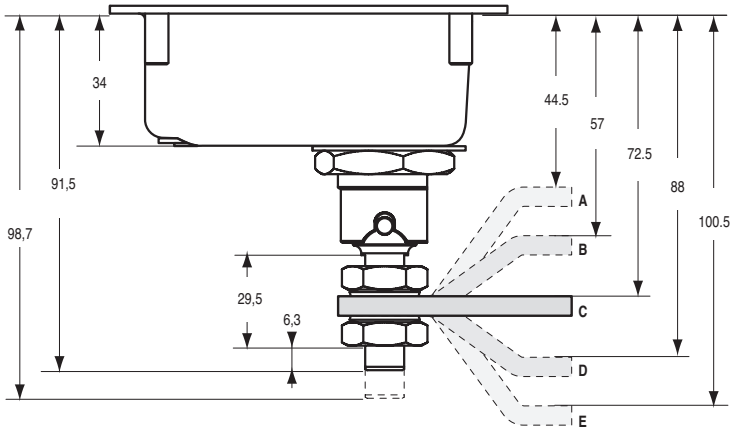

Came acier zingué.
Flat cam, zinc plated steel.

Référence *Reference*	Kg	A. min (mm)	A. max (mm)	B. min (mm)	B. max (mm)	C. min (mm)	C. max (mm)	D. min (mm)	D. max (mm)	E. min (mm)	E. max (mm)	Type *Type*
2141235	0,045			54,5	63,5			85,5	94,5			A
2141234	0,045					70	79					B
2141236	0,045	42	51							98	107	C

Serrures pour porte coulissante / *Sliding door locks*

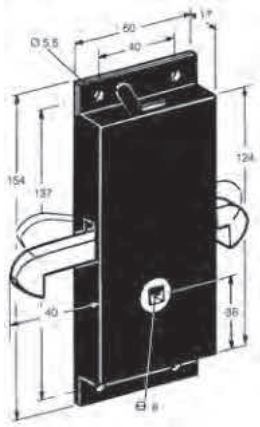

Serrure de porte à coulisse, condamnation intérieure avec doigt d'accrochage pour position ouverte, acier laqué noir. Le visuel représente le côté gauche.
Black enamalled steel sliding door lock, with locking bar. The image represents the lefthand side.

Référence *Reference*	Kg	Côté *Hand*
2141995DR	0,7	Droit *Right*
2141995GA	0,7	Gauche *Left*

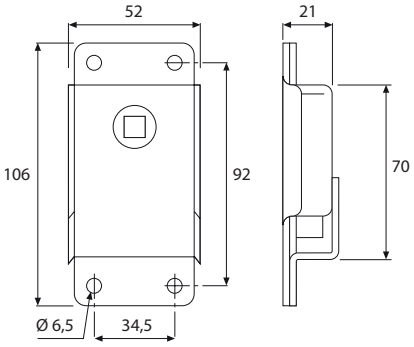

Serrure de porte coulissante sans condamnation, acier zingué.
Zinc plated steel sliding door lock, without locking bar.

Référence *Reference*	Kg
2142000	0,355

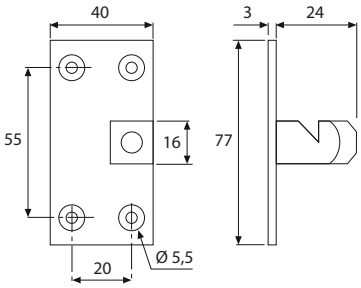

Gâche acier zingué. Le visuel représente le côté gauche.
Zinc plated steel keeper. The image represents the lefthand side.

Référence *Reference*	Kg	Côté *Hand*
2142001DR	0,11	Droit *Right*
2142001GA	0,11	Gauche *Left*

Fermeture 1 point / *1 point locking system*

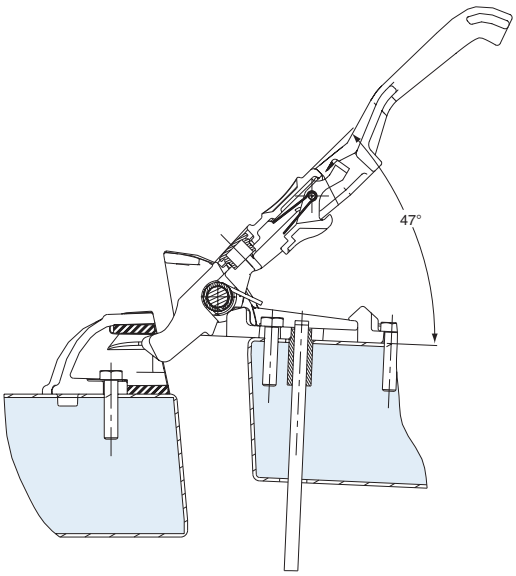

Fermeture un point sans barillet aluminium epoxy gris avec gâche. Poussoir de décondamnation intérieur 2344308PT (non fourni).
Single point lock, grey epoxy aluminium with catch, without barrel. Interior opening trigger 2344308PT (not included).

Référence *Reference*	Kg
2344540	1,09

Poussoir téflon de décondamnation intérieur.
Interior opening teflon tigger.

Référence *Reference*	Kg
2344308PT	0,025

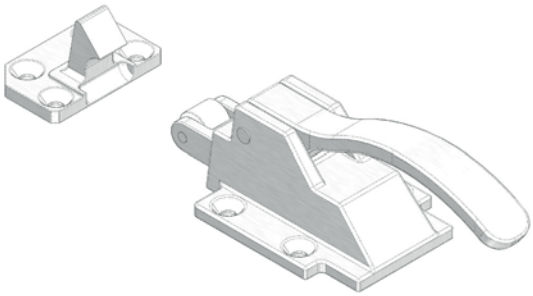

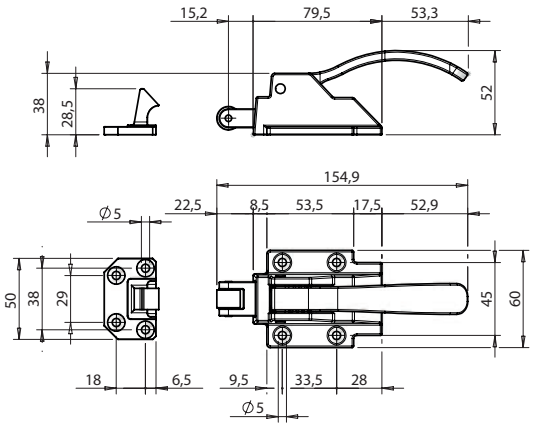

Fermeture de coffres à déverouillage par levier, avec gâche.
External lock with rounded lever and striker.

Référence *Reference*	Kg
027704110	0,500

Fermeture 1 point / *1 point locking system*



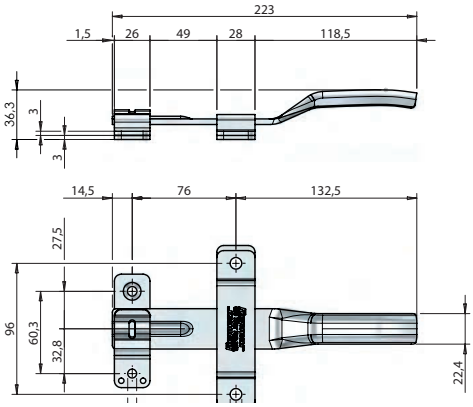

Serrure de coffre en inox.
Stainless steel handle.

Référence *Reference*	Kg
027703160	0,465

Fermeture 1 point à claquer / *1 point slam lock*

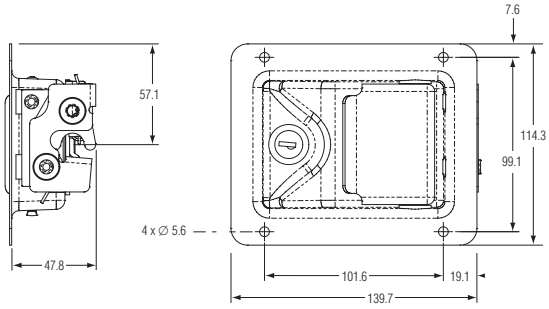

Serrure de compartiment à condamnation à clé en inox. S'utilise avec pêne 12 mm.
Stainless steel compartment latch. To use with bolt 12 mm.

Référence *Reference*	Kg	Pour *For*
2316268-13	0,505	2381687-16

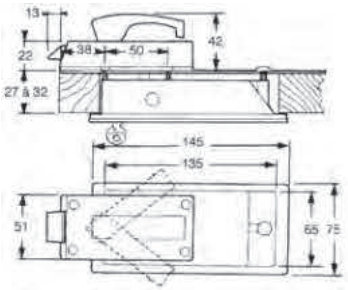

Serrure à encastrer, corps en zamak époxy gris, poignée extérieure époxy blanc.
Recessed paddle handle, body in grey epoxy zinc alloy, paddle in white epoxy.

Référence *Reference*	Kg
2137623	1,1

Fermeture 1 point à claquer / *1 point slam lock*

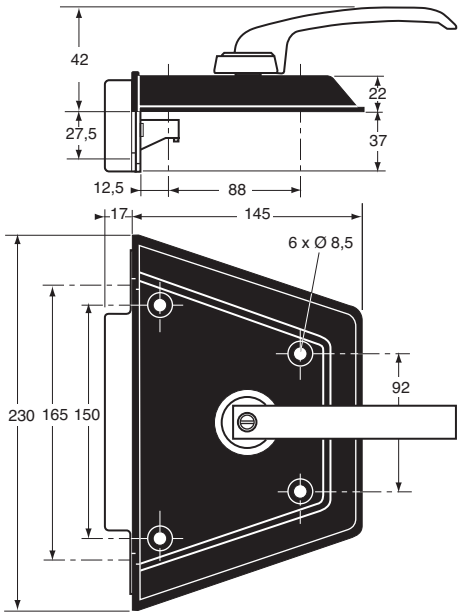

Serrure complète, acier cataphorèse, poignée zamak et cache plastique. Le visuel représente le côté gauche.
Complete lock, with KTL coating, handle in zamak alloy and cover in plastic. The image represents the lefthand side.

Référence *Reference*	Kg	Côté *Hand*
2141865DR	1,8	Droit *Right*
2141865GA	1,8	Gauche *Left*

Gâche seule.
Keeper alone.

Référence *Reference*	Kg
2141865GS	0,109

Fermeture 1 point à claquer / *1 point slam lock*

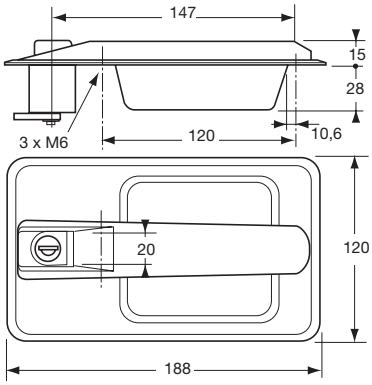

Poignée à clé, cuvette aluminium époxy noir avec joint caoutchouc pour serrure 2141865. Clés variées.
Locking handle, black epoxy aluminium dish, with rubber gasket for lock 2141865. Various key combinations.

Référence *Reference*	Kg
1940016	0,36

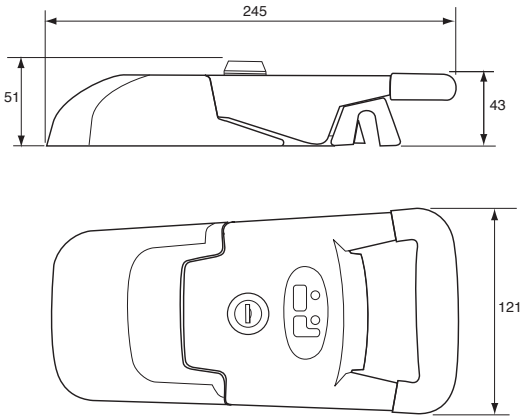

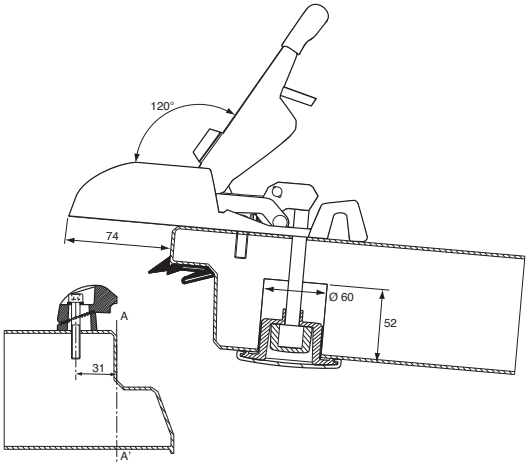

Fermeture à claquer aluminium époxy gris, gâche réglable, condamnation à clé, numéro variés (*) ou identique (**).
Slam lock grey epoxy aluminium, adjustable catch, key operated, various combinations (*) or identical (**).

Référence *Reference*	Kg	Type *Type*
2344550CV	1,385	*
2344550MN	1,385	**

Fermeture 1 point à claquer / *1 point slam lock*

Barillet chromé pour 2344550.
Chrome plated locking cylinder for 2344550.

Référence *Reference*
2344550BA

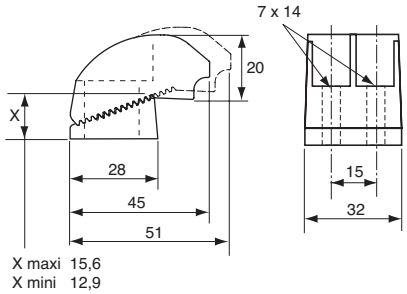

Gâche zamak pour 2344550.
Zinc alloy keeper for 2344550.

Référence *Reference*
2344550GA

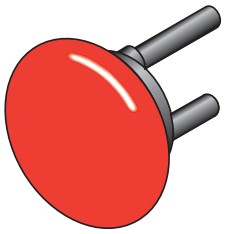

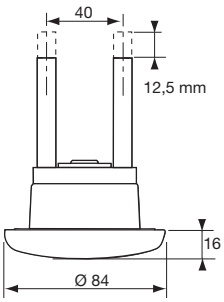

Poussoir de décondamnation intérieur pour fermeture 2344550CV / MN et 2344531.
Internal release device for 2344550CV / MN and 2344531.

Référence *Reference*	Kg	Pour *For*
2344551	0,12	2344550CV / MN 2344531

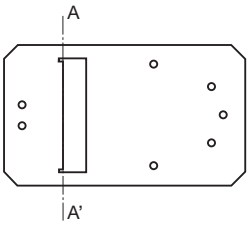

Gabarit de perçage pour 2344550.
Drilling gauge for 2344550.

Référence *Reference*
2344552

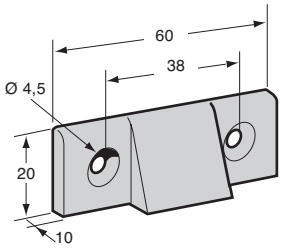

Gâche laiton.
Brass keeper.

Référence *Reference*	Kg
2104304	0,05

Fermeture 1 point à claquer / *1 point slam lock*

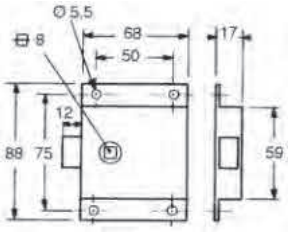

Serrure acier zingué fonctionne à droite comme à gauche.
Zinc plated steel lock, used right or left hand.

Référence *Reference*	Kg
2141992	0,25

Fermeture 1 point à claquer / *1 point slam lock*

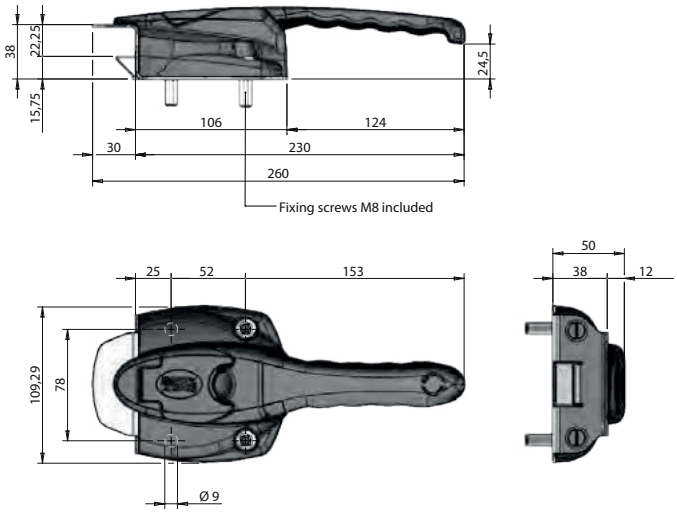

Fermeture en applique pour compartiment de transport de surgelés.
External ice-cream lock.

Référence *Reference*	Kg	Finition *Finish*
027711239	0,785	Inox & plastique *Plastic & stainless steel*

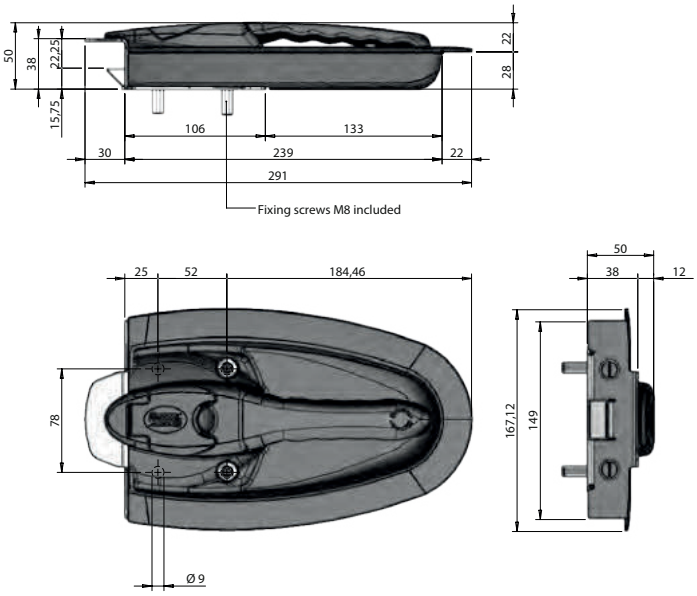

Fermeture encastrée pour compartiment de transport de surgelés.
Recessed ice-cream lock.

Référence *Reference*	Kg	Finition *Finish*
027711240	0,94	Inox & plastique *Plastic & stainless steel*

Fermeture 1 point à claquer / *1 point slam lock*

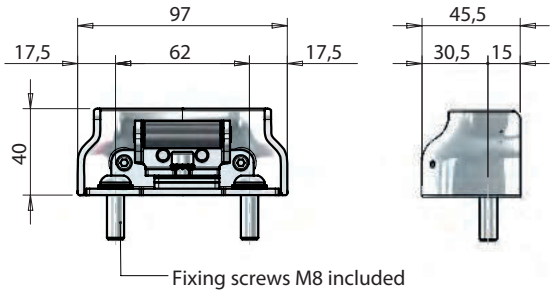

Gâche en applique.
External socket.

Référence *Reference*	Kg	Finition *Finish*
027711414	0,32	Acier inoxydable *Stainless steel*

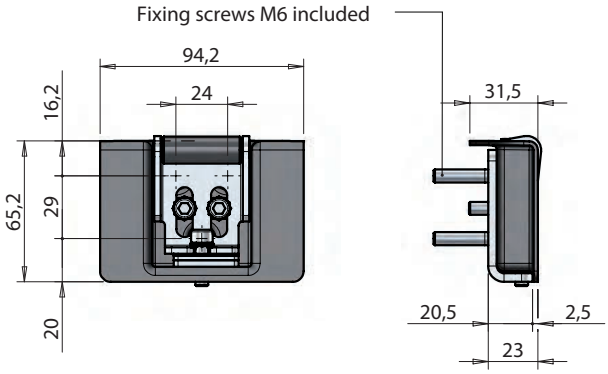

Gâche à encastrer à 90°.
Recessed 90° socket.

Référence *Reference*	Kg	Finition *Finish*
027711241	0,246	Inox & plastique *Plastic & stainless steel*

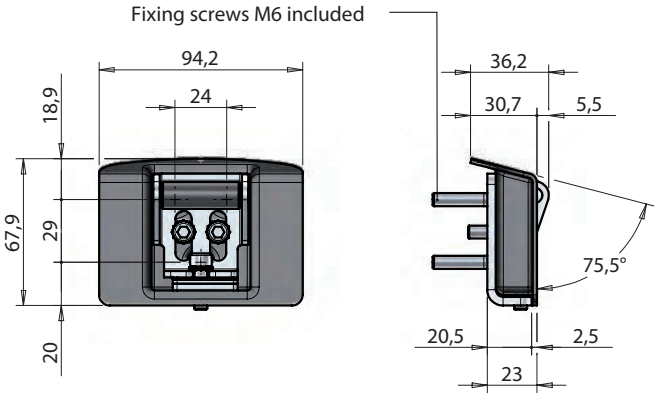

Gâche à encastrer à 110°.
Recessed 110° socket.

Référence *Reference*	Kg	Finition *Finish*
027711242	0,253	Inox & plastique *Plastic & stainless steel*

Serrures / *Locks*

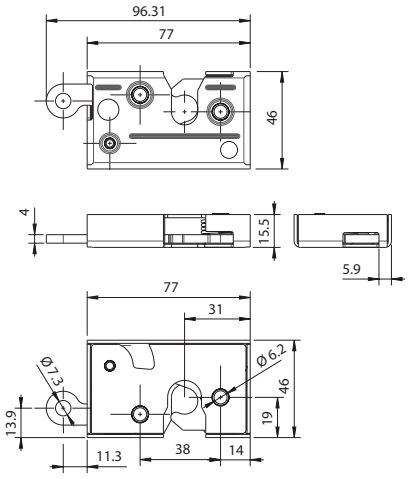

Serrure acier zinc nickel passivé 1 actionneur. Le visuel représente le côté gauche.
Zinc nickel passivated steel lock, 1 actuator. The image represents the lefthand side.

Référence *Reference*	Kg	Côté *Hand*
2141213V1D	0,175	Droit (e) *Right*
2141213V1G	0,175	Gauche *Left*

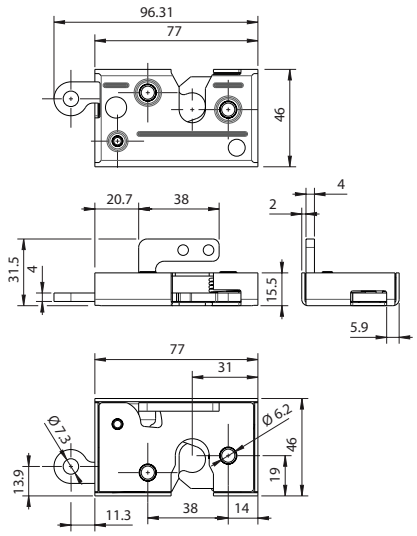

Serrure acier zinc nickel passivé 2 actionneurs. Le visuel représente le côté gauche.
Zinc nickel passivated steel lock, 2 actuator. The image represents the lefthand side.

Référence *Reference*	Kg	Côté *Hand*
2141213V2D	0,190	Droit (e) *Right*
2141213V2G	0,190	Gauche *Left*

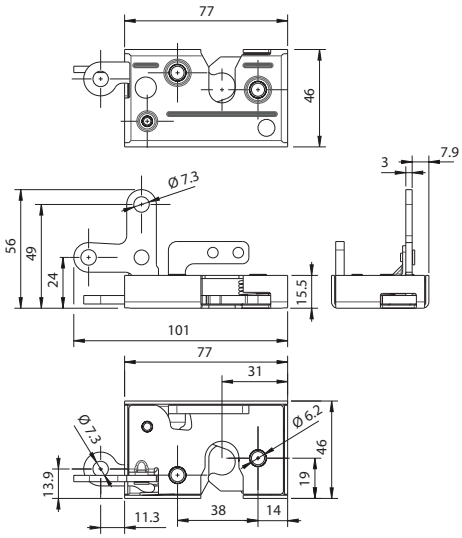

Serrure acier zinc nickel passivé 3 actionneurs. Le visuel représente le côté gauche.
Zinc nickel passivated steel lock, 3 actuator. The image represents the lefthand side.

Référence *Reference*	Kg	Côté *Hand*
2141213V3D	0,210	Droit (e) *Right*
2141213V3G	0,210	Gauche *Left*

Serrures / *Locks*

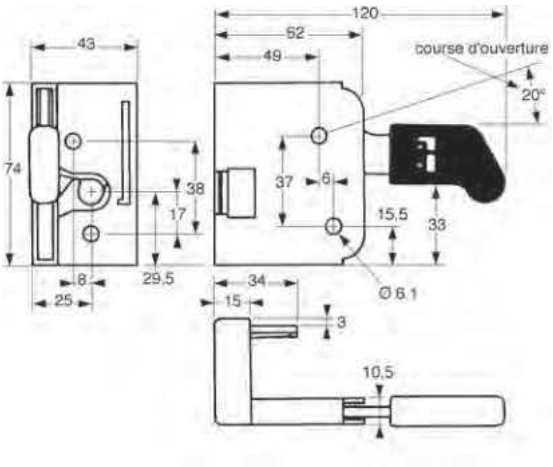

Serrure acier cataphorèse. Le visuel représente le côté droit.
Cataphorese steel lock. The image represents the righthand side.

Référence *Reference*	Kg	Côté *Hand*
2141199DR	0,42	Droit (e) *Right*
2141199GA	0,42	Gauche *Left*

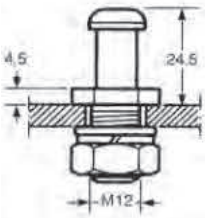

Gâche acier zingué pour serrure 2141205 / 2141199.
Zinc plated steel keeper for lock 2141205 / 2141199.

Référence *Reference*	Kg
2141205GA	0,07

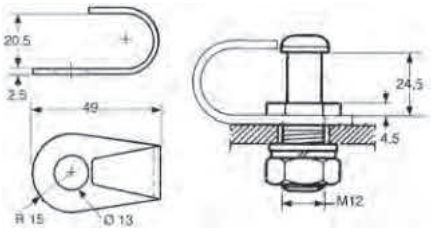

Protecteur de doigt, acier.
Steel guard.

Référence *Reference*	Kg
2141205PR	0,03

Poignées / *Handles*

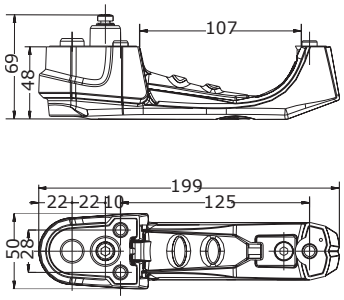

P65

Poignée à condamnation à clé, livrée avec 2 clés N°14603, plastique noir.
Locking handle with key number 14603, black plastic.

Référence *Reference*	Kg
1940020	0,30

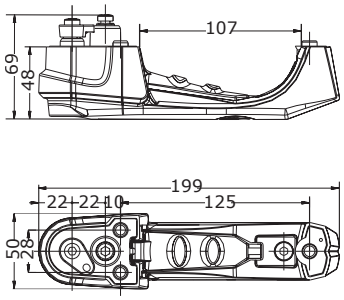

P65M

Poignée motorisable à condamnation à clé, livrée avec 2 clés N°14603, plastique noir.
Motor-driven locking handle with 2 key number 14603, black plastic.

Référence *Reference*	Kg
1940020M	0,30

Actionneur 12 V.
Actuator 12 V.

Référence *Reference*	Kg
S01117022	0,092

Poignées / *Handles*

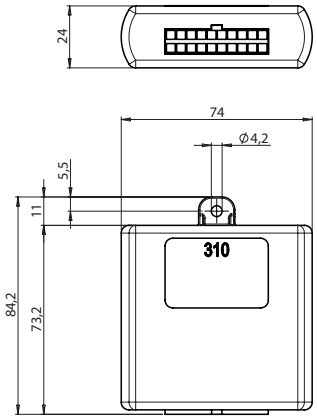

Récepteur avec faisceau électrique livré avec 2 télécommandes.
Receiver with electric beam delivered with 2 remote control.

Référence *Reference*	Kg	Pour *For*
025711945	0,40	020911647 020911943 025711172 025711171 2243482MD 2243482MG

Poignées / *Handles*



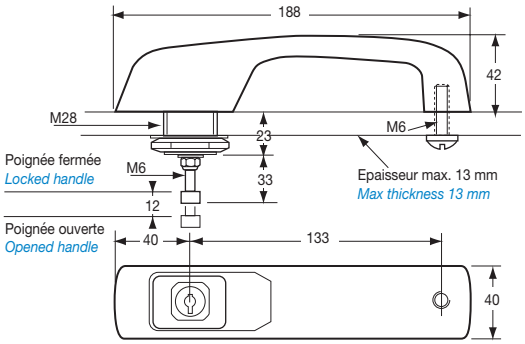

Poignée à condamnation à clé N°610, avec 1 (*) ou 2 (**) clés, plastique noir.
Locking handle with key number 610, with 1 (*) or 2 (**) key, black plastic.

Référence *Reference*	Kg	Type *Type*
1940017	0,240	**
1940017MN	0,240	*



Joint supérieur E.P.D.M. noir, ép. 1 mm.
Black E.P.D.M. upper seal, 1 mm thickness.

Référence *Reference*	Epaisseur *Thickness*
1940017JS	1

Joint inférieur E.P.D.M. noir, ép. 1 mm.
Black E.P.D.M. lower gasket, 1 mm thickness.

Référence *Reference*	Epaisseur *Thickness*	
1940017JI	1	10

Poignées / *Handles*

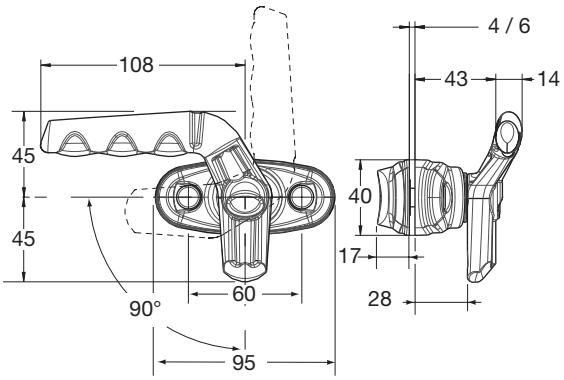

Poignée plastique noir, 1/4 de tour, complète. Le visuel représente le côté gauche. 2 vis M6-20 (fournies). Couple de serrage 1,5 à 2 N.m. Couple de serrage 3,5 à 4 N.m, 5 montages / démontages maxi.
Quarter turn handle complete, black plastic. The image represents the lefthand side. 2 M6-20 screws (suply). Screwing torque 1,5 to 2 N.m. Tightening torque 3,5 to 4 N.m. 5 screwing / unscrewing max.

Référence *Reference*	Kg	Côté *Hand*
4144315	0,150	Gauche *Left*
4144316	0,150	Droit *Right*

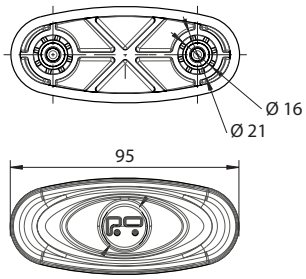

Socle seul pour poignée 1/4 de tour.
Plinth for quarter turn black plastic handle.

Référence *Reference*	Kg
4144315SS	0,021

Poignée plastique noir seule, 1/4 de tour.
Quarter turn black plastic handle only.

Référence *Reference*	Kg	Côté *Hand*
4144315PO	0,12	Gauche *Left*
4144316PO	0,12	Droit *Right*

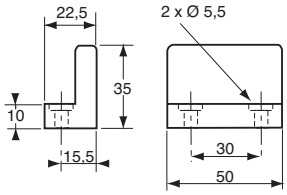

Butée de blocage pour poignée 4144315/316, plastique noir.
Catchplate for 4144315/316 handle, black plastic.

Référence *Reference*	Kg	Pour *For*
4144312BU	0,035	4144315 4144316

Poignées / *Handles*

Cache vis plastique noir.
Screw cover, black plastic.

Référence *Reference*	
4144312BO	100

Entrebailleurs / *Window stay*

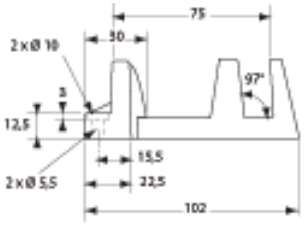

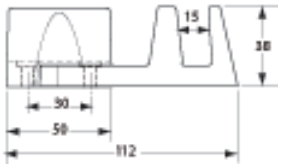

Entrebailleur plastique noir, pour poignée 4144315/316.
Window stay for 4144315/316 handle, black plastic.

Référence *Reference*	Kg	Pour *For*
4144313	0,07	4144315 4144316

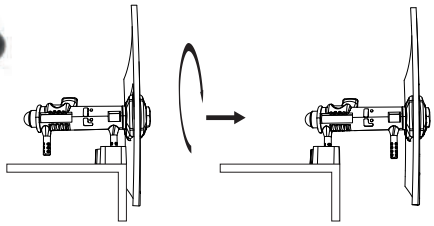

Verrou de hayon complet en sachet non monté.
Couple de serrage 7 +- 1 N.m.
Complete tailgate lock, in bag unassembled.
Tightening torque 7 +- 1 N.m.

Référence *Reference*	Kg
4144317	0,340

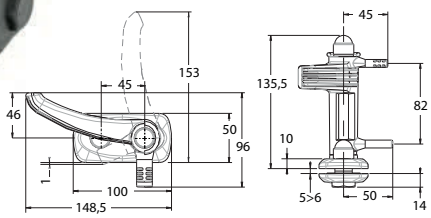

Verrou de hayon en sachet non monté.
Couple de serrage 7 +- 1 N.m.
Tailgate lock, in bag unassembled.
Tightening torque 7 +- 1 N.m.

Référence *Reference*	Kg
4144317VE	0,340

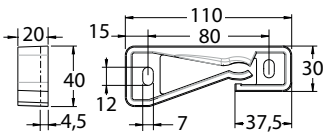

Arrêt de verrou de hayon.
Tailgate lock retainer.

Référence *Reference*	Kg
4144317AV	0,30

Kit de crémone à tringle / *Rod lock kit*

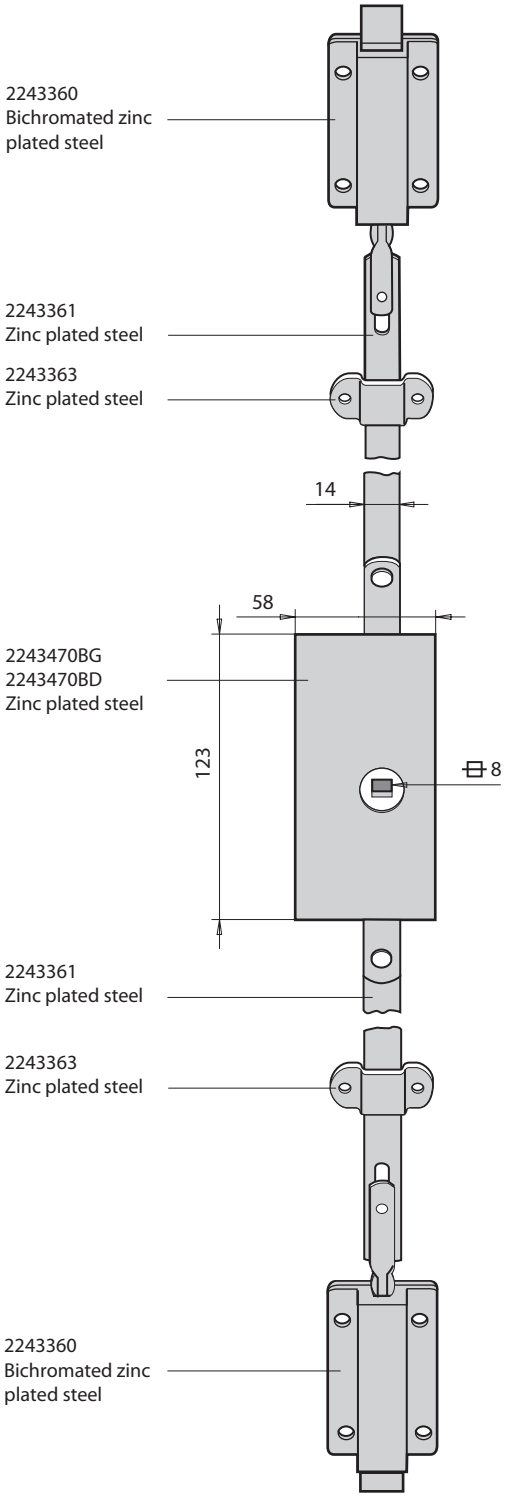

Kit de crémone à tringles en acier zingué. Equipé de 2 guides, 2 tringles H 1000 mm, 2 loqueteaux et 1 boîtier de crémone (crémone droite = côté dessin).
Zinc plated steel rod lock kit. Fitted with 2 brackets, 2 steel rods H 1000 mm, 2 slam latch and 1 central body (right lock as illustrated).

Référence *Reference*	Kg	Finition *Finish*	Côté *Hand*
2243470CD	1,160	Acier zingué *Zinc plated*	Droit (e) *Right*
2243470CG	1,160	Acier zingué *Zinc plated*	Gauche *Left*

Kit de crémone à tringle / *Rod lock kit*

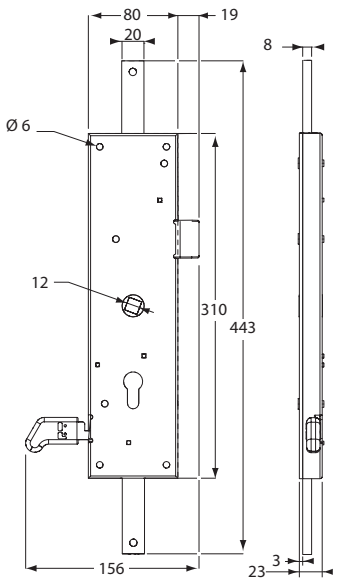

1

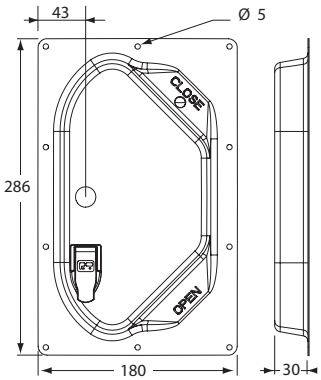

2

Kit de crémone à tringles en inox. Equipé de 2 guides, 2 tringles H 1200 mm avec pène soudé, 1 boitier de crémone, 1 cuvette en inox avec cache barillet, 1 barillet 22x22 combinaisons variées (*) ou identique (**), 1 ensemble poignée, 1 autocollant d'utilisation (crémone droit = côté dessin).

Stainless steel rod lock kit. Fitted with 2 brackets, 2 steel rods H 1200 mm with welded cam, 1 central body, 1 stainless steel pan with lock cover, 1 barrel 22x22 varied key combinations (*) or same key number (**), 1 handles set, 1 user label (right lock as illustrated).

Référence *Reference*	Kg	Finition *Finish*	Côté *Hand*	Type *Type*
2243482FD	4,745	Acier inoxydable *Stainless steel*	Droit (e) *Right*	*
2243482FG	4,745	Acier inoxydable *Stainless steel*	Gauche *Left*	*
2243483FD	4,745	Acier inoxydable *Stainless steel*	Droit (e) *Right*	**
2243483FG	4,745	Acier inoxydable *Stainless steel*	Gauche *Left*	**

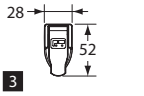

3

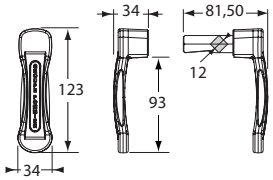

4

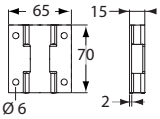

5

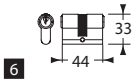

6

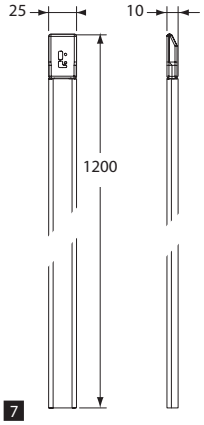

7

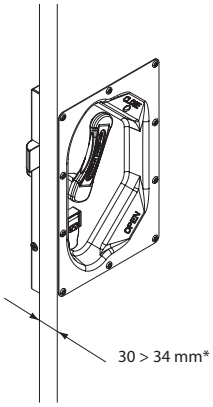

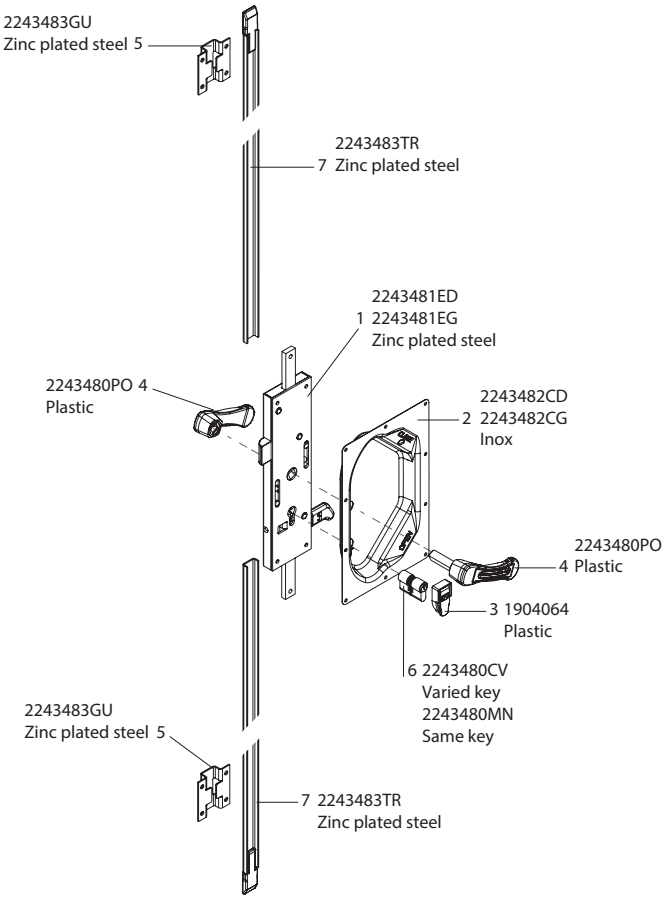

Kit de crémone à tringle / *Rod lock kit*

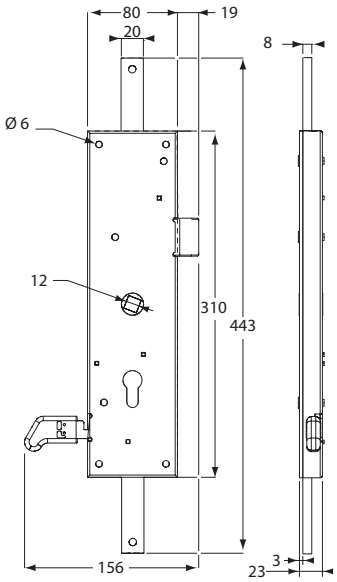

1

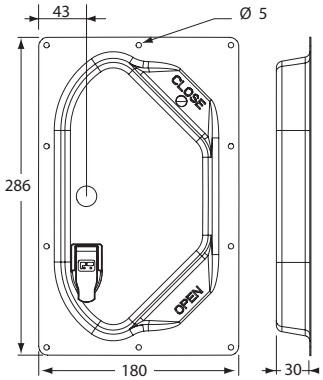

2

Kit de crémone à tringles en inox. Equipé de 2 guides, 2 tringles H 1200 mm avec pène soudé, 1 boitier de crémone, 1 cuvette en inox avec cache barillet, 1 barillet 10 x 30 combinaisons variées (*) ou identique (**), 1 ensemble poignée, 1 autocollant d'utilisation (crémone droit = côté dessin).

Stainless steel rod lock kit. Fitted with 2 brackets, 2 steel rods H 1200 mm with welded cam, 1 central body, 1 stainless steel pan with lock cover, 1 barrel 10 x 30 varied key combinations (*) or same key number (**), 1 handles set, 1 user label (right lock as illustrated).

Référence *Reference*	Kg	Finition *Finish*	Côté *Hand*	Type *Type*
2243484FD	4,745	Acier inoxydable *Stainless steel*	Droit (e) *Right*	*
2243484FG	4,745	Acier inoxydable *Stainless steel*	Gauche *Left*	*
2243485FD	4,745	Acier inoxydable *Stainless steel*	Droit (e) *Right*	**
2243485FG	4,745	Acier inoxydable *Stainless steel*	Gauche *Left*	**

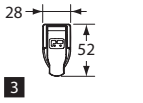

3

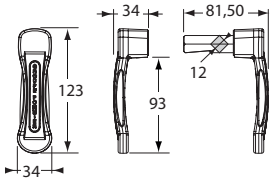

4

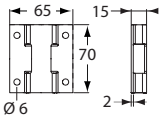

5

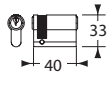

6

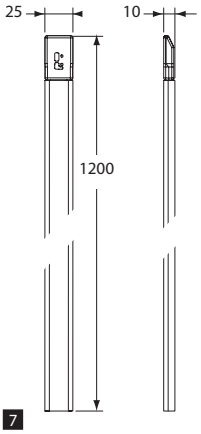

7

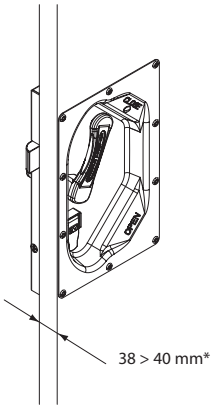

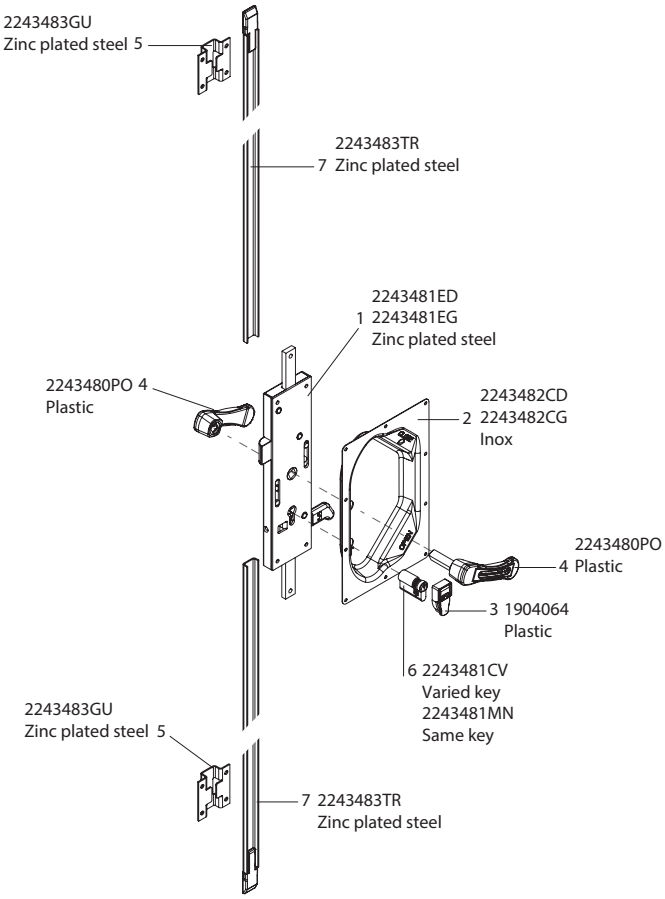

Kit de crémone à tringle / *Rod lock kit*

Kit de crémone à tringles en acier zingué. Equipé de 2 guides, 2 tringles H 1000 mm et 1 boitier de crémone (crémone gauche = côté dessin).
Zinc plated steel rod lock kit. Fitted with 2 brackets, 2 steel rods H 1000 mm, 1 central body (left lock as illustrated).

Référence *Reference*	Kg	Finition *Finish*	Côté *Hand*
2304437CD	4,24	Acier zingué *Zinc plated*	Droit (e) *Right*
2304437CG	4,24	Acier zingué *Zinc plated*	Gauche *Left*

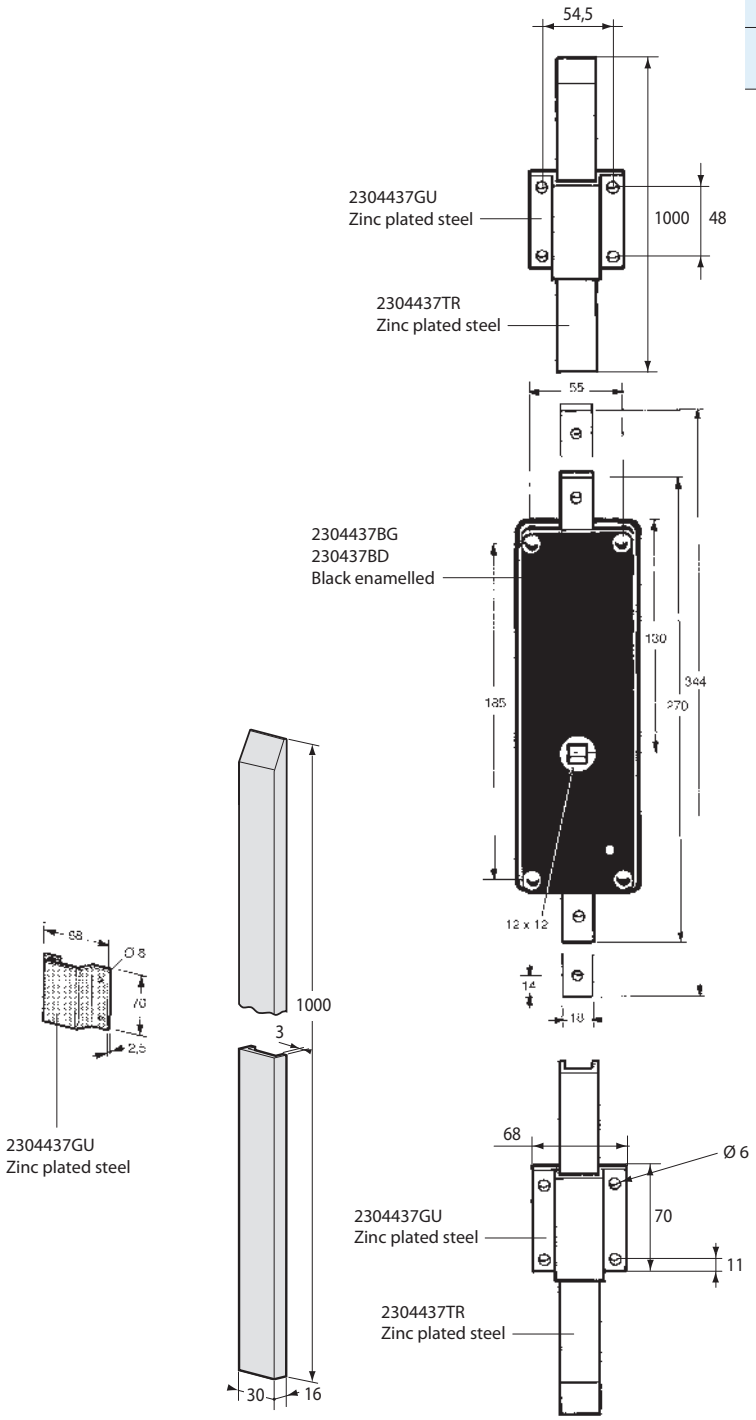

Accessoires pour crémone à tringle / *Accessories for rod lock*

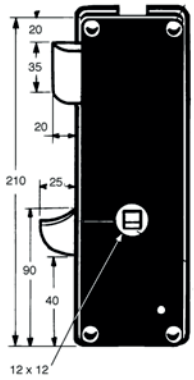

Boitier de crémone à tringle, acier émaillé noir.
Centre lock for 3 way rod lock assembly, black enamelled.

Référence *Reference*	Kg	Côté *Hand*
2304436BD	1,37	Droit (e) *Right*
2304436BG	1,37	Gauche *Left*

Boitier de crémone à tringle, acier émaillé noir.
Centre lock for 2 way rod lock assembly, black enamelled.

Référence *Reference*	Kg	Côté *Hand*
2304437BD	1,37	Droit (e) *Right*
2304437BG	1,37	Gauche *Left*

Kit de crémone en applique inox / *External locking gear kit stainless steel*

Configurez ce produit dans notre configurateur en ligne NEMO sur www.pommier.eu
Configure this product in our NEMO online configurator at www.pommier.eu

1 Configurez votre crémone en applique en acier inoxydable 16, 22 ou 27 mm
Configure your stainless steel external locking gear 16, 22 or 27 mm

Choix du tube / *Tube choice*

Choix du pêne / *Choice of the cam*

Choix du type de gâche / *Choice of the keeper*

Choix du petit guide / *Choice of the small guide*

Choix du grand guide / *Choice of the large guide*

Choix de la bague antirack et des options / *Choice of the antirack ring and option*

Choix de la poignée / *Choice of handle*

2 Choisissez votre configuration : assemblée ou semi-assemblée
Choose the configuration : assembled or semi-assembled

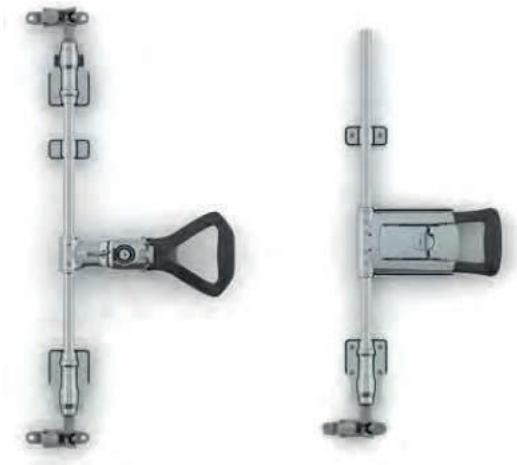

3 Trouvez votre kit complet prêt à l'emploi
Find your complete kit ready to use

Kit de crémone en applique Ø16 inox / *External locking gear kit Ø16 stainless steel*

Kit de crémone complète en acier inoxydable sans rond Ø 16.
Stainless steel locking gear without Ø 16 rod.

Référence *Reference*	Kg	Finition *Finish*
2344710CC	2,600	Acier inoxydable *Stainless steel*

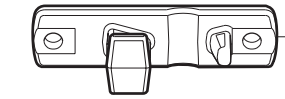
2344530GA
Stainless steel

2344533PI
Stainless steel

025704380
Plastic

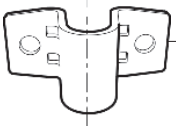
025704370
Stainless steel

025711620
Stainless steel

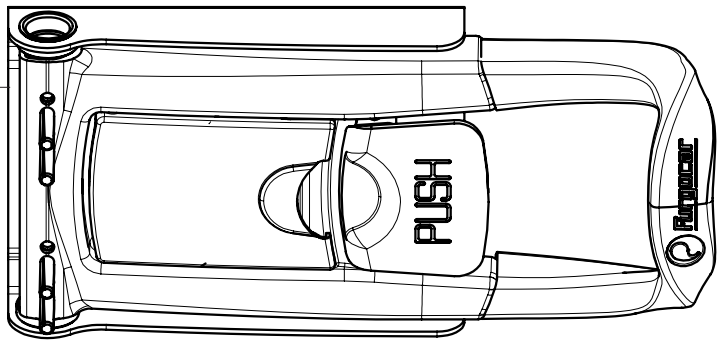

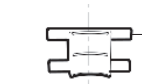
025704380
Plastic

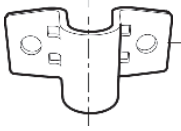
025704370
Stainless steel

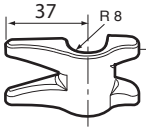

2344533PI
Stainless steel

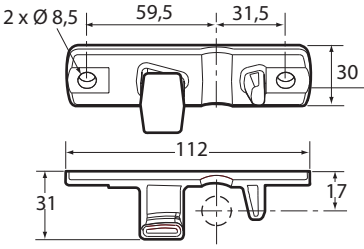

2344530GA
Stainless steel

Kit de crémone en applique Ø16 inox / *External locking gear kit Ø16 stainless steel*

Kit crémone en applique ST1 Ø 16.
External locking gear kit Ø 16 ST1.

Référence *Reference*	Kg	Finition *Finish*	
022510015	1,1	Acier inoxydable *Stainless steel*	10

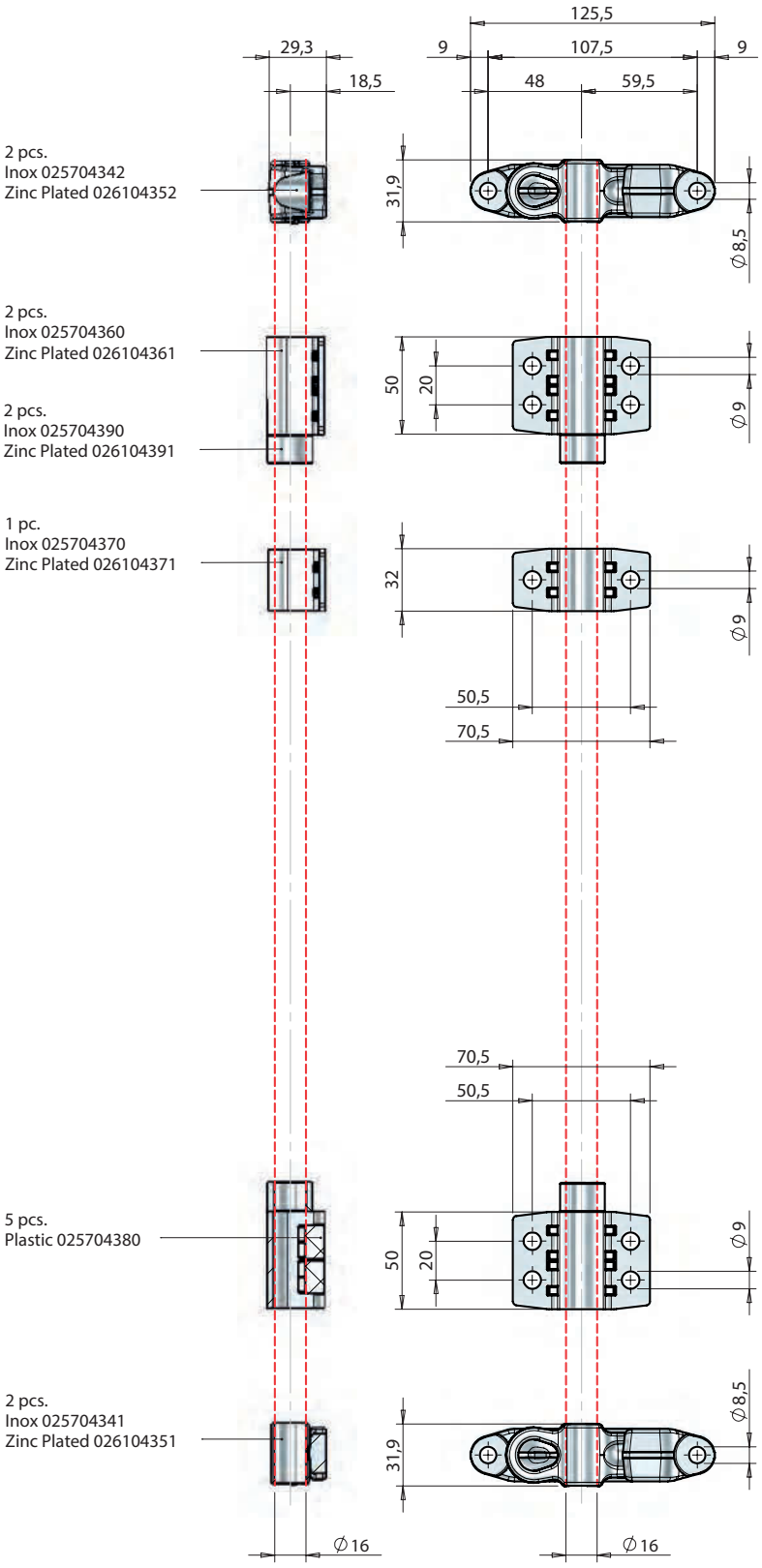

Kit de crémone en applique Ø16 / *External locking gear kit Ø16*

FURGOCAR ST1 16

Kit crémone en applique.
External locking gear kit.

Référence *Reference*	Kg	Finition *Finish*
022511053	1,1	Acier zingué *Zinc plated*

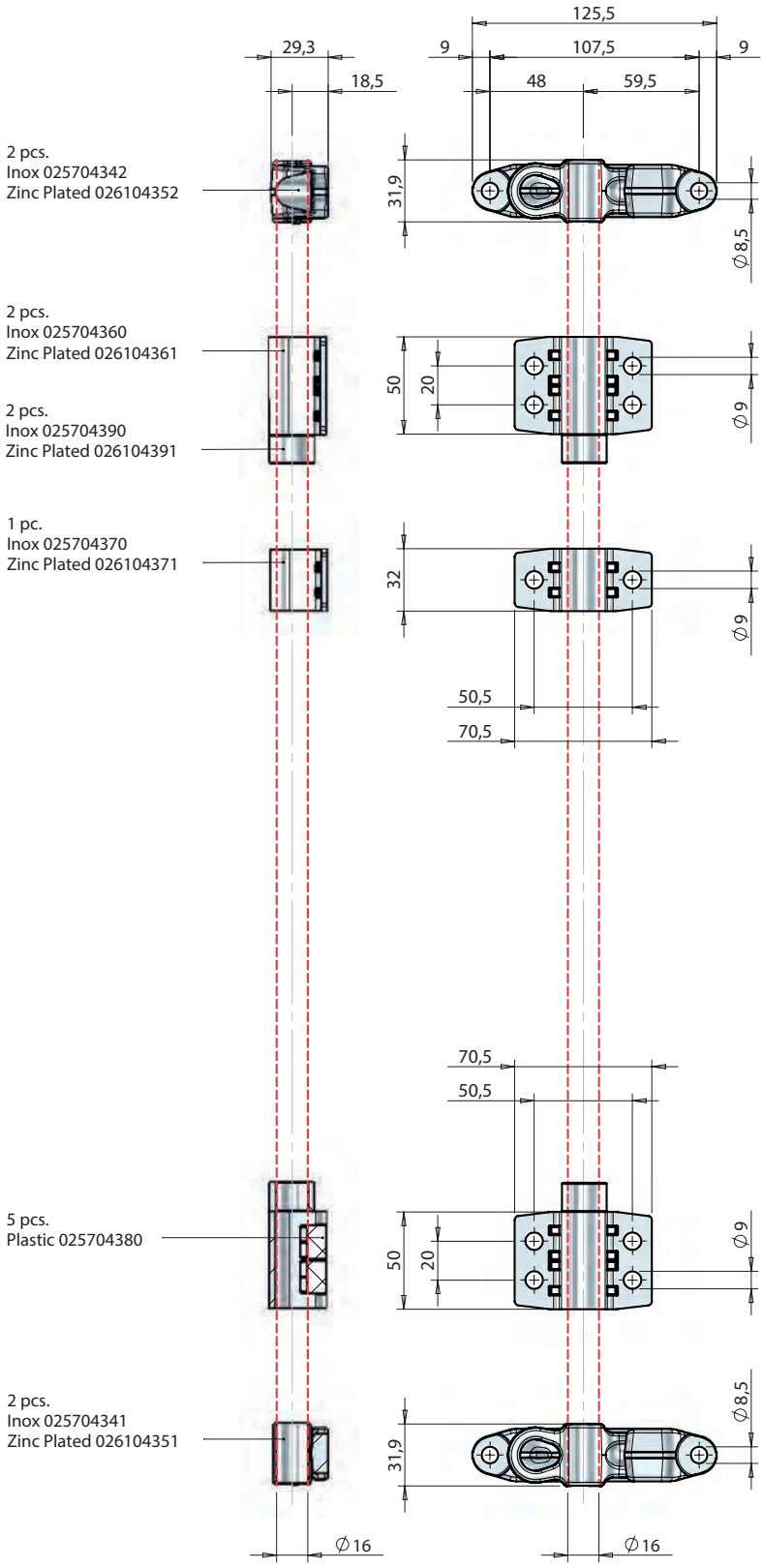

Kit de crémone en applique Ø16 / *External locking gear kit Ø16*

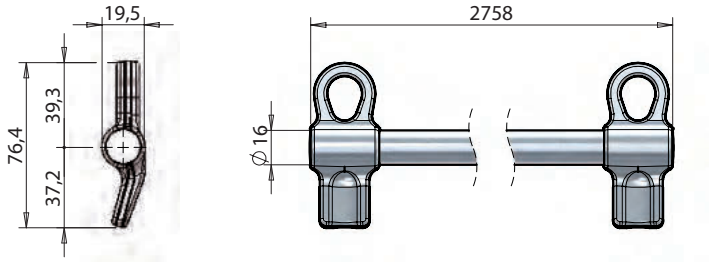

Axe Ø 16 avec pênes ST1 soudés pour gâches à fixation verticale.
Rod Ø 16 assembled with ST1 cams for vertical operation keepers.

Référence *Reference*	Kg	Finition *Finish*
02160311A	4,58	Acier zingué *Zinc plated*

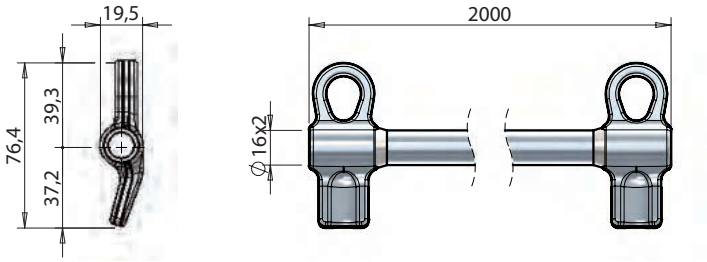

Axe Ø 16 x 2 mm avec pênes ST1 soudés pour gâches à fixation verticale.
Rod Ø 16 x 2 mm assembled with ST1 cams for vertical operation keepers.

Référence *Reference*	Kg	Finition *Finish*
02160311B	1,63	Acier zingué *Zinc plated*

Poignées pour crémone en applique Ø16 inox/*Handles for external locking gear Ø16 stainless steel*

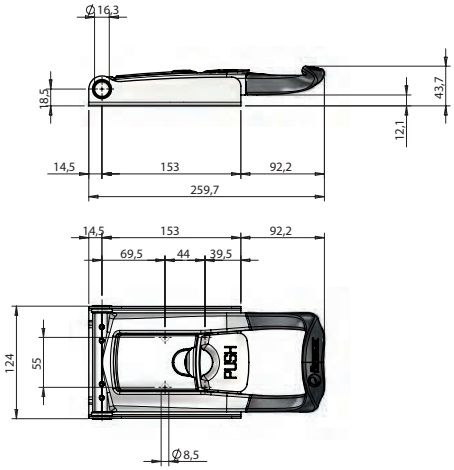

FURGOCAR TORSEO 16 SH-X/I

Poignée Ø 16 PUSH en applique. Points de fixation intérieurs avec couvercle de protection et barillet.
Ø 16 PUSH external handle. Internal holes, standard cover & barrel.

Référence *Reference*	Kg	Finition *Finish*	
025711620	1,45	Acier inoxydable *Stainless steel*	4

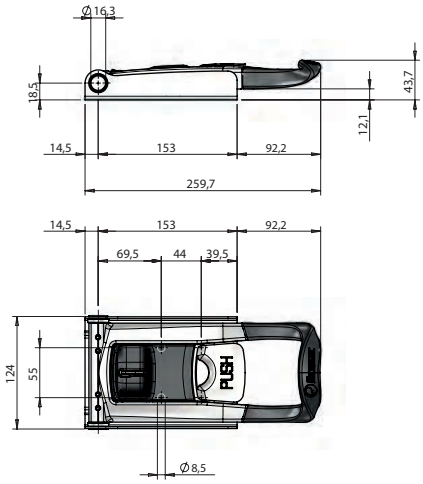

FURGOCAR TORSEO 16 SH-XPL/I

Poignée Ø 16 PUSH en applique. Points de fixation intérieurs avec couvercle spécifique pour cadenas.
Ø 16 PUSH external handle. Internal holes, paddle lock cover.

Référence *Reference*	Kg	Finition *Finish*	
025711657	1,40	Acier inoxydable *Stainless steel*	4

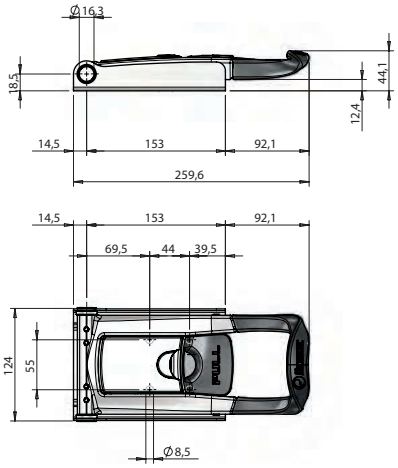

FURGOCAR TORSEO 16 UL-X/I

Poignée Ø 16 PULL en applique. Points de fixation intérieurs avec couvercle de protection et barillet.
Ø 16 PULL external handle. Internal holes, standard cover & barrel.

Référence *Reference*	Kg	Finition *Finish*	
025711621	1,54	Acier inoxydable *Stainless steel*	4

Poignées pour crémone en applique Ø16 inox/*Handles for external locking gear Ø16 stainless steel*

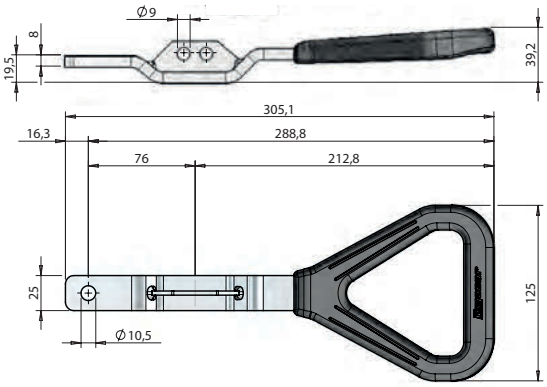

FURGOCAR ERGO

Poignée D/G 25 x 8 mm, prise de main plastifiée.
RH/LH plastic coated lever 25 x 8 mm.

Référence *Reference*	Kg	Finition *Finish*
025710552	0,53	Acier inoxydable *Stainless steel*

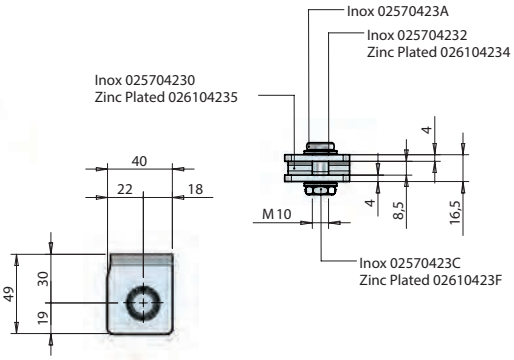

Kit chape de poignée Ø 16 complète.
Lever mount kit Ø 16 complete with bolt, washers and nut.

Référence *Reference*	Kg	Finition *Finish*
025711049	0,154	Acier inoxydable *Stainless steel*

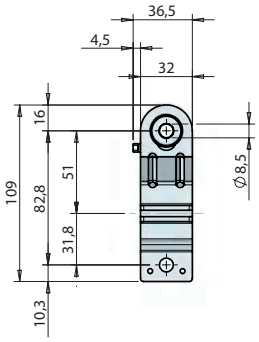

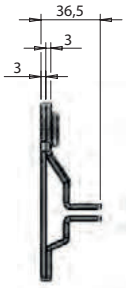

Verrou de poignée 25 x 8 mm.
Lever retainer 25 x 8 mm.

Référence *Reference*	Kg	Finition *Finish*
025704180	0,184	Acier inoxydable *Stainless steel*

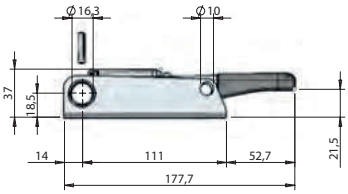

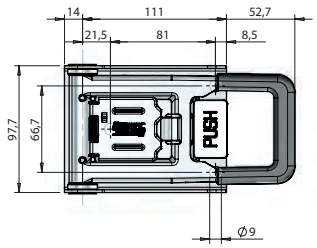

FURGOCAR MINI-PUSH 16

Fermeture en applique Ø 16.
External lock Ø 16.

Référence *Reference*	Kg	Finition *Finish*	
025710743	0,874	Acier inoxydable *Stainless steel*	6

Poignées pour crémone en applique Ø16 / *Handles for external locking gear Ø16*

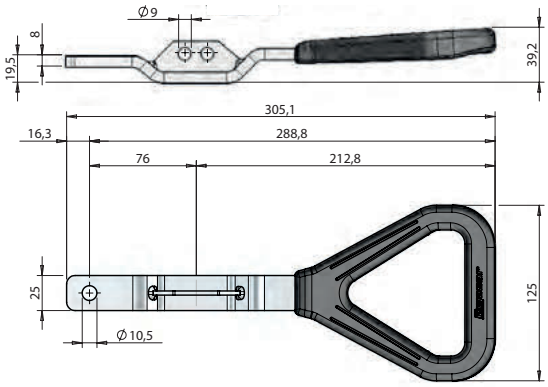

FURGOCAR ERGO

Poignée D/G 25 x 8 mm, prise de main plastifiée.
RH/LH plastic coated lever 25 x 8 mm.

Référence *Reference*	Kg	Finition *Finish*
026110553	0,52	Acier zingué *Zinc plated*



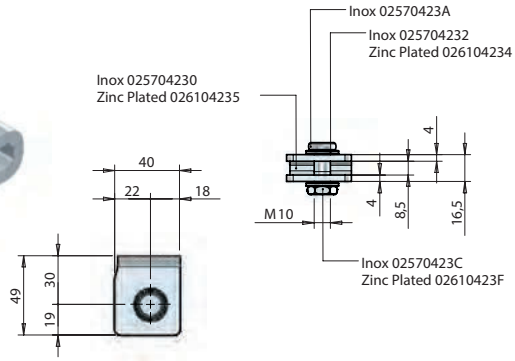

Kit chape de poignée Ø 16 complète.
Lever mount kit Ø 16 complete with bolt, washers and nut.

Référence *Reference*	Kg	Finition *Finish*
026111050	0,154	Acier zingué *Zinc plated*



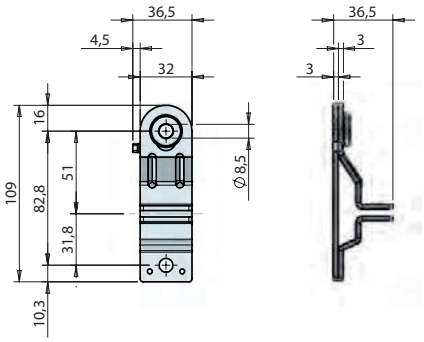

Verrou de poignée 25 x 8 mm.
Lever retainer 25 x 8 mm.

Référence *Reference*	Kg	Finition *Finish*
026104184	0,19	Acier zingué *Zinc plated*

Kit de crémone à encastrer Ø16 / *Recessed locking gear kit Ø16*

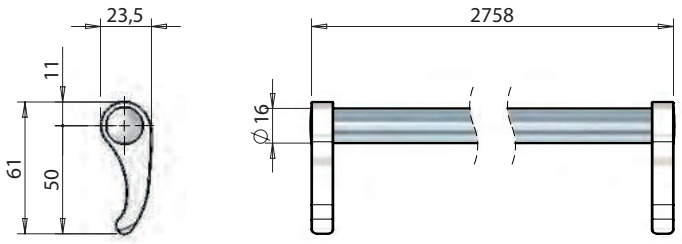

Axe Ø 16 avec pênes universels soudés pour gâches à fixation horizontale.
Rod Ø 16 assembled with universal cams for horizontal operation keepers.

Référence *Reference*	Kg	Finition *Finish*
021603124	4,45	Acier inoxydable *Stainless steel*

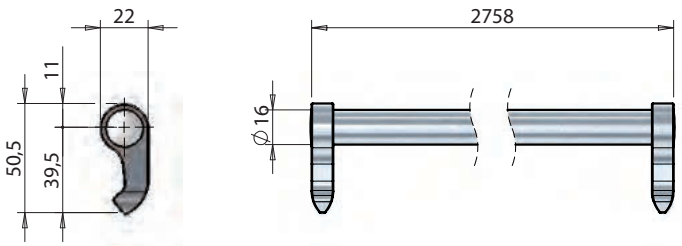

Axe Ø 16 avec pênes soudés pour gâches à fixation horizontale.
Rod Ø 16 assembled with cams for horizontal operation keepers.

Référence *Reference*	Kg	Finition *Finish*
021603121	4,495	Acier zingué *Zinc plated*

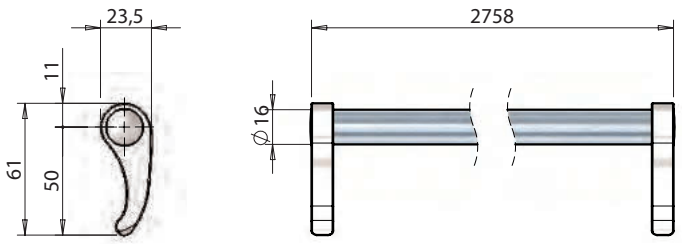

Axe Ø 16 avec pênes universels soudés pour gâches à fixation horizontale.
Rod Ø 16 assembled with universal cams for horizontal operation keepers.

Référence *Reference*	Kg	Finition *Finish*
021603125	4,51	Acier zingué *Zinc plated*

Poignées pour crémone à encastrer Ø16 inox / *Handles for recessed locking gear Ø16 stainless steel*

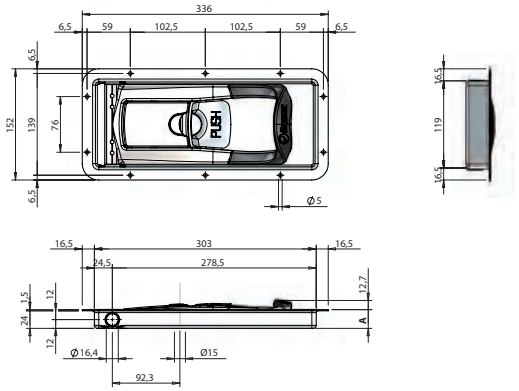

FURGOCAR TORSEO 16 SH-R/P

Poignée Ø16 PUSH à encastrer. Fixation périmétrique avec couvercle de protection et barillet.
Ø16 PUSH recessed handle. Perimetric holes, standard cover & barrel.

Référence *Reference*	Kg	A (mm)	Finition *Finish*	
020911565	1,74	26	Acier inoxydable *Stainless steel*	4
020911563	1,74	29	Acier inoxydable *Stainless steel*	4
020911635	1,74	33	Acier inoxydable *Stainless steel*	4

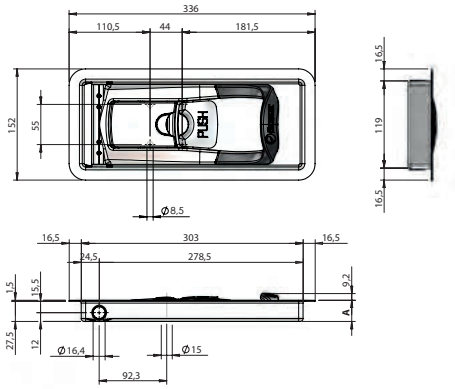

FURGOCAR TORSEO 16 SH-R/I

Poignée Ø16 PUSH à encastrer. Fixation intérieure avec couvercle de protection et barillet.
Ø16 PUSH recessed handle. Internal holes, standard cover & barrel.

Référence *Reference*	Kg	A (mm)	Finition *Finish*	
020911564	1,74	29	Acier inoxydable *Stainless steel*	4
020911636	1,74	33	Acier inoxydable *Stainless steel*	4

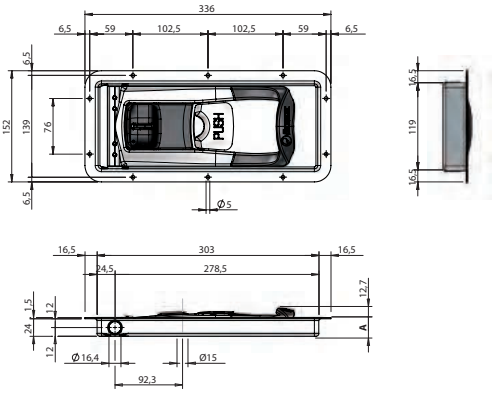

FURGOCAR TORSEO 16 SH-RPL/P

Poignée Ø16 PUSH à encastrer. Fixation périmétrique avec couvercle spécifique pour cadenas.
Ø16 PUSH recessed handle. Perimetric holes, paddle lock cover.

Référence *Reference*	Kg	A (mm)	Finition *Finish*	
020911654	1,70	26	Acier inoxydable *Stainless steel*	4
020911652	1,70	29	Acier inoxydable *Stainless steel*	4
020911655	1,70	33	Acier inoxydable *Stainless steel*	

Poignées pour crémone à encastrer Ø16 inox / *Handles for recessed locking gear Ø16 stainless steel*

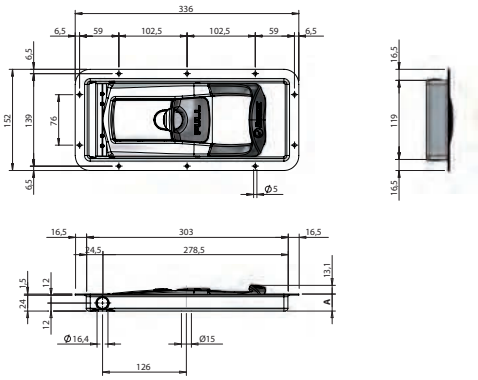

FURGOCAR TORSEO 16 UL-R/P

Poignée Ø16 PULL à encastrer. Fixation périmétrique avec couvercle de protection et barillet.
Ø16 PULL recessed handle. Perimetric holes, standard cover & barrel.

Référence *Reference*	Kg	A (mm)	Finition *Finish*	
020911568	1,87	26	Acier inoxydable *Stainless steel*	4
020911566	1,87	29	Acier inoxydable *Stainless steel*	4
020911637	1,37	33	Acier inoxydable *Stainless steel*	4

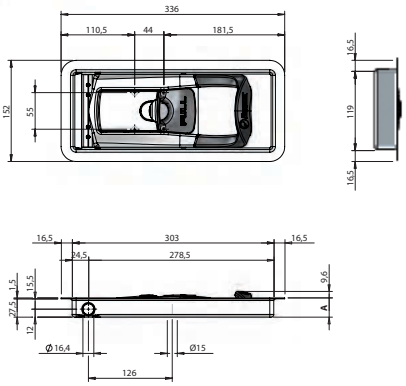

FURGOCAR TORSEO 16 UL-R/I

Poignée Ø16 PULL à encastrer. Fixation intérieure avec couvercle de protection et barillet.
Ø16 PULL recessed handle Internal holes, standard cover & barrel.

Référence *Reference*	Kg	A (mm)	Finition *Finish*	
020911567	1,87	29	Acier inoxydable *Stainless steel*	4
020911638	1,87	33	Acier inoxydable *Stainless steel*	4

Poignées pour crémone à encastrer Ø16 inox / *Handles for recessed locking gear Ø16 stainless steel*

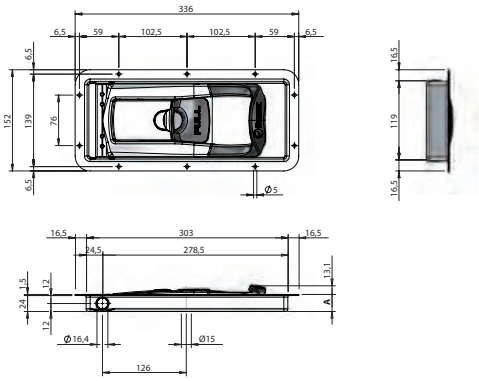

FURGOCAR TORSEO 16 UL-R HMO

Poignée Ø16 PULL à encastrer. Avec commande à distance.
Ø16 PULL recessed handle. Remote control.

Référence *Reference*	Kg	A (mm)	Type *Type*	Finition *Finish*
020911943	1,97	29	Fixation périmétrique *Perimetric holes*	Acier inoxydable *Stainless steel*
020911944	1,97	29	Fixation intérieure *Internal holes*	Acier inoxydable *Stainless steel*

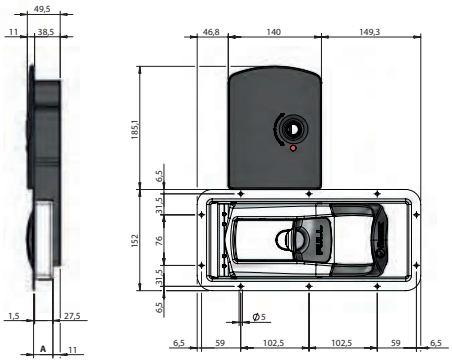

FURGOCAR TORSEO 16 UL-RC/P

Poignée Ø16 PULL à encastrer. Fixation périmétrique avec commande à distance.
Ø16 PULL recessed handle. Perimetric holes, remote control.

Référence *Reference*	Kg	A (mm)	Finition *Finish*
020911647	3,80	29	Acier inoxydable *Stainless steel*

Poignées pour crémone à encastrer Ø16 inox / *Handles for recessed locking gear Ø16 stainless steel*

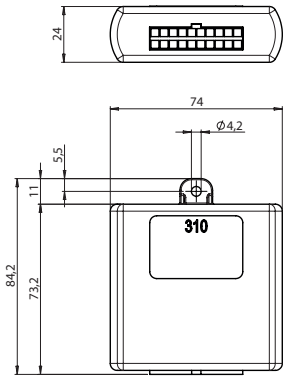

Récepteur avec faisceau électrique livré avec 2 télécommandes.
Receiver with electric beam delivered with 2 remote control.

Référence *Reference*	Kg	Pour *For*
025711945	0,40	020911647 020911943 025711172 025711171 2243482MD 2243482MG

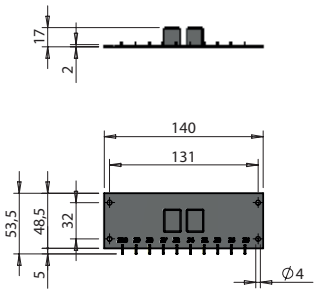

Carte relais puissance 12V-30A.
12V-30A power relay board.

Référence *Reference*	Kg	Finition *Finish*
025711188	0,106	Plastique *Plastic*



Câble de jonction 5 x 1 mm², cosses 6.35 mm, extensible de 150 à 900 mm. Platines inox avec joints d'étanchéité.
Junction cable 5 x 1 mm², 6.35 mm connectors. Extendable from 150 to 900 mm. Stainless steel plates with gaskets.

Référence *Reference*	Kg	Longueur *Length*
025711174	0,454	150-900

Poignées pour crémone à encastrer Ø16 inox / *Handles for recessed locking gear Ø16 stainless steel*



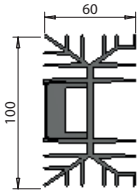

Abaisseur tension de 24V à 12V.
Inverter from 24V to 12V.

Référence *Reference*	Kg	Finition *Finish*
025711175	0,43	Aluminium *Aluminium*

Poignées pour crémone à encastrer Ø16 inox / *Handles for recessed locking gear Ø16 stainless steel*

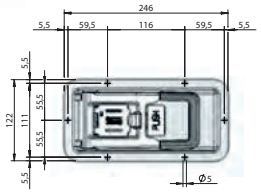

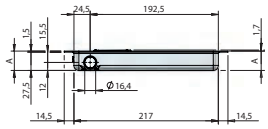

FURGOCAR MINI-PUSH 16 R

Fermeture Ø16 à encastrer.
Recessed lock Ø16.

Référence *Reference*	Kg	A (mm)	Finition *Finish*	
020910723	1,046	29	Acier inoxydable *Stainless steel*	6
020910724	1,055	25,5	Acier inoxydable *Stainless steel*	6

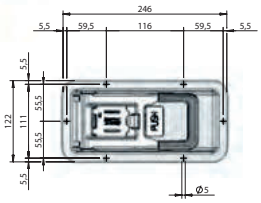

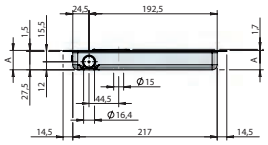

FURGOCAR MINI-PUSH 16 R-IR

Fermeture Ø16 à encastrer avec prédisposition pour décondamnation intérieure.
Recessed lock Ø16 predisposed for internal release.

Référence *Reference*	Kg	A (mm)	Finition *Finish*	
020910824	1,045	29	Acier inoxydable *Stainless steel*	6
020910825	1,055	25,5	Acier inoxydable *Stainless steel*	6

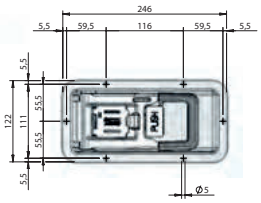

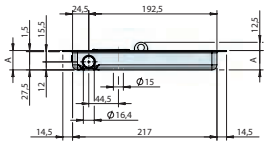

FURGOCAR MINI-PUSH 16 R-PL

Fermeture Ø16 à encastrer 29 mm cadenassable.
Recessed lock Ø16, 29 mm depth lockable.

Référence *Reference*	Kg	A (mm)	Finition *Finish*	
020910881	1,096	29	Acier inoxydable *Stainless steel*	6

Kit de crémone pour porte sans saillie Ø16 / *Locking gear kit for flush door Ø16*

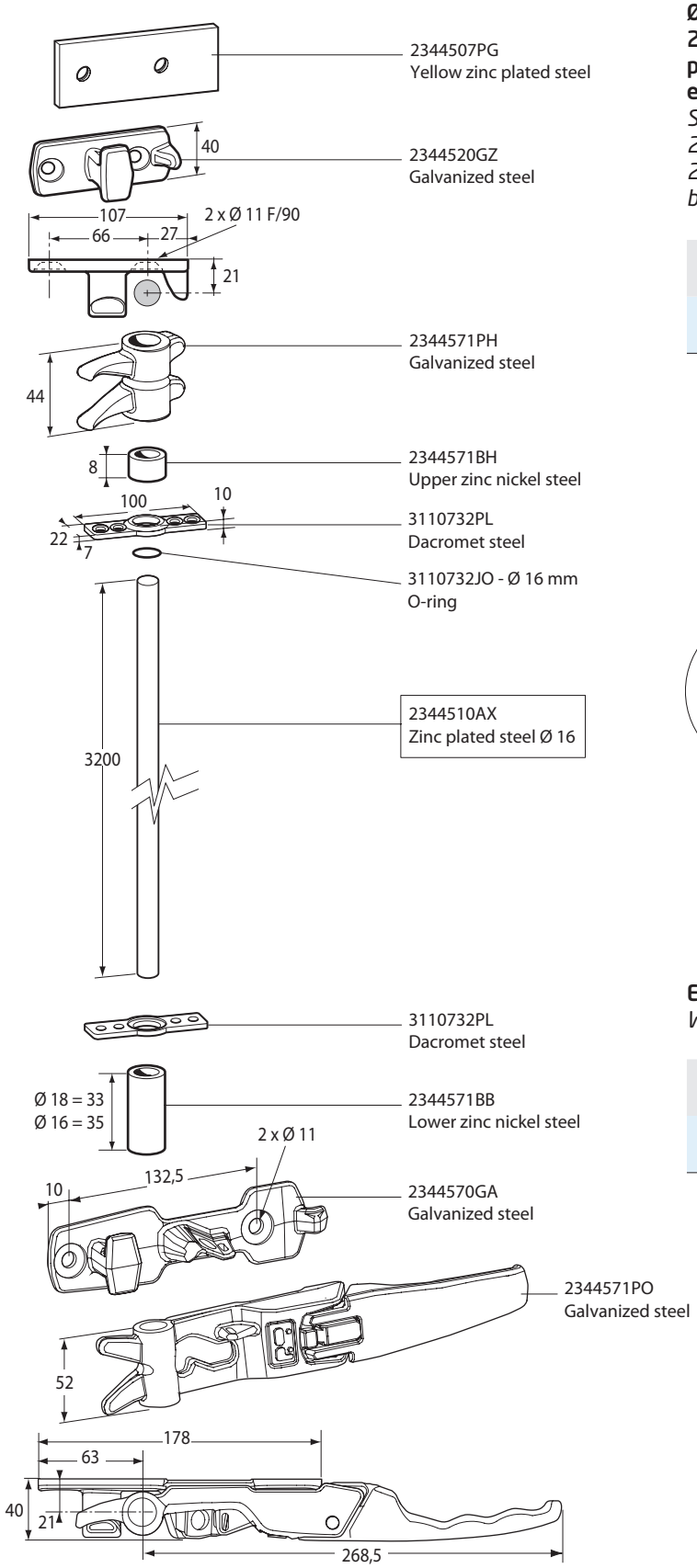

Boîte de 2 kits de crémones en acier galvanisé pour axe Ø 16. Equipée de 2 pènes-poignée à claquer galvanisée, 2 pènes hauts, 2 gâches hautes galvanisées, 2 gâches pour pènes-poignée, 2 bagues en acier H 8 mm, 2 bagues en acier H 35 mm, 4 platines en dacromet.
Set of 2 galvanised locks kits for axe Ø 16. Fitted with 2 galvanised handles, 2 upper cams, 2 upper keepers, 2 keepers for handles, 2 steel bushes H 8 mm, 2 steel bushes H 35 mm, 4 dacromet plates.

Référence *Reference*	Kg	Finition *Finish*
2344571BO	2,950	Acier galvanisé *Galvanized*

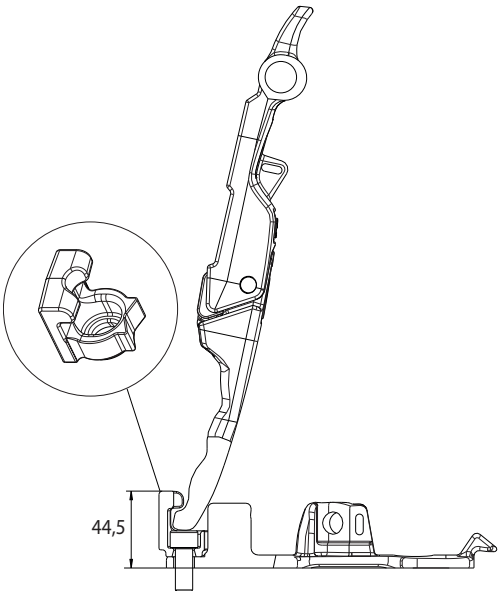

Entrebailleur.
Window stay.

Référence *Reference*	Kg	Pour *For*
2344576S	0,09	2344571BO 2344572BO

Kit de crémone pour porte sans saillie Ø18 / *Locking gear kit for flush door Ø18*

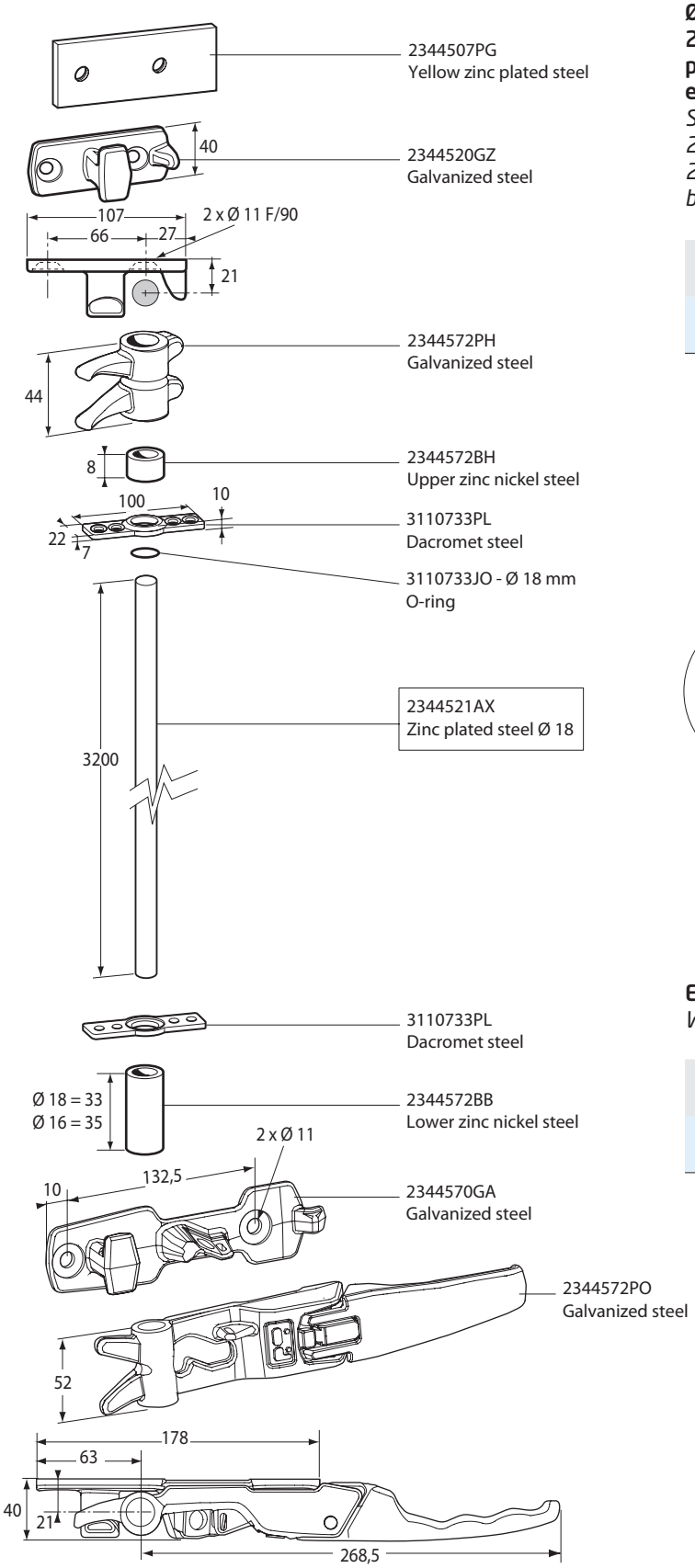

Boîte de 2 kits de crémones en acier galvanisé pour axe Ø 18. Equipée de 2 pènes-poignée à claquer galvanisée, 2 pènes hauts, 2 gâches hautes galvanisées, 2 gâches pour pènes-poignée, 2 bagues en acier H 8 mm, 2 bagues en acier H 33 mm, 4 platines en dacromet.
Set of 2 galvanised locks kits for axe Ø 18. Fitted with 2 galvanised handles, 2 upper cams, 2 upper keepers, 2 keepers for handles, 2 steel bushes H 8 mm, 2 steel bushes H 33 mm, 4 dacromet plates.

Référence *Reference*	Kg	Finition *Finish*
2344572BO	2,950	Acier galvanisé *Galvanized*

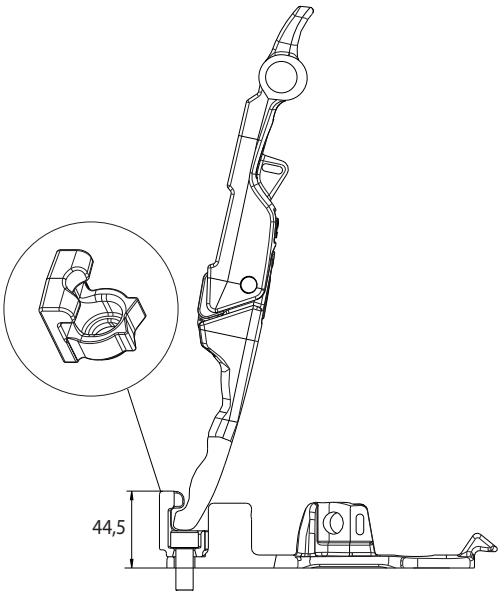

Entrebailleur.
Window stay.

Référence *Reference*	Kg	Pour *For*
2344576S	0,09	2344571BO 2344572BO

Kit de crémone pour porte sans saillie Ø16, Ø18 inox / *Locking gear kit for flush door stainless steel*

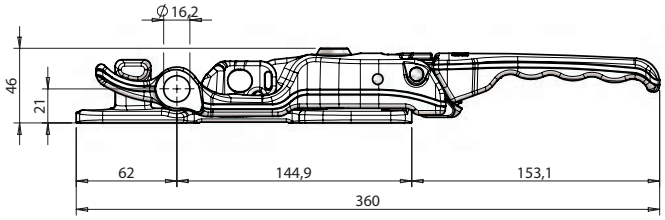

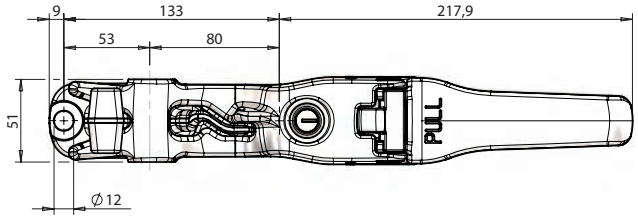

Fermeture de crémone inox.
Stainless steel door locking handle.

Référence *Reference*	Kg	Ø	Finition *Finish*
020911036	2,120	16	Acier inoxydable *Stainless steel*
020911047	2,120	18	Acier inoxydable *Stainless steel*

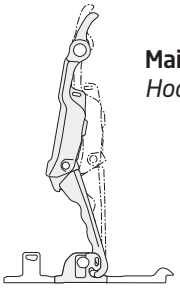

Maintien en position entrouverte.
Hook to keep the door open.

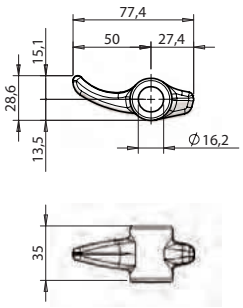

Pène haut inox, Ø 16.
Upper stainless steel cam, Ø 16.

Référence *Reference*	Kg	Finition *Finish*
021611040	0,140	Acier inoxydable *Stainless steel*

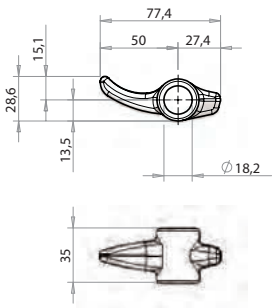

Pène haut inox, Ø 18.
Upper stainless steel cam, Ø 18.

Référence *Reference*	Kg	Finition *Finish*
021611048	0,140	Acier inoxydable *Stainless steel*

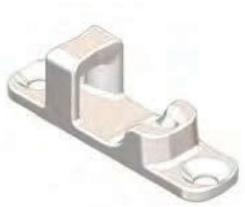

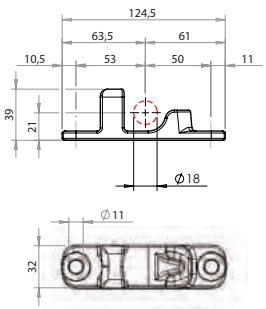

Gâche haute inox.
Upper stainless steel keeper.

Référence *Reference*	Pour *For*	Finition *Finish*
021611039	021611040 021611048	Acier inoxydable *Stainless steel*

Accessoires pour porte sans saillie inox / *Accessories for flush door stainless steel*

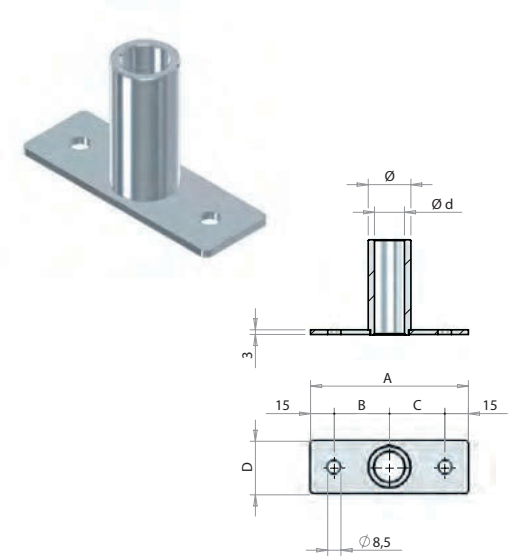

Guide de tube 60 mm pour crémone de porte sans saillie.
Antirack bush 60 mm for flush-door lock.

Référence *Reference*	Kg	Ø	A (mm)	B (mm)	C (mm)	Ø d (mm)	D (mm)	Finition *Finish*
021611054	0,199	27	100	35	35	19	34	Acier inoxydable *Stainless steel*
021611063	0,14	22,8	90	30	30	16.7	31	Acier inoxydable *Stainless steel*

Bague supérieure Ø 18 x 8 mm.
Upper bush Ø 18 x 8 mm.

Référence *Reference*	Kg	Finition *Finish*
2344572BH	0,01	Acier inoxydable *Stainless steel*



Bague inférieure Ø 18 x 33 mm.
Lower bush Ø 18 x 33 mm.

Référence *Reference*	Kg	Finition *Finish*
2344572BB	0,04	Acier inoxydable *Stainless steel*

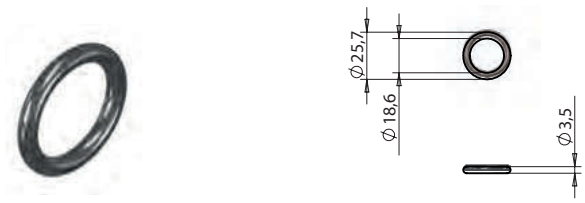

Joint torique Ø 3,53. Référence 4075.
O-ring Ø 3,53. Reference 4075.

Référence *Reference*	Kg	Finition *Finish*
3110733J0	0,001	Plastique *Plastic*

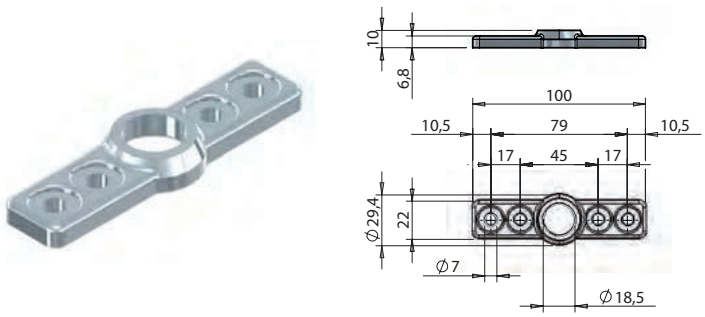

Platine support tube Ø 18.
Guide plate for bush Ø 18.

Référence *Reference*	Kg	Finition *Finish*
3110733PL	0,088	Acier zingué *Zinc plated*

Kit de crémone en applique Ø22 inox / *External locking gear kit Ø22 stainless steel*

FURGOCAR ST4 22

Kit crémone en applique Ø 22.
External locking gear kit Ø 22.

Référence *Reference*	Kg	Finition *Finish*
023111276	2,34	Acier inoxydable *Stainless steel*

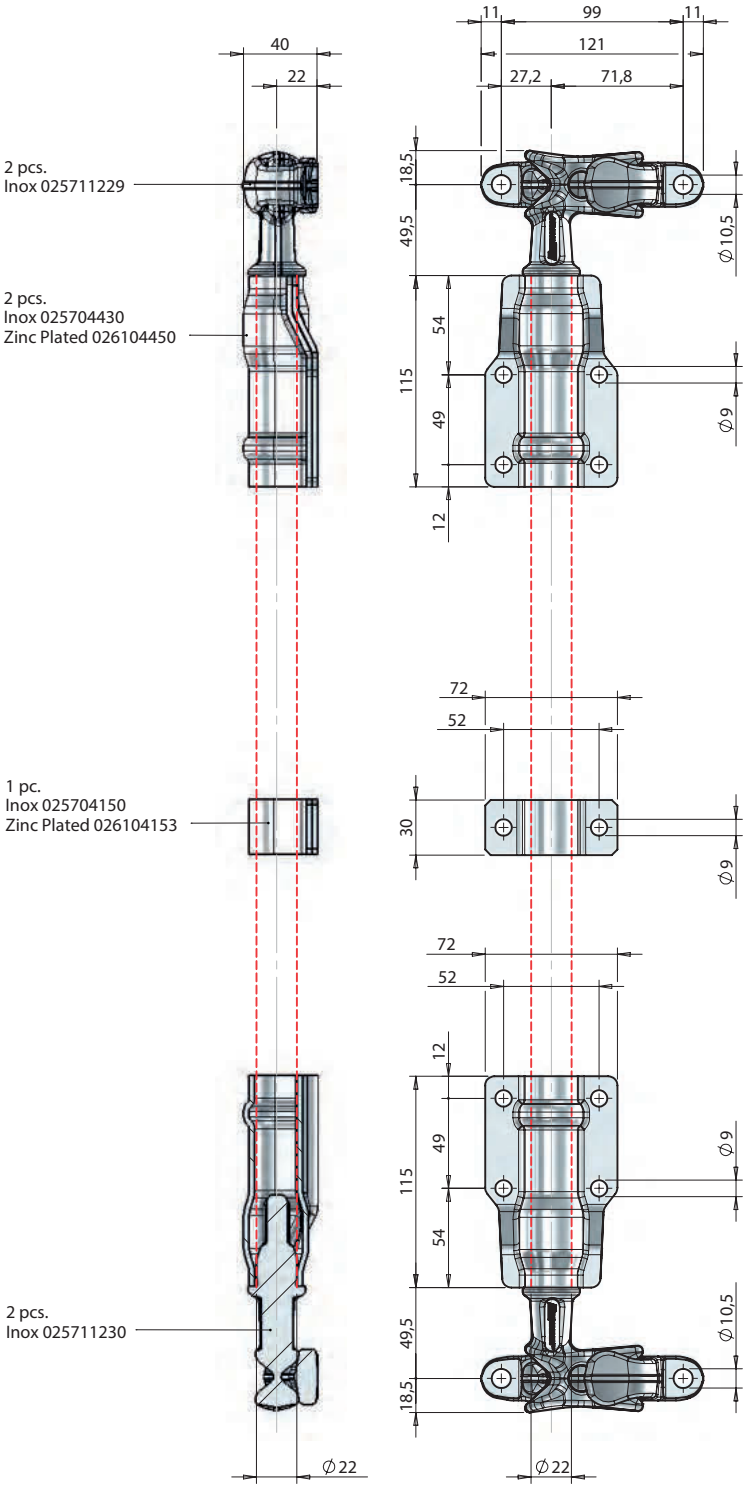

Kit de crémone en applique Ø22 inox / *External locking gear kit Ø22 stainless steel*

POMMIER

FURGOCAR ST4 22

Kit crémone en applique Ø 22 avec platine inférieure de grand guide en plastique.
External locking gear kit Ø 22 with plastic back plate for cranked guide.

Référence *Reference*	Kg	Finition *Finish*
023111277	2,005	Acier inoxydable *Stainless steel*

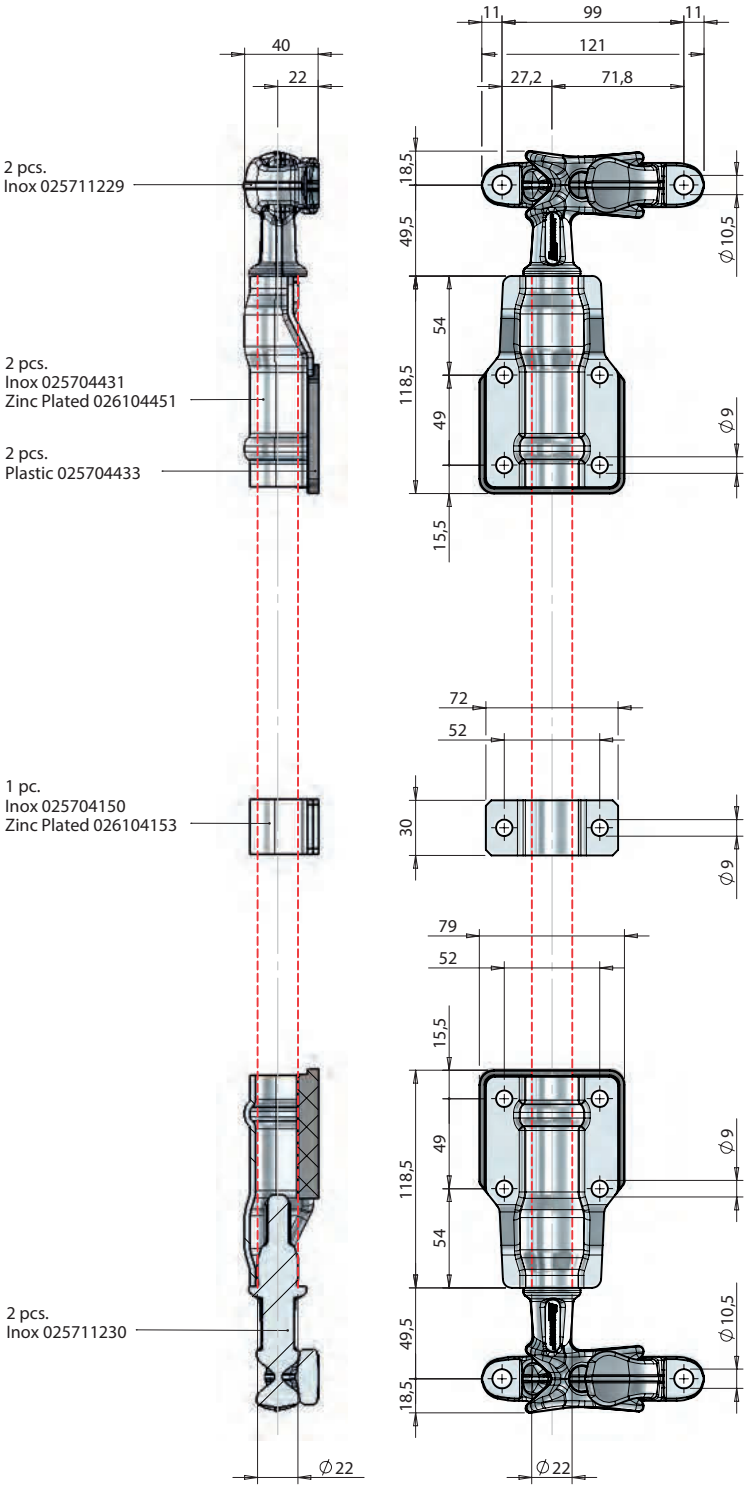

Kit de crémone en applique Ø22 / *External locking gear kit Ø22*

Kit de crémone en applique en acier zingué pour tube Ø 15 x 21. Equipé de 2 pènes zingué, 2 gâches galvanisées, 2 guides en acier zingué avec plaque, 1 poignée zinguée, 1 chape et 1 rivet pour poignée, 1 verrou de poignée pour cadenas.
Set of 2 external zinc plated steel kits for tube Ø 15 x 21. Fitted with 4 zinc plated cams, 4 galvanised keepers, 4 brackets, 2 zinc plated handles with lever mount, 2 handle catches.

Référence *Reference*	Kg	Finition *Finish*
2344454B0	2,20	Acier zingué *Zinc plated*

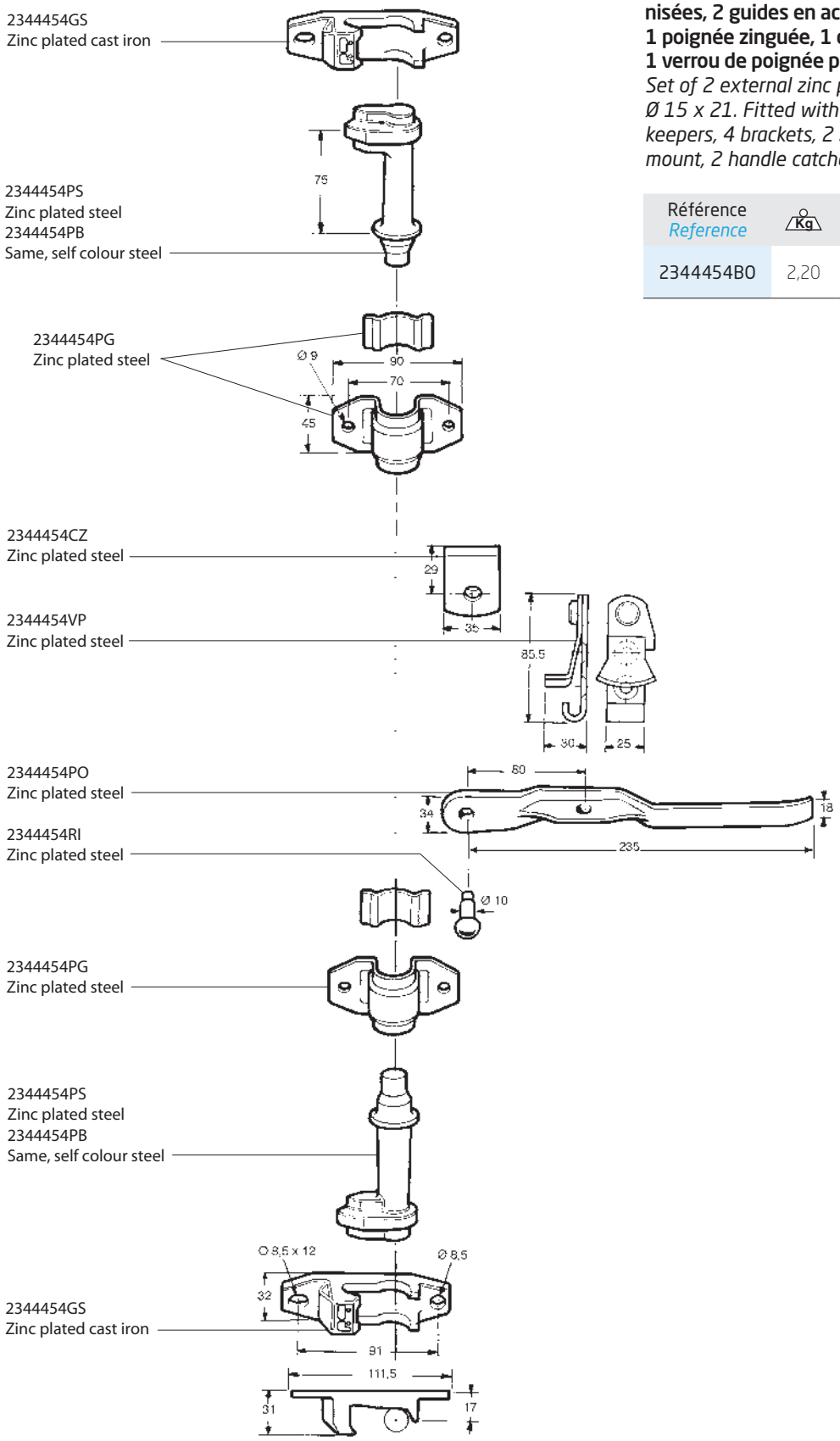

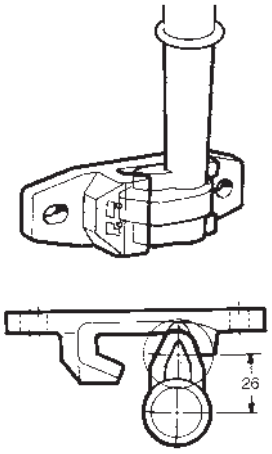

Poignées pour crémone en applique Ø22 inox / *Handles for external locking gear Ø22 stainless steel*

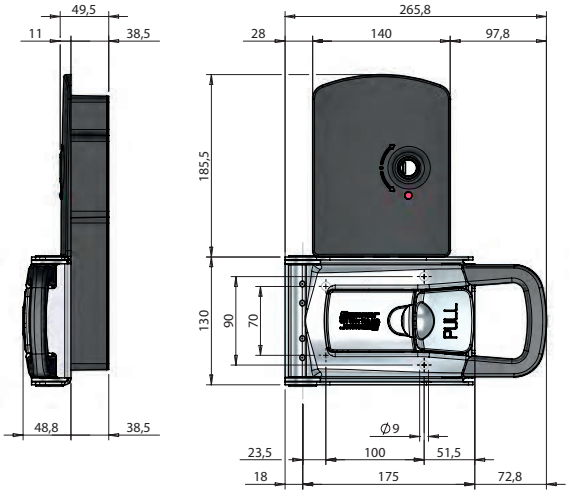

HI-PULL 22 UL-RC

Poignée Ø 22 pour crémone en applique avec boîtier de commande à distance.
External lock Ø 22 with box for remote control device.

Référence *Reference*	Kg	Finition *Finish*
025711172	4,9	Acier inoxydable *Stainless steel*

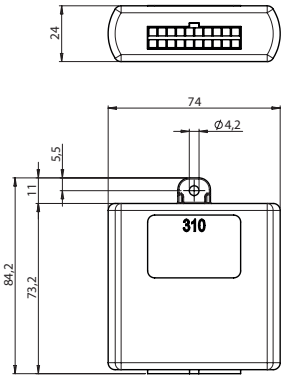

Récepteur avec faisceau électrique livré avec 2 télécommandes.
Receiver with electric beam delivered with 2 remote control.

Référence *Reference*	Kg	Pour *For*
025711945	0,40	020911647 020911943 025711172 025711171 2243482MD 2243482MG

Poignées pour crémone en applique Ø22 inox / *Handles for external locking gear Ø22 stainless steel*

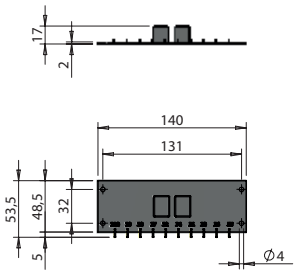

Carte relais puissance 12V-30A.
12V-30A power relay board.

Référence *Reference*	Kg	Finition *Finish*
025711188	0,106	Plastique *Plastic*



Câble de jonction 5 x 1 mm², cosses 6.35 mm, extensible de 150 à 900 mm. Platines inox avec joints d'étanchéité.
Junction cable 5 x 1 mm², 6.35 mm connectors. Extendable from 150 to 900 mm. Stainless steel plates with gaskets.

Référence *Reference*	Kg	Longueur *Length*
025711174	0,454	150-900



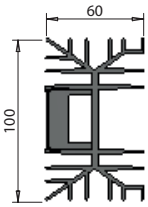



Abaisseur tension de 24V à 12V.
Inverter from 24V to 12V.

Référence *Reference*	Kg	Finition *Finish*
025711175	0,43	Aluminium *Aluminium*

Poignées pour crémone en applique Ø22 inox / *Handles for external locking gear Ø22 stainless steel*

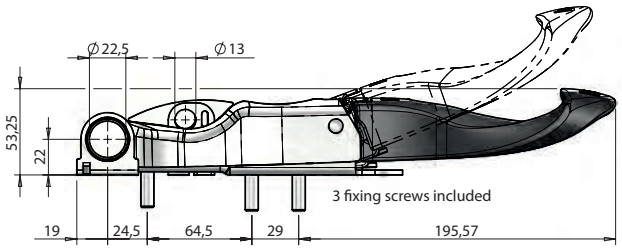

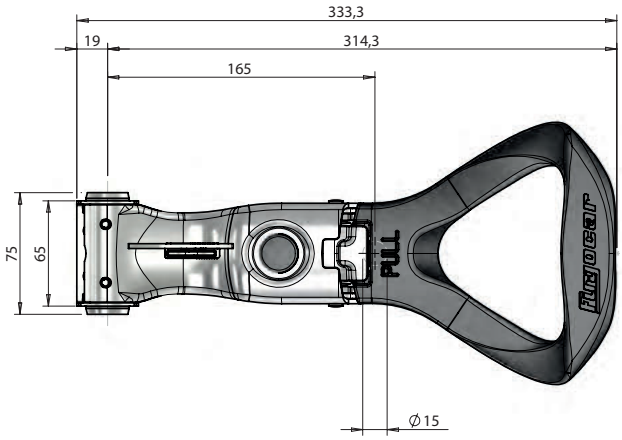

FURGOCAR TWIM 22

Poignée en applique Ø 22 avec platine TIR, sans barillet.
External lock Ø 22 with TIR and without locking barrel.

Référence *Reference*	Kg	Finition *Finish*
025711661	1,402	Acier inoxydable *Stainless steel*

Barillet complet pour fermeture en applique TWIM.
Barrel lock complete with tab for external lock TWIM.

Référence *Reference*	Kg	Finition *Finish*
025711236	0,086	Laiton *Brass*

Poignées pour crémone en applique Ø22 inox / *Handles for external locking gear Ø22 stainless steel*

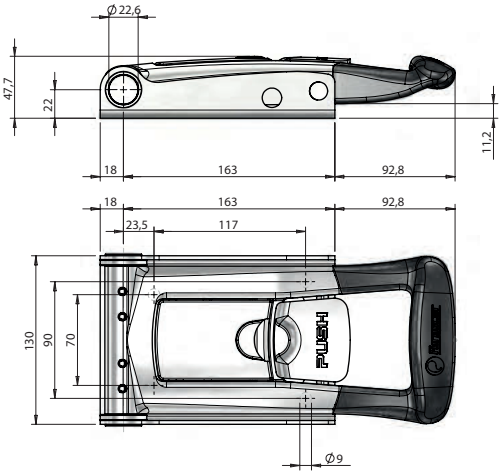

FURGOCAR TORSEO 22 SH-X

Poignée Ø 22 SH-X PUSH en applique.
Ø 22 SH-X PUSH external handle.

Référence *Reference*	Kg
025711663	2,23

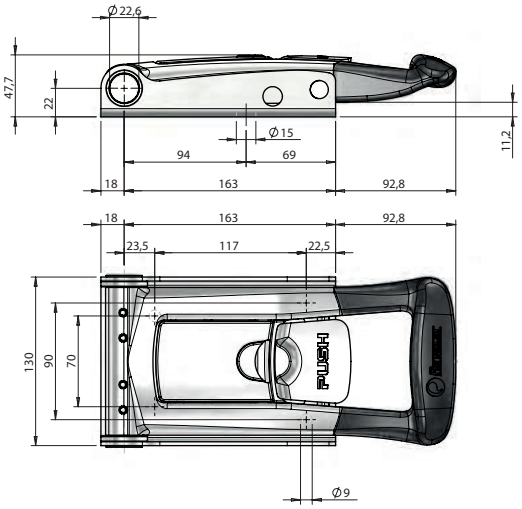

FURGOCAR TORSEO 22 SH-XIR

Poignée Ø 22 SH-X PUSH en applique. Décondamnation intérieure simple.
Ø 22 SH-X PUSH external handle internal release.

Référence *Reference*	Kg
025711690	2,23

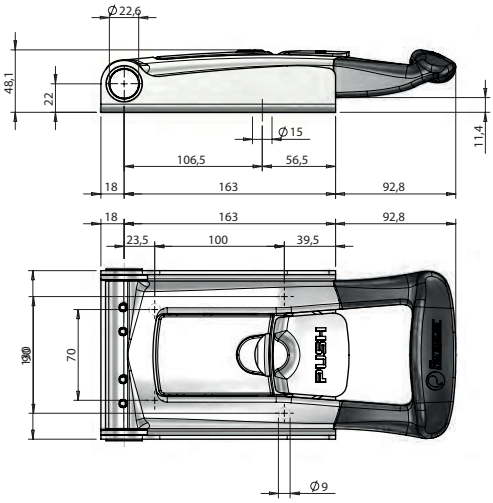

FURGOCAR TORSEO 22 SH-XIRK

Poignée Ø 22 SH-X PUSH en applique. Décondamnation intérieure fermée à clé.
Ø 22 SH-X PUSH external handle internal release (key locked).

Référence *Reference*	Kg
025711672	2,30

Poignées pour crémone en applique Ø22 inox / *Handles for external locking gear Ø22 stainless steel*

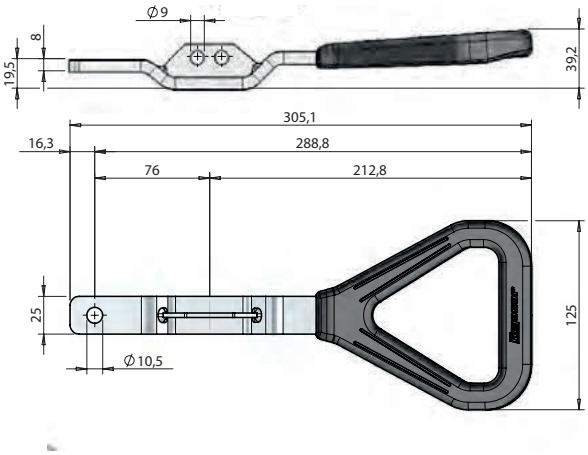

FURGOCAR ERGO

Poignée D/G 25 x 8 mm, prise de main plastifiée.
RH/LH plastic coated lever 25 x 8 mm.

Référence *Reference*	Kg	Finition *Finish*
025710552	0,53	Acier inoxydable *Stainless steel*

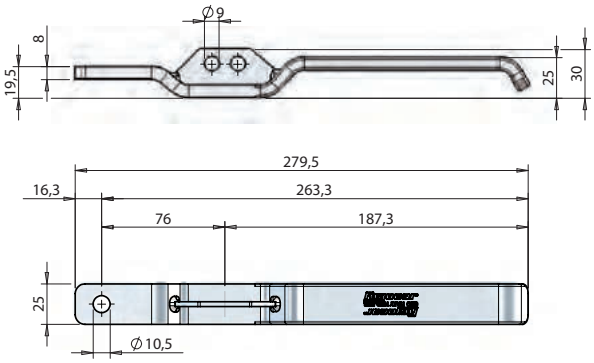

FURGOCAR LEVER

Poignée D/G 25 x 8 mm.
RH/LH Lever 25 x 8 mm.

Référence *Reference*	Kg	Finition *Finish*
025704220	0,47	Acier inoxydable *Stainless steel*

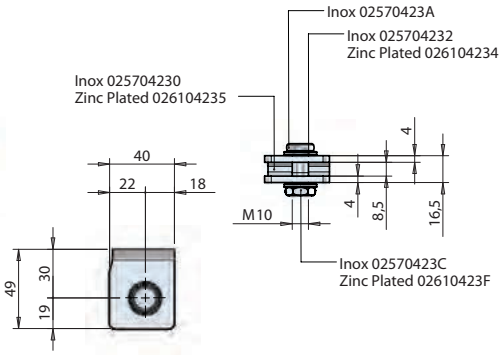

Kit chape de poignée Ø 22 complet.
Lever mount kit Ø 22 complete with fixing pins, bolt, washers & nut.

Référence *Reference*	Kg	Finition *Finish*
025710927	0,212	Acier inoxydable *Stainless steel*

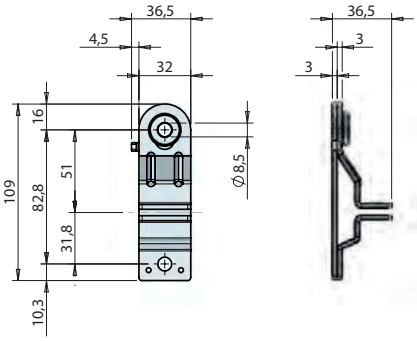

Verrou de poignée 25 x 8 mm.
Lever retainer 25 x 8 mm.

Référence *Reference*	Kg	Finition *Finish*
025704180	0,184	Acier inoxydable *Stainless steel*

Poignées pour crémone en applique Ø22 / *Handles for external locking gear Ø22*

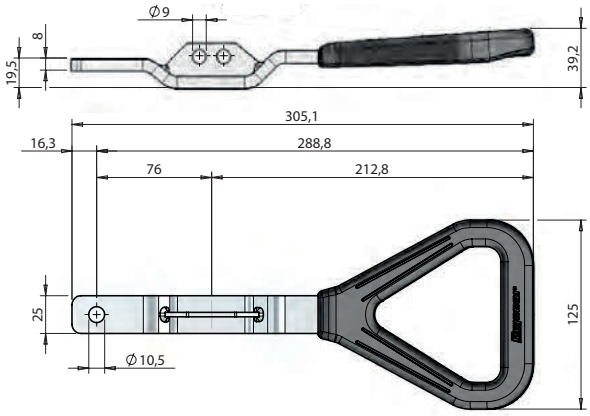

FURGOCAR ERGO

Poignée D/G 25 x 8 mm, prise de main plastifiée.
RH/LH plastic coated lever 25 x 8 mm.

Référence *Reference*	Kg	Finition *Finish*
026110553	0,52	Acier zingué *Zinc plated*

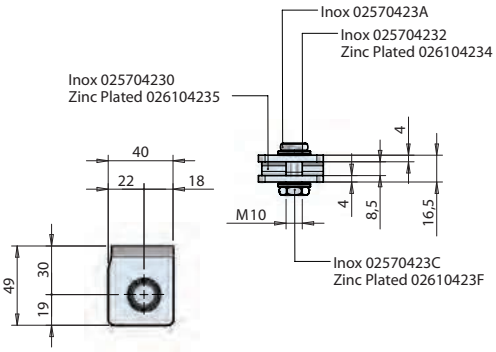

Kit chape de poignée Ø 22 complet.
Lever mount kit Ø 22 complete with fixing pins, bolt, washers & nut.

Référence *Reference*	Kg	Finition *Finish*
026110929	0,22	Acier zingué *Zinc plated*



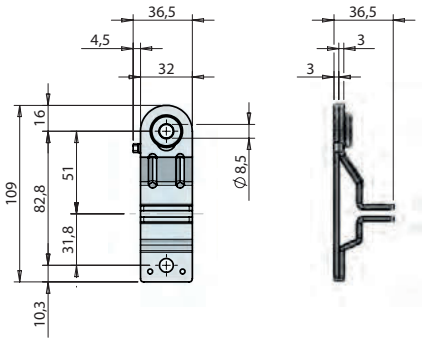

Verrou de poignée 25 x 8 mm.
Lever retainer 25 x 8 mm.

Référence *Reference*	Kg	Finition *Finish*
026104184	0,19	Acier zingué *Zinc plated*

Kit de crémone en applique Ø27 inox / *External locking gear kit Ø27 stainless steel*

FURGOCAR PS4 27

Kit crémone en applique Ø 27.
External locking gear kit Ø 27.

Référence *Reference*	Kg	Finition *Finish*
022911273	3,7	Acier inoxydable *Stainless steel*

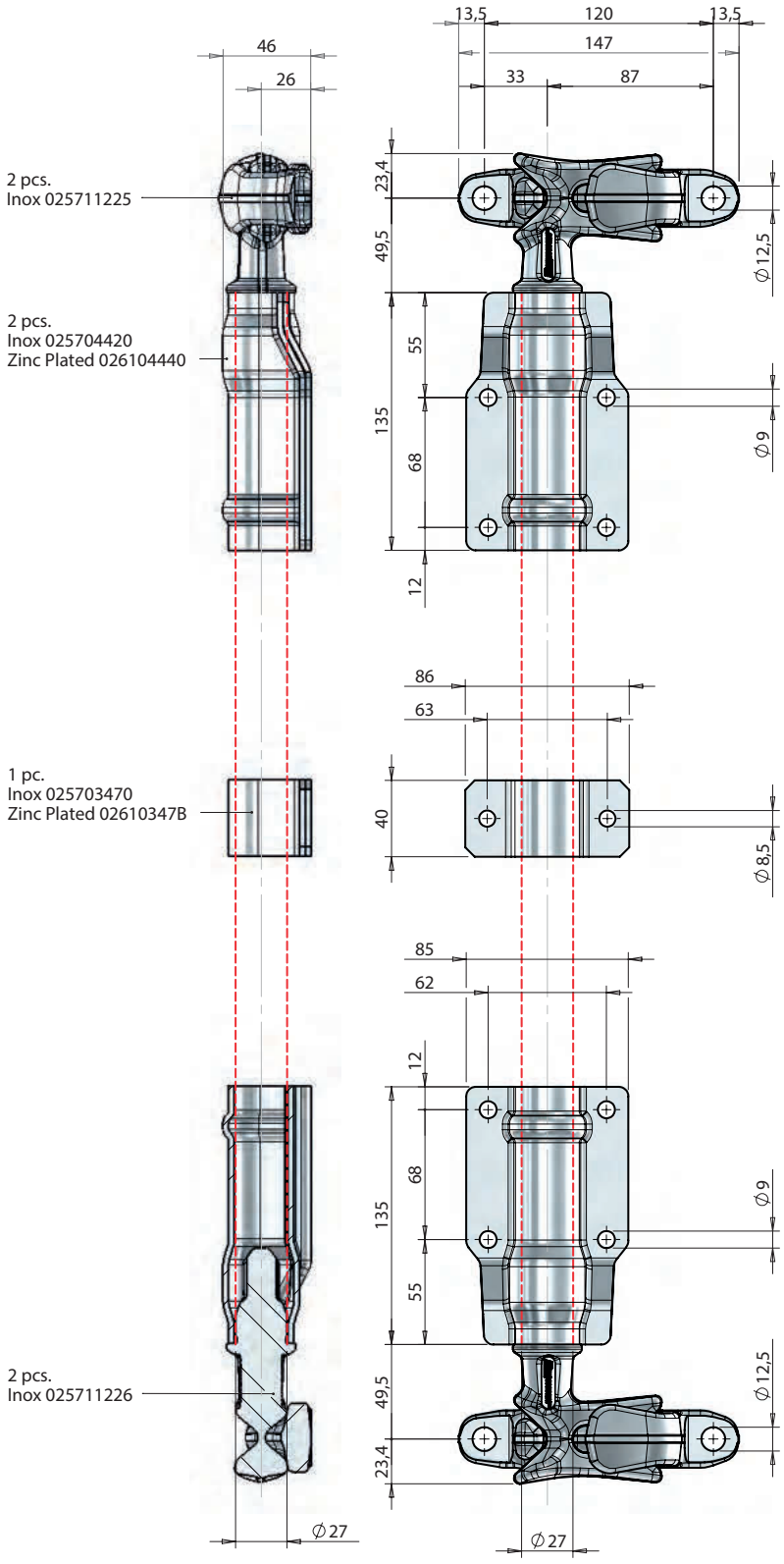

Kit de crémone en applique Ø27 inox / *External locking gear kit Ø27 stainless steel*

FURGOCAR PS4 27

Kit crémone en applique Ø 27 avec platine inférieure de grand guide en plastique.
External locking gear kit Ø 27 with plastic back plate for cranked guide.

Référence *Reference*	Kg	Finition *Finish*
022111274	3,215	Acier inoxydable *Stainless steel*

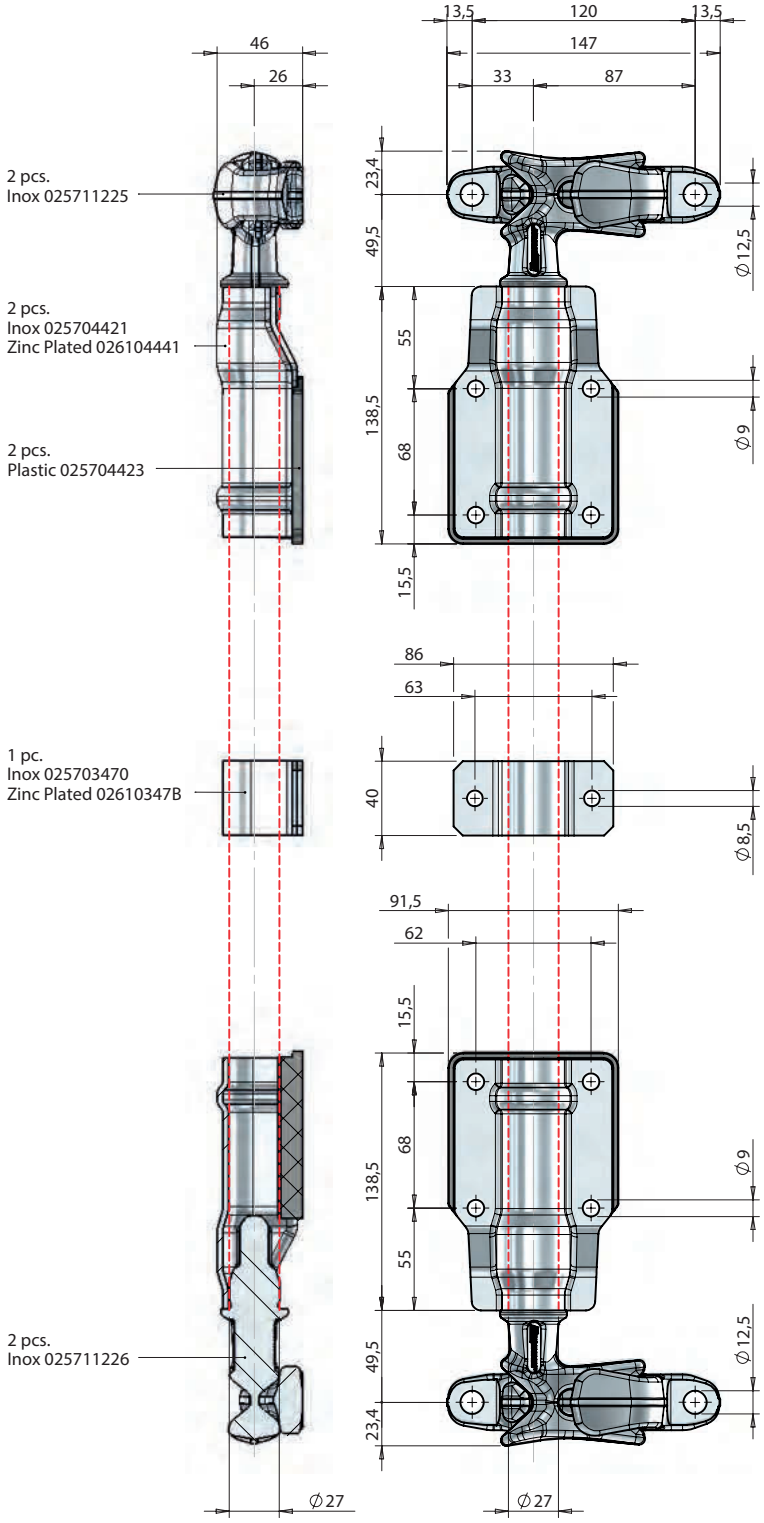

Kit de crémone en applique Ø27 / *External locking gear kit Ø27*

Kit de crémone en applique en acier zingué pour tube Ø 27. Equipé de 1 pène haut zingué, 1 pène bas zingué, 2 gâches zinguées, 1 poignée zinguée, 1 chape et 1 rivet, 2 grands guides avec contre plaque, 1 petit guide avec contre plaque et 1 verrou de poignée.
External zinc plated steel kit for tube Ø 27. Fitted with 2 zinc plated cams, 2 zinc plated keepers, 2 large brackets, 2 small brackets, 1 zinc plated handle with lever mount, 1 handle catch.

Référence *Reference*	Kg	Finition *Finish*
2344457	4,426	Acier zingué *Zinc plated*

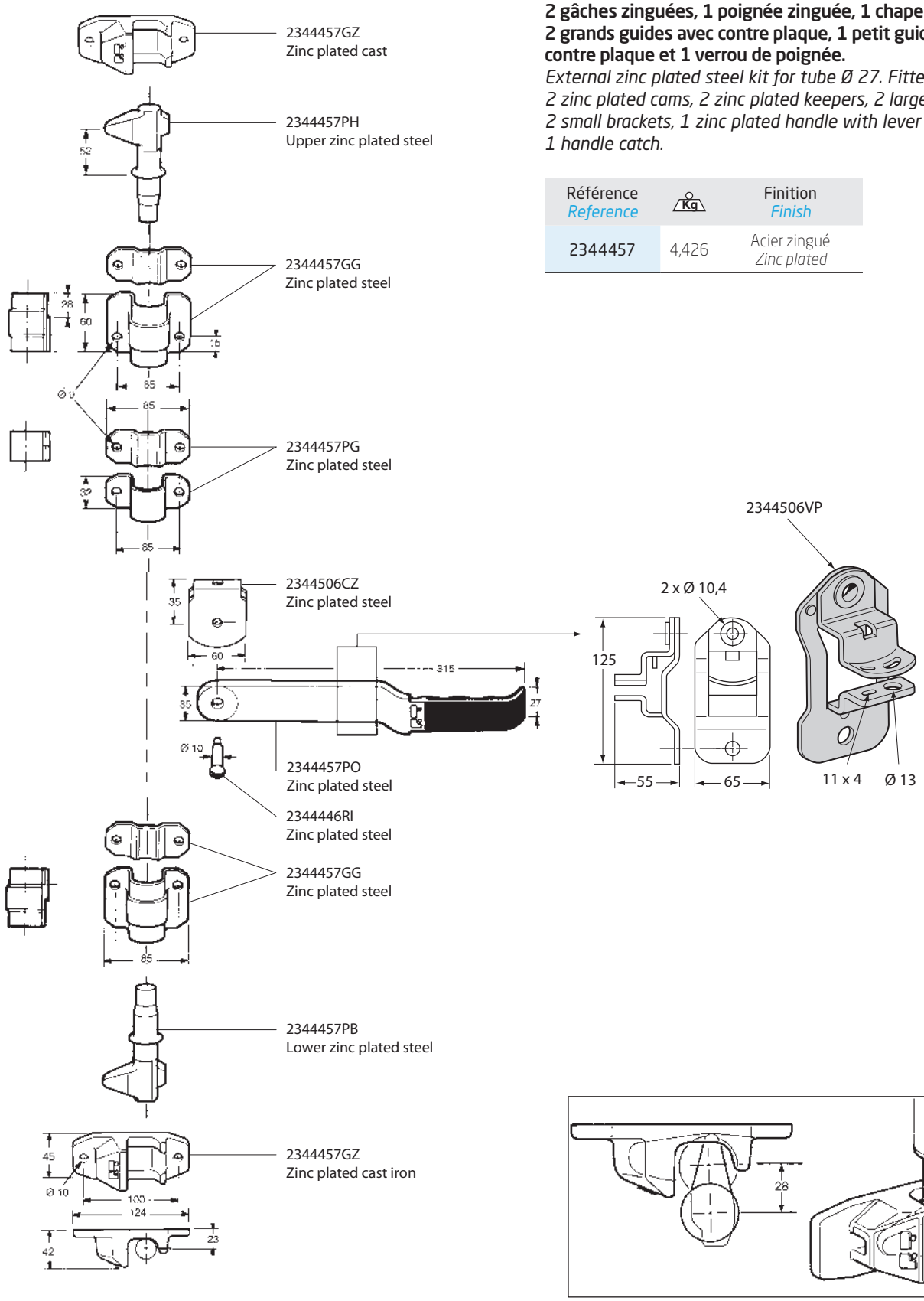

Kit de crémone en applique Ø27 / *External locking gear kit Ø27*

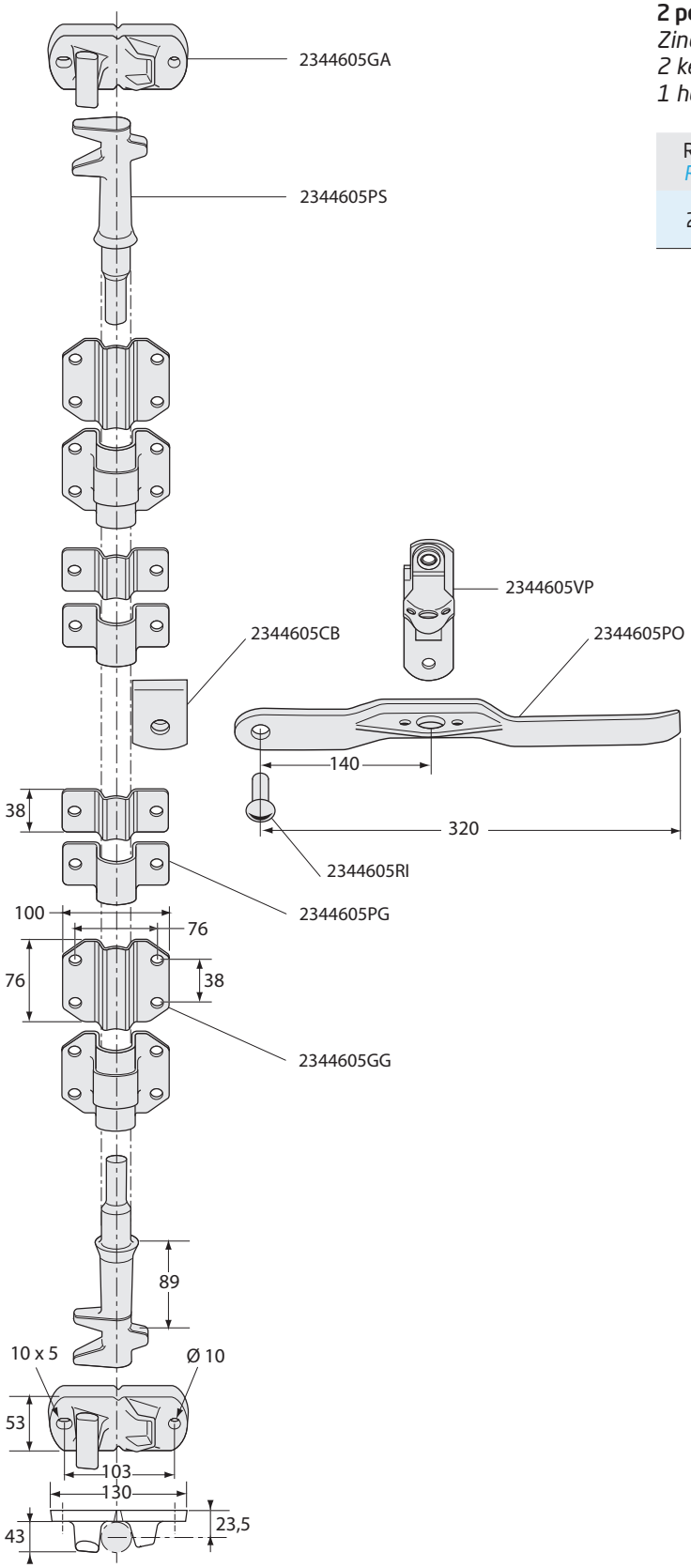

Kit de crémone zingué pour tube 20 x 27. Equipé de 2 gâches, 2 pènes, 2 grands guides avec conte plaque, 2 petits guides avec contre plaque, 1 poignée avec chape.
Zinc plated steel lock kit for tube 20 x 27. Fitted with 2 keepers, 2 cams, 2 large brackets, 2 small brackets, 1 handle with lever mount.

Référence *Reference*	Kg	Finition *Finish*
2344600	6,00	Acier zingué *Zinc plated*

Poignées pour crémone en applique Ø27 inox / *Handles for external locking gear Ø27 stainless steel*

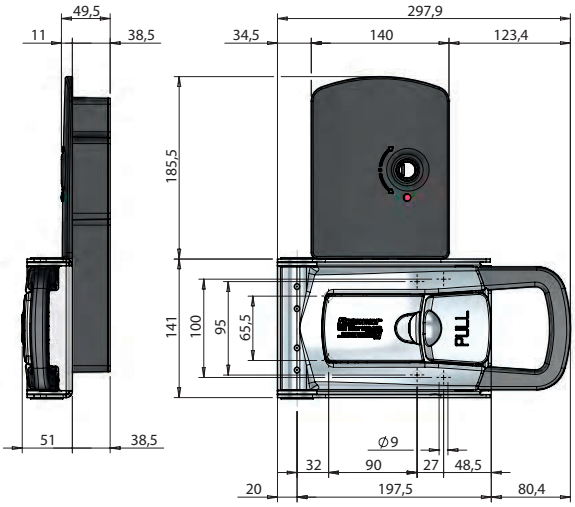

HI-PULL 27 UL-RC

Poignée Ø 27 pour crémone en applique avec boîtier de commande à distance.
External lock Ø 27 with box for remote control device.

Référence *Reference*	Kg	Finition *Finish*
025711171	5,45	Acier inoxydable *Stainless steel*

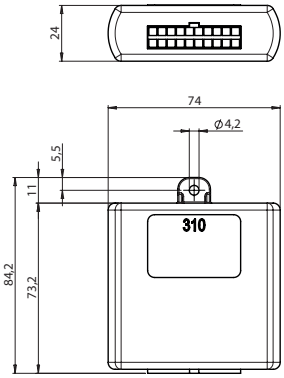

Récepteur avec faisceau électrique livré avec 2 télécommandes.
Receiver with electric beam delivered with 2 remote control.

Référence *Reference*	Kg	Pour *For*
025711945	0,40	020911647 020911943 025711172 025711171 2243482MD 2243482MG

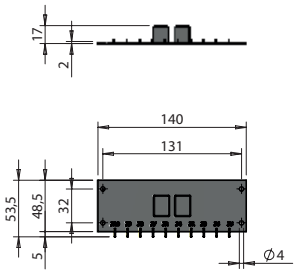

Carte relais puissance 12V-30A.
12V-30A power relay board.

Référence *Reference*	Kg	Finition *Finish*
025711188	0,106	Plastique *Plastic*

Poignées pour crémone en applique Ø27 inox / *Handles for external locking gear Ø27 stainless steel*



Câble de jonction 5 x 1 mm², cosses 6.35 mm, extensible de 150 à 900 mm. Platines inox avec joints d'étanchéité.
Junction cable 5 x 1 mm², 6.35 mm connectors. Extendable from 150 to 900 mm. Stainless steel plates with gaskets.

Référence *Reference*	Kg	Longueur *Length*
025711174	0,454	150-900



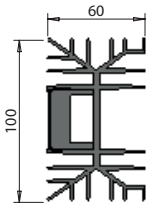



Abaisseur tension de 24V à 12V.
Inverter from 24V to 12V.

Référence *Reference*	Kg	Finition *Finish*
025711175	0,43	Aluminium *Aluminium*

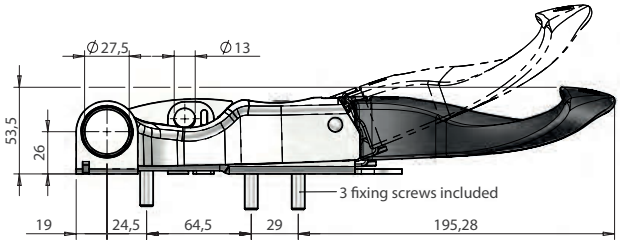

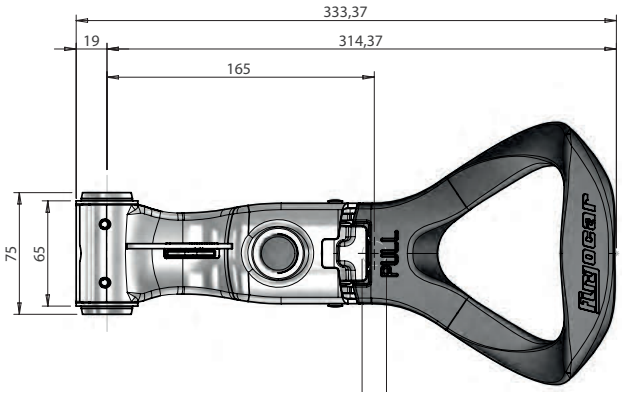

FURGOCAR TWIM 27

Poignée en applique Ø 27 avec platine TIR, sans barillet.
External lock Ø 27 with TIR and without locking barrel.

Référence *Reference*	Kg	Finition *Finish*
025711660	1,440	Acier inoxydable *Stainless steel*

Poignées pour crémone en applique Ø27 inox / *Handles for external locking gear Ø27 stainless steel*

Barillet complet pour fermeture en applique TWIM.
Barrel lock complete with tab for external lock TWIM.

Référence *Reference*	Kg	Finition *Finish*
025711236	0,086	Laiton *Brass*

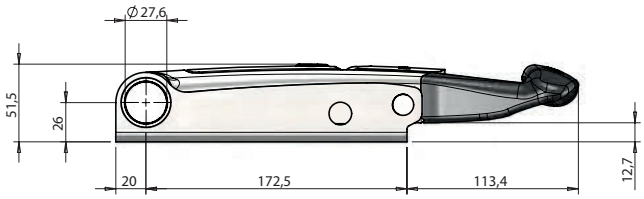

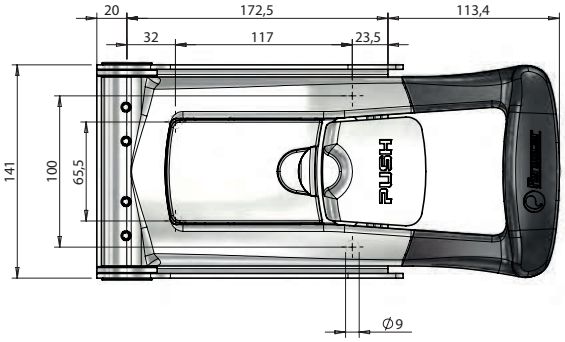

FURGOCAR TORSEO 27 SH-X

Poignée Ø 27 SH-X PUSH en applique.
Ø 27 SH-X PUSH external handle.

Référence *Reference*	Kg
025711664	2,665

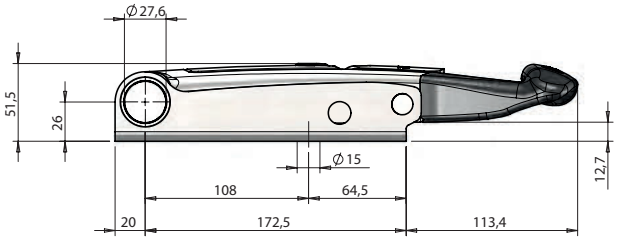

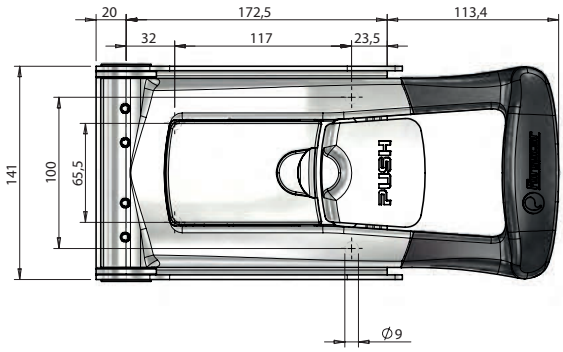

FURGOCAR TORSEO 27 SH-XIR

Poignée Ø 27 SH-X PUSH en applique. Décondamnation intérieure simple.
Ø 27 SH-X PUSH external handle internal release.

Référence *Reference*	Kg
025711691	2,665

Poignées pour crémone en applique Ø27 inox / *Handles for external locking gear Ø27 stainless steel*

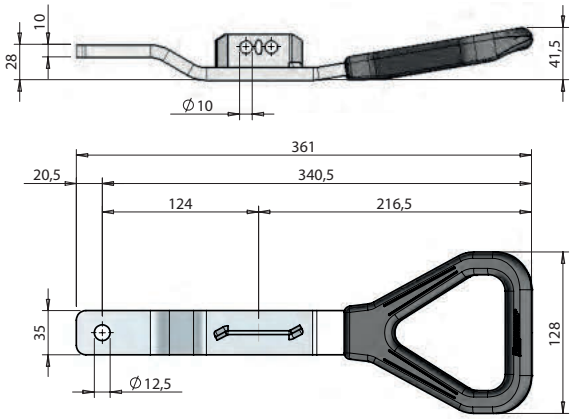

FURGOCAR ERGO

Poignée D/G, plastifiée 35 x 10 mm, pour verrou standard.
RH/LH plastic coated lever 35 x 10 mm, for standard retainer.

Référence *Reference*	Kg	Finition *Finish*
025710534	0,93	Acier inoxydable *Stainless steel*

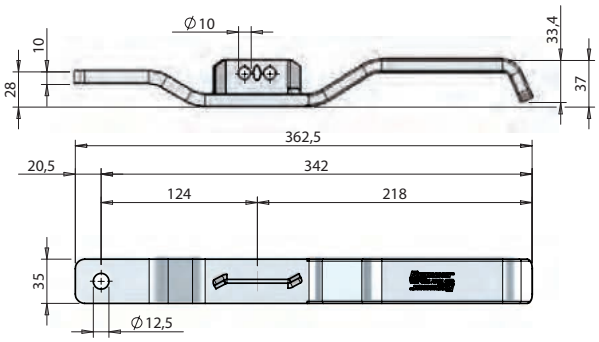

FURGOCAR LEVER

Poignée D/G 35 x 10 mm pour verrou standard.
RH/LH lever 35 x 10 mm for standard retainer.

Référence *Reference*	Kg	Finition *Finish*
025703503	1,08	Acier inoxydable *Stainless steel*

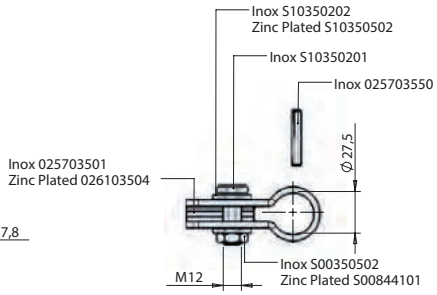

Kit chape de poignée Ø 27 complet.
Lever mount kit Ø 27 complete with fixing pins, bolt, washers & nut.

Référence *Reference*	Kg	Finition *Finish*
025710947	0,362	Acier inoxydable *Stainless steel*

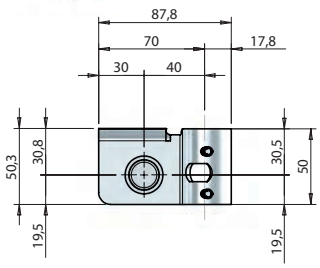

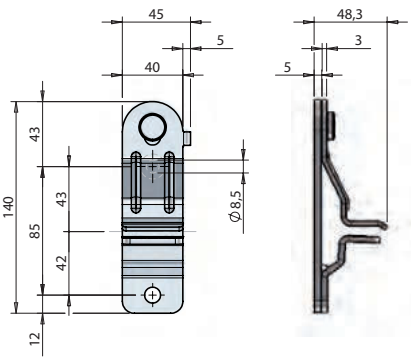

Verrou de poignée 35 x 10 mm standard.
Lever retainer for standard lever 35 x 10 mm.

Référence *Reference*	Kg	Finition *Finish*
025703540	0,38	Acier inoxydable *Stainless steel*

Poignées pour crémone en applique Ø27 / *Handles for external locking gear Ø27*

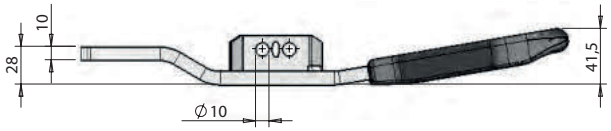

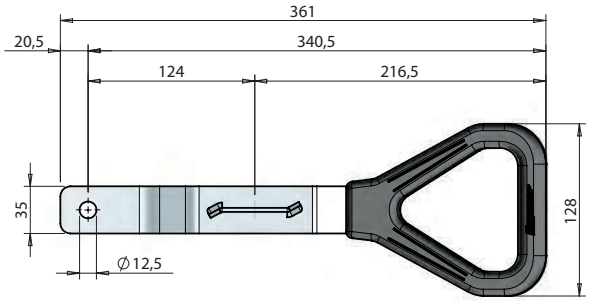

FURGOCAR ERGO

Poignée D/G, plastifiée 35 x 10 mm, pour verrou standard.
RH/LH plastic coated lever 35 x 10 mm, for standard retainer.

Référence *Reference*	Kg	Finition *Finish*
026110537	0,9	Acier zingué *Zinc plated*

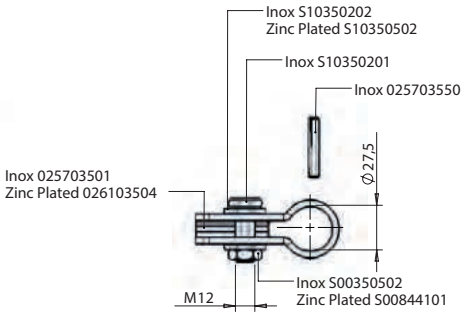

Kit chape de poignée Ø 27 complet.
Lever mount kit Ø 27 complete with fixing pins, bolt, washers & nut.

Référence *Reference*	Kg	Finition *Finish*
026110949	0,346	Acier zingué *Zinc plated*

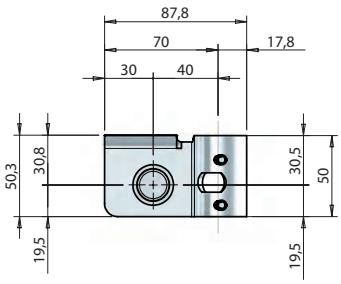

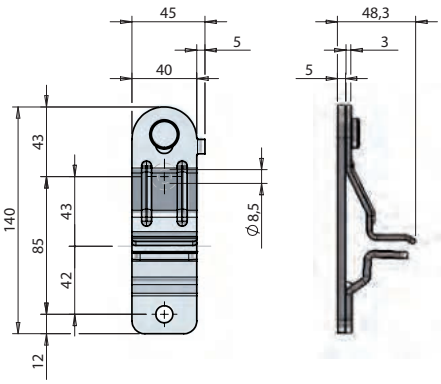

Verrou de poignée 35 x 10 mm standard.
Lever retainer for standard lever 35 x 10 mm.

Référence *Reference*	Kg	Finition *Finish*
026103541	0,38	Acier zingué *Zinc plated*

Gâche pour crémone en applique Ø16 / *Keeper for external locking gear Ø16*

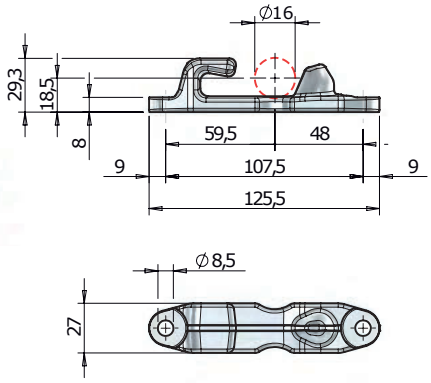

Gâche D/G ST1 Ø 16.
RH/LH keeper Ø 16 ST1.

Référence *Reference*	Kg	Finition *Finish*
026104352	0,26	Acier zingué *Zinc plated*

Gâche pour crémone en applique Ø16 inox / *Keeper for external locking gear Ø16 stainless steel*

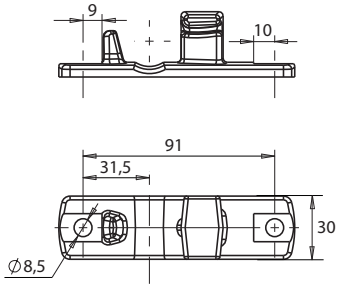

Gâche inox Ø 16.
Stainless steel keeper Ø 16.

Référence *Reference*	Kg	Finition *Finish*
2344530GA	0,220	Acier inoxydable *Stainless steel*

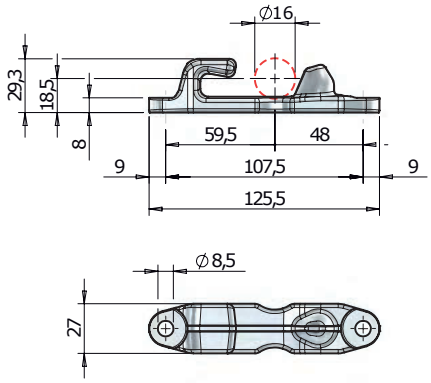

FURGOCAR ST1 16

Gâche D/G Ø 16.
RH/LH keeper Ø 16.

Référence *Reference*	Kg	Finition *Finish*	
025704342	0,26	Acier inoxydable *Stainless steel*	10

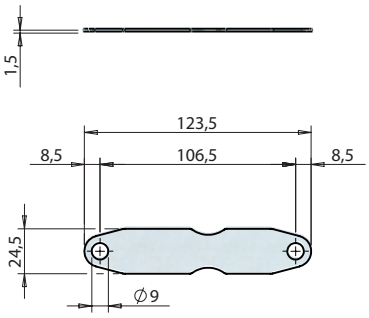

Cale pour gâche ST1 Ø 16.
Spacer for keeper Ø 16 ST1.

Référence *Reference*	Kg	Finition *Finish*
025704343	0,03	Acier inoxydable *Stainless steel*

Gâche pour crémone en applique Ø22 inox / *Cam for external locking gear Ø22 stainless steel*

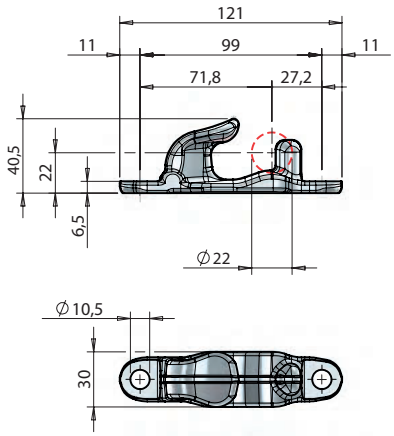

FURGOCAR ST4 22

Gâche D/G pour crémone Ø 22.
RH/LH keeper Ø 22.

Référence *Reference*	Kg	Finition *Finish*
025711229	0,312	Acier inoxydable *Stainless steel*

Gâche pour crémone en applique Ø27 inox / *Keeper for external locking gear Ø27 stainless steel*

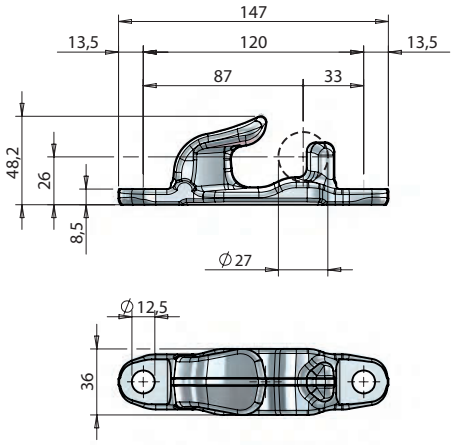

FURGOCAR PS4 27

Gâche D/G pour crémone Ø 27.
RH/LH keepers Ø 27.

Référence *Reference*	Kg	Finition *Finish*
025711225	0,542	Acier inoxydable *Stainless steel*

Pêne pour crémone en applique Ø16 / *Cam for external locking gear Ø16*



Pêne D/G ST1 Ø 16.
RH/LH cam Ø 16 ST1.

Référence *Reference*	Kg	Finition *Finish*
026104351	0,11	Acier zingué *Zinc plated*

Pêne pour crémone en applique Ø16 inox / *Cam for external locking gear Ø16 stainless steel*

Pêne Ø 16 inox.
Stainless steel cam Ø 16.

Référence *Reference*	Kg	Finition *Finish*
2344533PI	0,095	Acier inoxydable *Stainless steel*

Pêne D/G ST1 Ø 16.
RH/LH cam Ø 16 ST1.

Référence *Reference*	Kg	Finition *Finish*	
025704341	0,11	Acier inoxydable *Stainless steel*	10

Pêne pour crémone en applique Ø22 inox / *Cam for external locking gear Ø22 stainless steel*

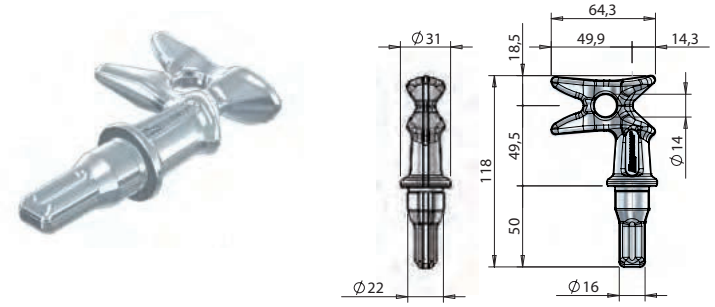

FURGOCAR ST4 22
Pêne D/G verrouillable, pour crémone Ø 22.
RH/LH cam Ø 22 lockable.

Référence *Reference*	Kg	Finition *Finish*
025711230	0,368	Acier inoxydable *Stainless steel*

Pêne pour crémone en applique Ø27 inox / *Cam for external locking gear Ø27 stainless steel*

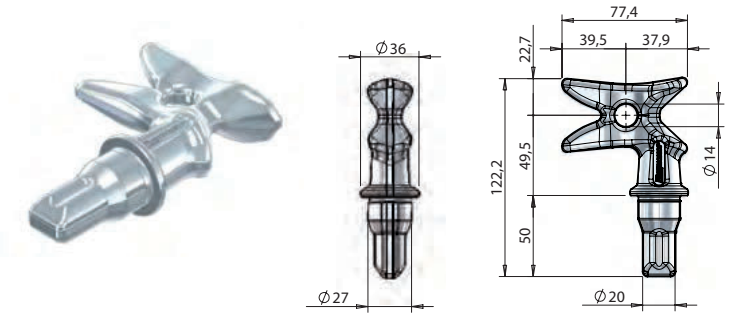

FURGOCAR PS4 27
Pêne D/G verrouillable, pour crémone Ø 27.
RH/LH cam Ø 27 lockable.

Référence *Reference*	Kg	Finition *Finish*
025711226	0,53	Acier inoxydable *Stainless steel*

Accessoires pour crémone en applique / *Accessories for external locking gear*

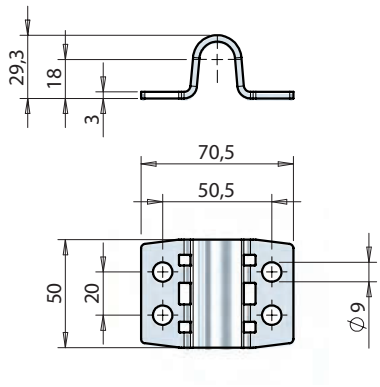

Grand guide, partie supérieure Ø 16 longueur 50 mm.
Upper support guide Ø 16, 50 mm length.

Référence *Reference*	Kg	Ø	Finition *Finish*
026104361	0,11	16	Acier zingué *Zinc plated*

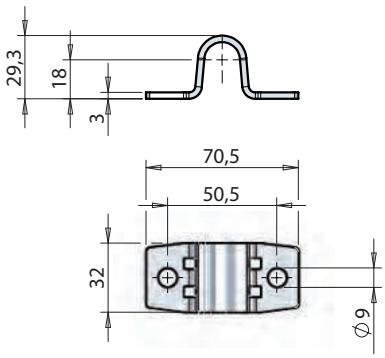

Petit guide, partie supérieure Ø 16 longueur 32 mm.
Upper support guide Ø 16, 32 mm length.

Référence *Reference*	Kg	Ø	Finition *Finish*
026104371	0,07	16	Acier zingué *Zinc plated*

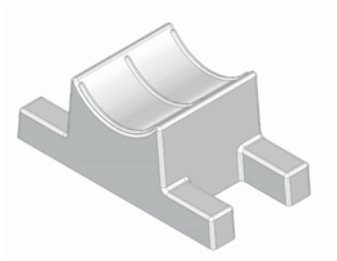

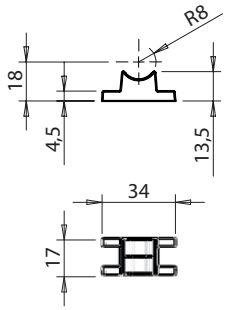

Plaque d'appui en nylon pour guides Ø 16.
Back plate for guide Ø 16.

Référence *Reference*	Kg	Ø	Finition *Finish*	
025704380	0,005	16	Plastique *Plastic*	10

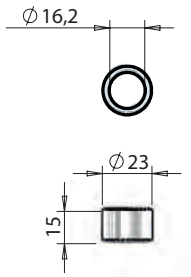

Bague anti-rack Ø 16.
Anti-rack ring Ø 16.

Référence *Reference*	Kg	Ø	Finition *Finish*
026104391	0,025	16	Acier zingué *Zinc plated*

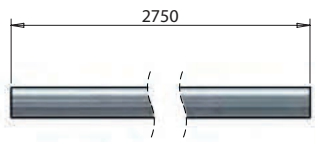

Axe Ø 16 x 2750 mm.
Rod Ø 16 x 2750 mm.

Référence *Reference*	Kg	Ø	Finition *Finish*
026104332	4,42	16	Acier zingué *Zinc plated*

Accessoires pour crémone en applique / *Accessories for external locking gear*

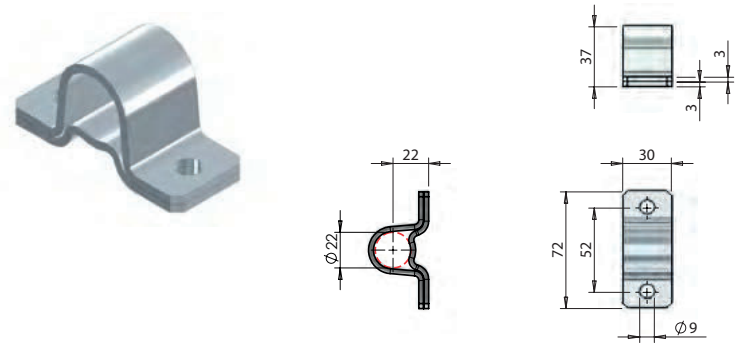

Petit guide Ø 22 longueur 30 mm.
Guide plate Ø 22, 30 mm length.

Référence *Reference*	Kg	Ø	Finition *Finish*
026104153	0,13	22	Acier zingué *Zinc plated*

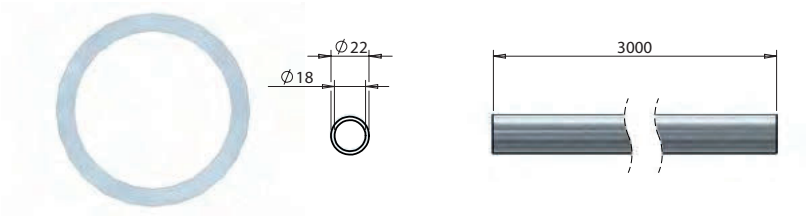

Tube Ø 22 x 2 x 3000 mm.
Tube Ø 22 x 2 x 3000 mm.

Référence *Reference*	Kg	Ø	Finition *Finish*
026110029	3	22	Acier zingué *Zinc plated*

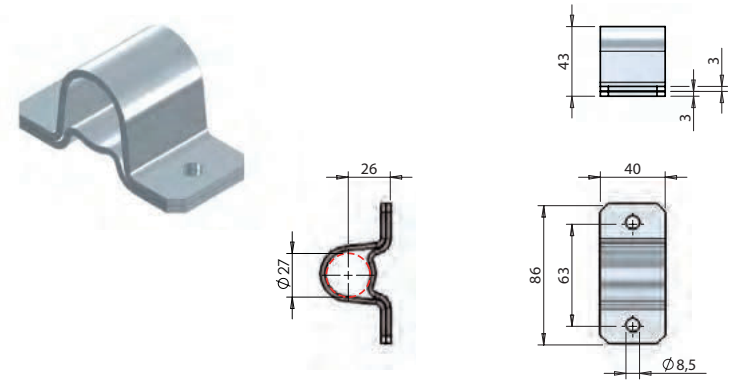

Petit guide Ø 27 longueur 40 mm.
Guide plate Ø 27, 40 mm length.

Référence *Reference*	Kg	Ø	Finition *Finish*
02610347B	0,2	27	Acier zingué *Zinc plated*

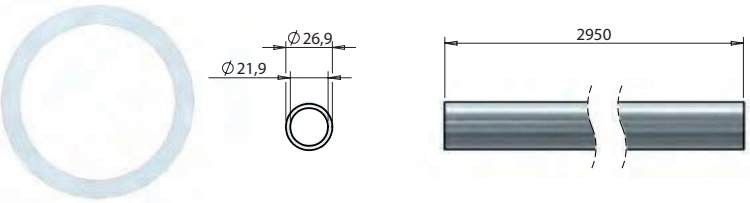

Tube Ø 26,9 x 2,5 x 3000 mm.
Tube Ø 26,9 x 2,5 x 3000 mm.

Référence *Reference*	Kg	Ø	Finition *Finish*
026110026	4,4	27	Acier zingué *Zinc plated*

Accessoires pour crémone en applique inox / *Accessories for external locking gear stainless steel*

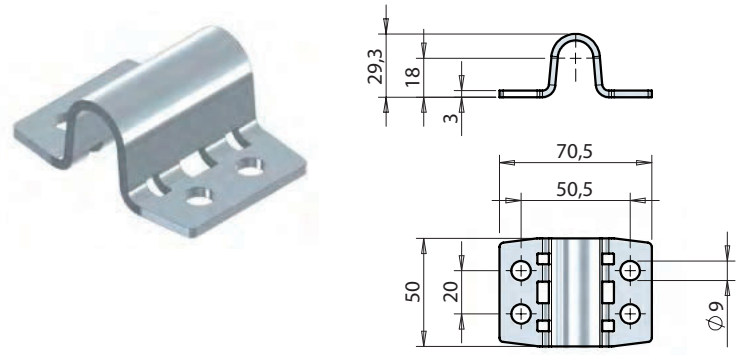

Grand guide, partie supérieure Ø 16 longueur 50 mm.
Upper support guide Ø 16, 50 mm length.

Référence *Reference*	Kg	Ø	Finition *Finish*	
025704360	0,11	16	Acier inoxydable *Stainless steel*	10

Accessoires pour crémone en applique inox / *Accessories for external locking gear stainless steel*

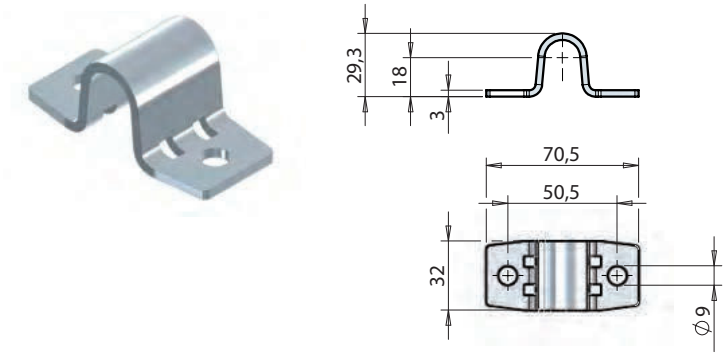

Petit guide, partie supérieure Ø 16 longueur 32 mm.
Upper support guide Ø 16, 32 mm length.

Référence *Reference*	Kg	Ø	Finition *Finish*
025704370	0,07	16	Acier inoxydable *Stainless steel*

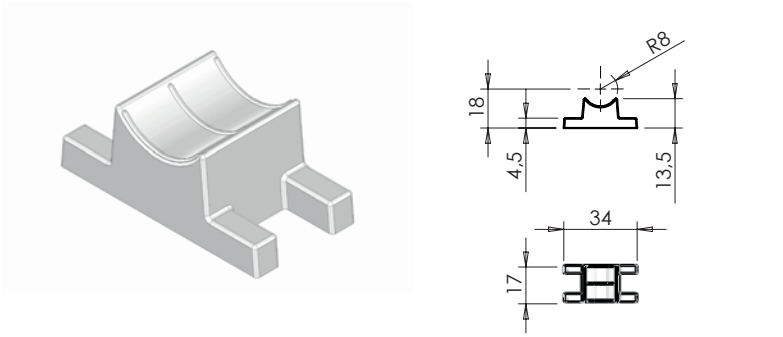

Plaque d'appui en nylon pour guides Ø 16.
Back plate for guide Ø 16.

Référence *Reference*	Kg	Ø	Finition *Finish*	
025704380	0,005	16	Plastique *Plastic*	10

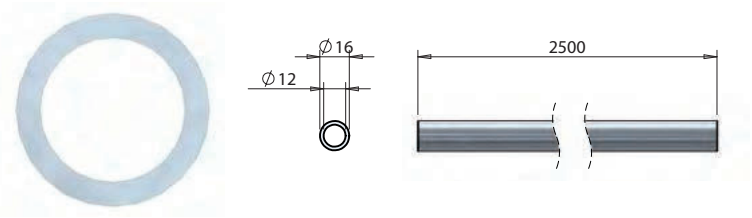

Tube Ø 16 x 2 x 2500 mm.
Tube Ø 16 x 2 x 2500 mm.

Référence *Reference*	Kg	Ø	Finition *Finish*
025704330	1,753	16	Acier inoxydable *Stainless steel*

Bague anti-rack Ø 16.
Anti-rack ring Ø 16.

Référence *Reference*	Kg	Ø	Finition *Finish*
025704390	0,025	16	Acier inoxydable *Stainless steel*

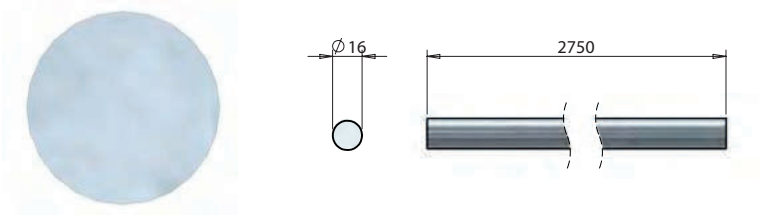

Axe Ø 16 x 2750 mm.
Rod Ø 16 x 2750 mm.

Référence *Reference*	Kg	Ø	Finition *Finish*
025704331	4,34	16	Acier inoxydable *Stainless steel*

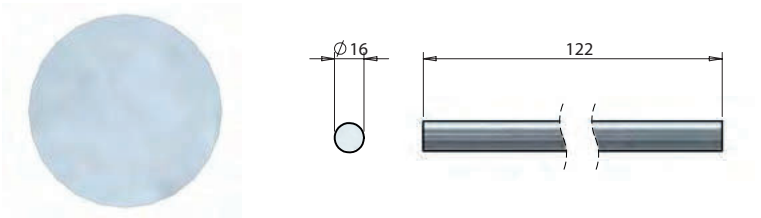

Demi axe inox Ø 16 x 122 mm.
Half stainless steel pin Ø 16 x 122 mm.

Référence *Reference*	Kg	Ø	Finition *Finish*
2344494AX	0,175	16	Acier inoxydable *Stainless steel*

Accessoires pour crémone en applique inox / *Accessories for external locking gear stainless steel*

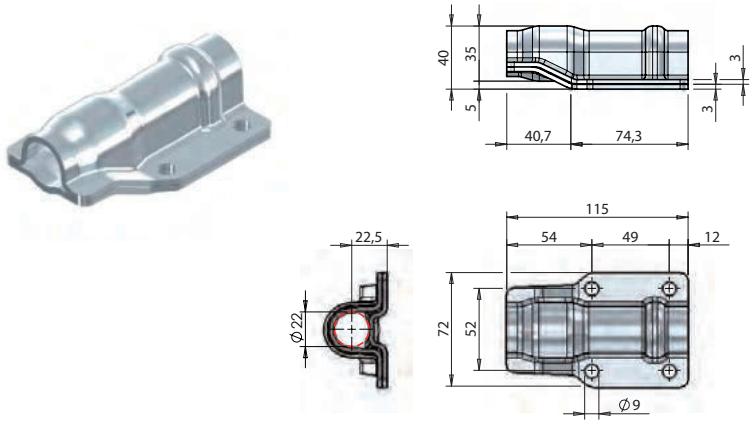

Grand guide déporté Ø 22.
Cranked support guide Ø 22.

Référence *Reference*	Kg	Ø	Finition *Finish*
025704430	0,44	22	Acier inoxydable *Stainless steel*

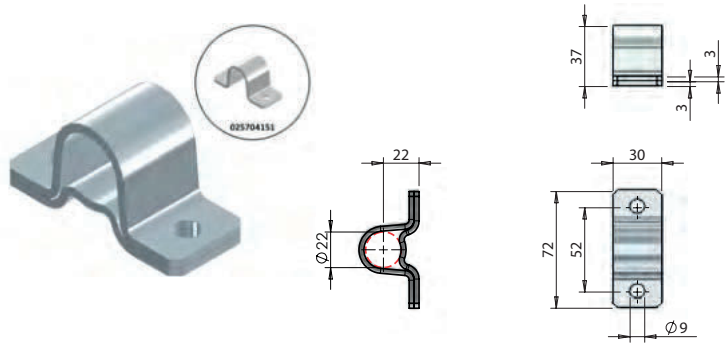

Petit guide Ø 22 longueur 30 mm.
Guide plate Ø 22, 30 mm length.

Référence *Reference*	Kg	Ø	Finition *Finish*
025704150	0,13	22	Acier inoxydable *Stainless steel*
025704151	0,13	22	Acier inoxydable *Stainless steel*

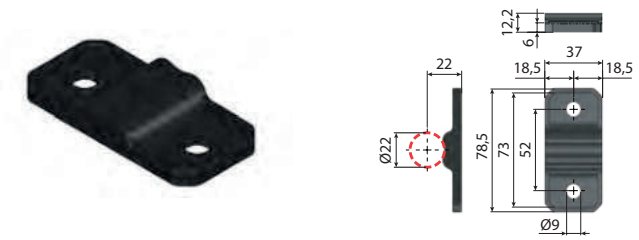

Platine inférieure en plastique pour petit guide Ø 22.
Back plate for cranked support guide Ø 22.

Référence *Reference*	Kg	Ø	Finition *Finish*
025704156	0,015	22	Plastique *Plastic*

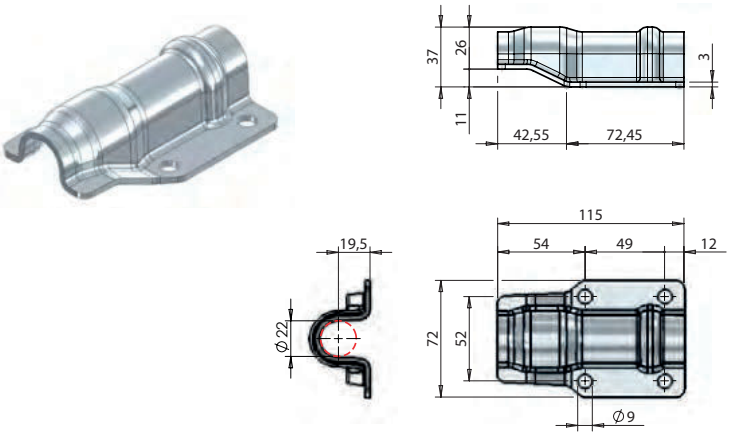

Partie supérieure du grand guide déporté Ø 22.
Upper part cranked support guide Ø 22.

Référence *Reference*	Kg	Ø	Finition *Finish*
025704431	0,440	22	Acier inoxydable *Stainless steel*

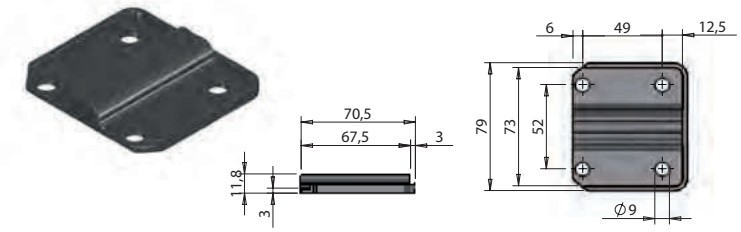

Platine inf. en plastique pour grand guide déporté Ø 22.
Back plate for cranked support guide Ø 22.

Référence *Reference*	Kg	Ø	Finition *Finish*
025704433	0,025	22	Plastique *Plastic*

Accessoires pour crémone en applique inox / *Accessories for external locking gear stainless steel*

Tube Ø 22 x 2 x 2500 mm.
Tube Ø 22 x 2 x 2500 mm.

Référence *Reference*	Kg	Ø	Finition *Finish*
025704120	2,505	22	Acier inoxydable *Stainless steel*

Bague Ø 22 longueur 41 mm.
Spacer sleeve Ø 22 length 41 mm.

Référence *Reference*	Kg	Ø	Finition *Finish*
025710763	0,045	22	Acier inoxydable *Stainless steel*

Bague anti-rack Ø 22.
Anti-rack ring Ø 22.

Référence *Reference*	Kg	Ø	Finition *Finish*
025704190	0,03	22	Acier inoxydable *Stainless steel*

Protection pour bague anti-rack Ø 22.
Protective cover for anti-rack ring Ø 22.

Référence *Reference*	Kg	Ø	Finition *Finish*
025704210	0,01	22	Plastique *Plastic*

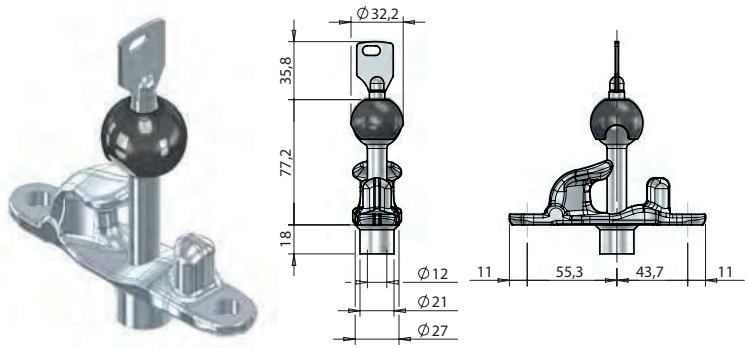

Kit gâche antivol Ø 22 ST4, livré avec 3 clés cylindriques.
High security keeper kit Ø 22 ST4, with 3 special spherical keys.

Référence *Reference*	Kg	Ø	Finition *Finish*
025711616	0,542	22	Acier inoxydable *Stainless steel*

Accessoires pour crémone en applique inox / *Accessories for external locking gear stainless steel*

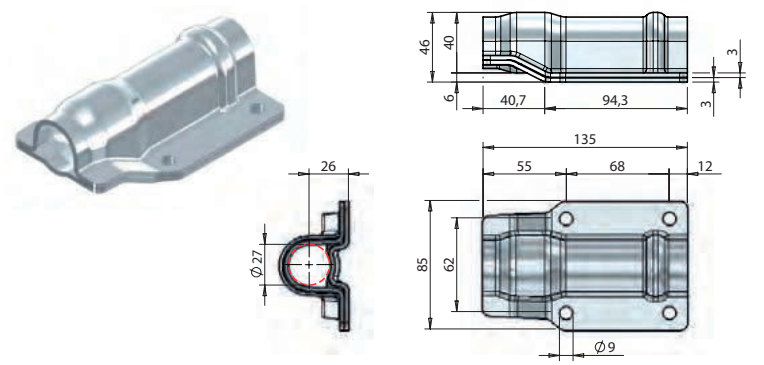

Grand guide déporté Ø 27.
Cranked support guide Ø 27.

Référence *Reference*	Kg	Ø	Finition *Finish*
025704420	0,65	27	Acier inoxydable *Stainless steel*

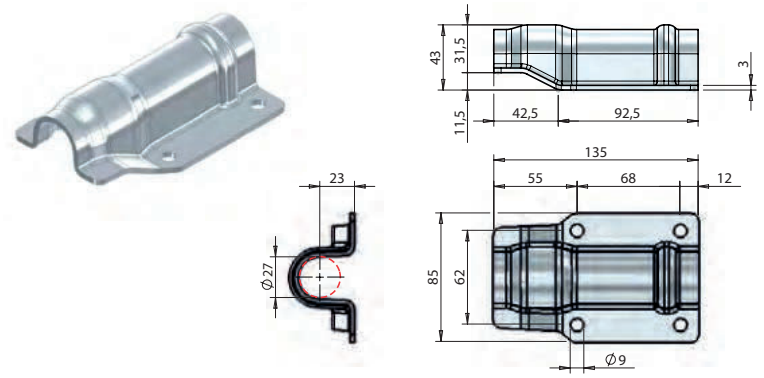

Partie supérieure du grand guide déporté Ø 27.
Cranked support guide Ø 27.

Référence *Reference*	Kg	Ø	Finition *Finish*
025704421	0,650	27	Acier inoxydable *Stainless steel*

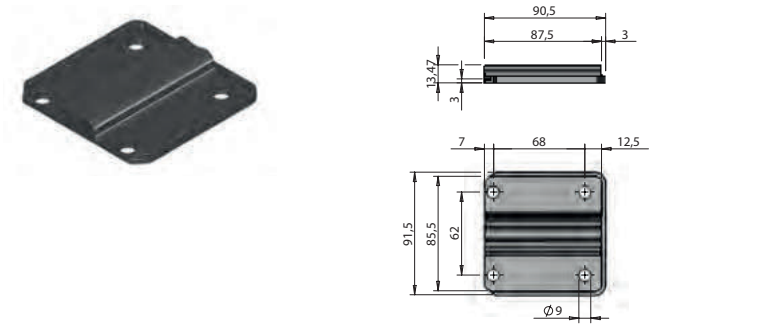

Platine inf. en plastique pour grand guide déporté Ø 27.
Back plate for cranked support guide Ø 27.

Référence *Reference*	Kg	Ø	Finition *Finish*
025704423	0,04	27	Plastique *Plastic*

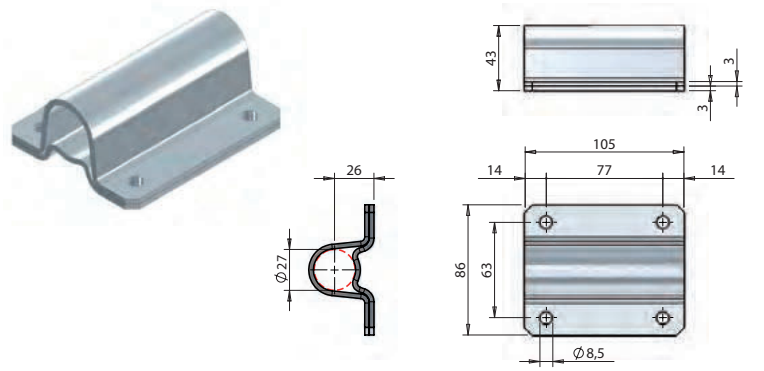

Grand guide Ø 27 longueur 105 mm.
Guide plate Ø 27, 105 mm length.

Référence *Reference*	Kg	Ø	Finition *Finish*
025703460	0,56	27	Acier inoxydable *Stainless steel*

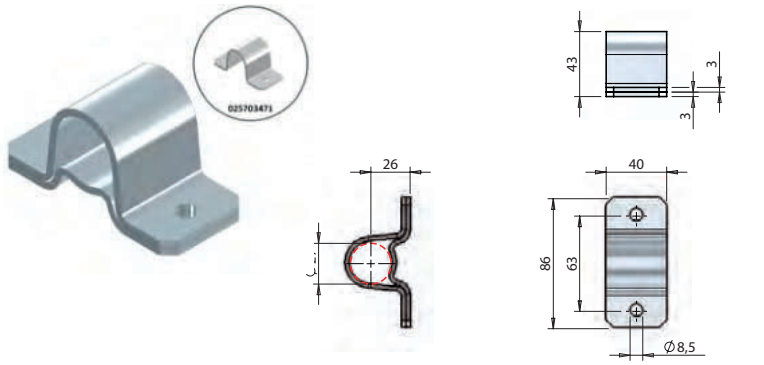

Petit guide Ø 27 longueur 40 mm.
Guide plate Ø 27, 40 mm length.

Référence *Reference*	Kg	Ø	Finition *Finish*
025703470	0,21	27	Acier inoxydable *Stainless steel*
025703471	0,21	27	Acier inoxydable *Stainless steel*

Accessoires pour crémone en applique inox / *Accessories for external locking gear stainless steel*

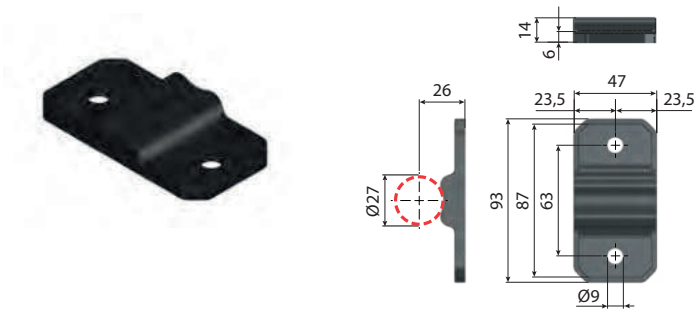

Platine inférieure en plastique pour petit guide Ø 27.
Back plate for cranked support guide Ø 27.

Référence *Reference*	Kg	Ø	Finition *Finish*
025703477	0,22	27	Plastique *Plastic*



Tube Ø 26,9 x 2,5 x 2650 mm.
Tube Ø 26,9 x 2,5 x 2650 mm.

Référence *Reference*	Kg	A (mm)	Finition *Finish*
025703570	4,047	27	Acier inoxydable *Stainless steel*

Bague Ø 27 longueur 38 mm.
Spacer sleeve Ø 27, 38 mm length.

Référence *Reference*	Kg	Ø	Finition *Finish*
025710495	0,078	27	Acier inoxydable *Stainless steel*

Bague anti-rack Ø 27.
Anti-rack ring Ø 27.

Référence *Reference*	Kg	Ø	Finition *Finish*
025703480	0,03	27	Acier inoxydable *Stainless steel*

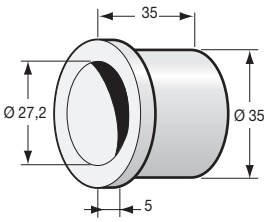

Bague épaulée nylon.
Nylon shoulderd bush.

Référence *Reference*	Kg	Ø	Finition *Finish*
2344439	0,012	27	Plastique *Plastic*

Protection pour bague anti-rack Ø 27.
Protective cover for anti-rack ring Ø 27.

Référence *Reference*	Kg	Ø	Finition *Finish*
025703490	0,01	27	Plastique *Plastic*

Accessoires pour crémone en applique inox / *Accessories for external locking gear stainless steel*

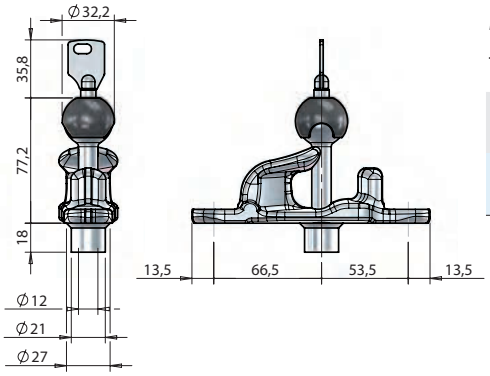

Kit gâche antivol Ø 27 PS4, livré avec 3 clés cylindriques.
High security keeper kit Ø 27 PS4, with 3 special spherical keys.

Référence *Reference*	Kg	Ø	Finition *Finish*
025711617	0,772	27	Acier inoxydable *Stainless steel*

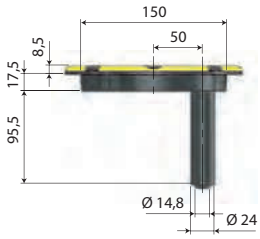

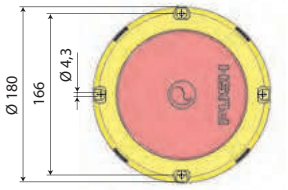

FREEF

Dispositif intuitif anti-enfermement.
Intuitive anti-lock-in device.

Référence *Reference*	Kg
020911794	0,470

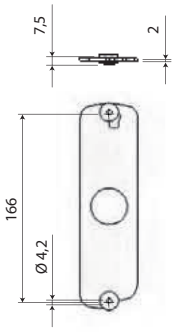

FREEF

Kit plaque de protection pour dispositif anti-enfermement.
Protection plate kit for anti-lock-in device.

Référence *Reference*	Kg
020911795	0,120

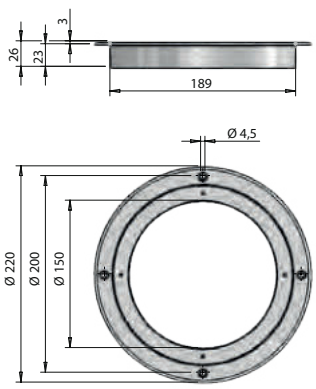

FREEF

Cuvette d'encastrement pour dispositif anti-enfermement.
Pan for recessing anti-lock-in device.

Référence *Reference*	Kg
020911799	0,060

Gâche pour crémone à encastrer Ø16 inox / *Keeper for recessed locking gear Ø16 stainless steel*

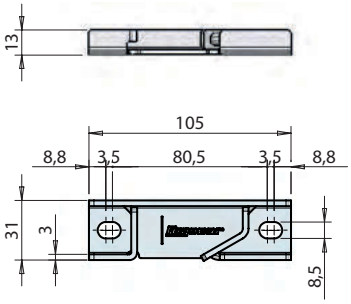

Gâche DR 13 mm à fixation horizontale.
RH keeper for horizontal operation 13 mm height.

Référence *Reference*	Kg	Finition *Finish*
021610822	0,114	Acier inoxydable *Stainless steel*



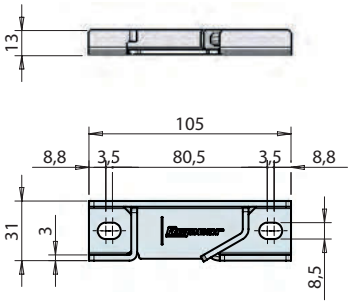

Gâche GA 13 mm à fixation horizontale.
LH keeper for horizontal operation 13 mm height.

Référence *Reference*	Kg	Finition *Finish*
021610823	0,114	Acier inoxydable *Stainless steel*



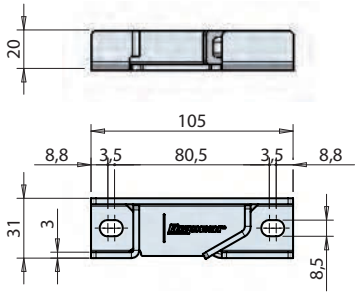

Gâche DR 20 mm à fixation horizontale.
RH keeper for horizontal operation 20 mm height.

Référence *Reference*	Kg	Finition *Finish*
021610820	0,150	Acier inoxydable *Stainless steel*

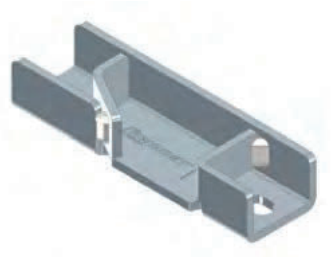

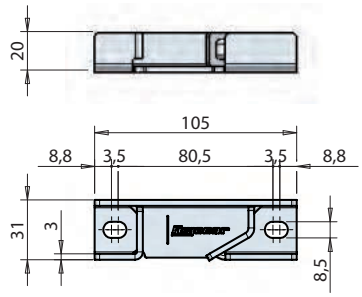

Gâche GA 20 mm à fixation horizontale.
LH keeper for horizontal operation 20 mm height.

Référence *Reference*	Kg	Finition *Finish*
021610821	0,150	Acier inoxydable *Stainless steel*



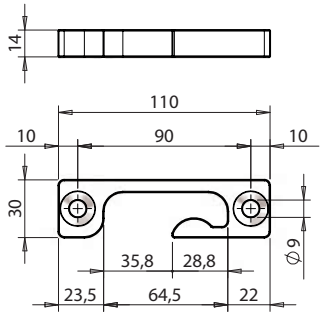

Gâche universelle D/G à fixation horizontale.
RH/LH universal keeper for horizontal operation.

Référence *Reference*	Kg	Finition *Finish*	
02160309M	0,190	Acier inoxydable *Stainless steel*	10

Gâche pour crémone à encastrer Ø16 inox / *Keeper for recessed locking gear Ø16 stainless steel*

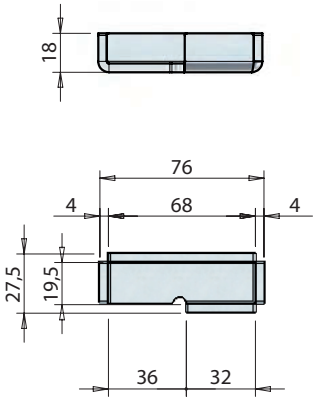

Gâche DR à souder - fixation horizontale.
RH weld-on keeper for horizontal operation.

Référence *Reference*	Kg	Finition *Finish*
021610204	0,104	Acier inoxydable *Stainless steel*

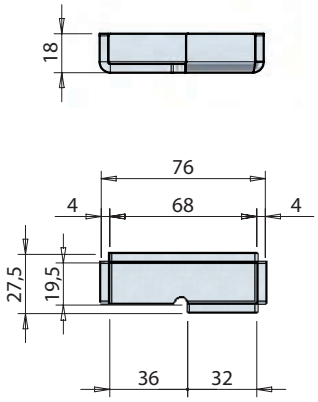

Gâche GA à souder - fixation horizontale.
LH weld-on keeper for horizontal operation.

Référence *Reference*	Kg	Finition *Finish*
021610205	0,104	Acier inoxydable *Stainless steel*

Pêne pour crémone à encastrer Ø16 inox / *Cam for recessed locking gear Ø16 stainless steel*

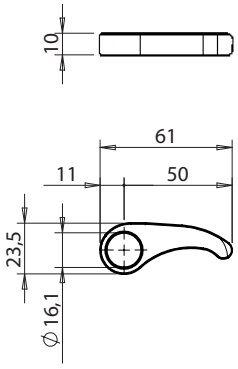

Pêne universel D/G à fixation horizontale.
RH/LH universal cam for horizontal operation.

Référence *Reference*	Kg	Finition *Finish*
02160309L	0,050	Acier inoxydable *Stainless steel*

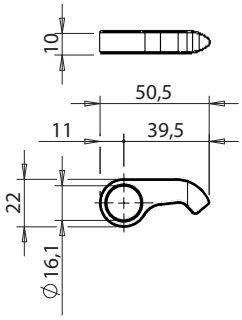

Pêne D/G pour gâches à fixation horizontale.
RH/LH cams for horizontal operation for keeper thickness.

Référence *Reference*	Kg	Finition *Finish*
021603109	0,04	Acier inoxydable *Stainless steel*

Accessoires pour crémone à encastrer inox / *Accessories for recessed locking gear stainless steel*

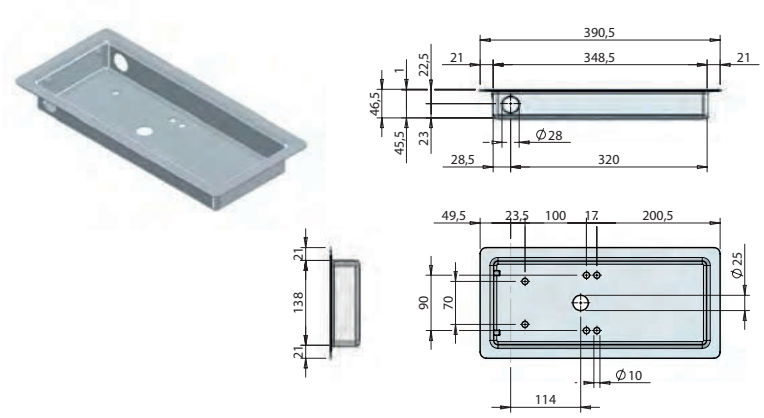

Cuvette d'encastrement pour poignées TORSEO Ø 22 SH-X.
Pan for recessing external locks TORSEO Ø 22 SH-X.

Référence *Reference*	Kg	Ø	Finition *Finish*
021610463	0,821	22	Acier inoxydable *Stainless steel*

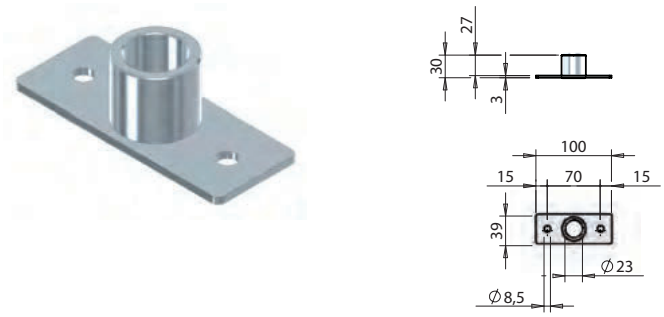

Guide de tube, hauteur 30 mm pour crémone à encastrer Ø 22.
Locking gear tube Ø 22 guide sleeve height 30 mm.

Référence *Reference*	Kg	Ø	Finition *Finish*
021610982	0,154	22	Acier inoxydable *Stainless steel*

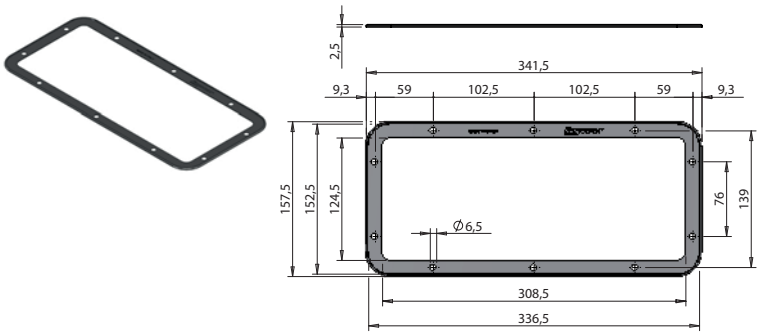

Joint pour fermeture TORSEO à encastrer Ø 16.
Gasket for recessed lock TORSEO Ø 16.

Référence *Reference*	Kg	Finition *Finish*
021603791	0,02	Plastique *Plastic*

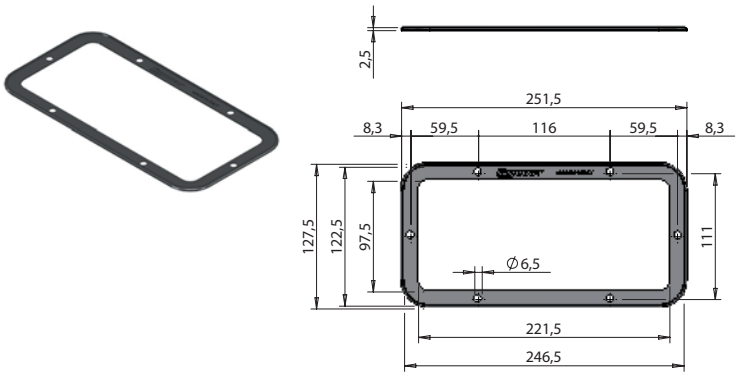

Joint pour fermeture MINI-PUSH à encastrer.
Gasket for recessed lock MINI-PUSH.

Référence *Reference*	Kg	Finition *Finish*
021610725	0,014	Plastique *Plastic*

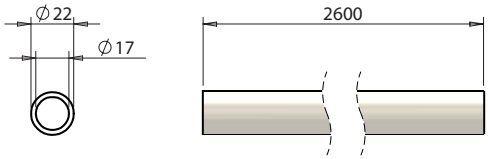

Tube pultrudé Ø 22 x 2,5 x 2600 mm.
Pultruded tube Ø 22 x 2,5 x 2600 mm.

Référence *Reference*	Kg	Ø	Finition *Finish*
021610128	0,82	22	Fibre de verre *Fiberglass*

Accessoires pour crémone à encastrer inox / *Accessories for recessed locking gear stainless steel*

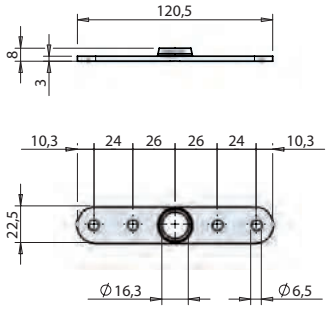

Guide de tube Ø 16.
Guide plate for rod Ø 16.

Référence *Reference*	Kg	Ø	Finition *Finish*
021603310	0,055	16	Acier inoxydable *Stainless steel*

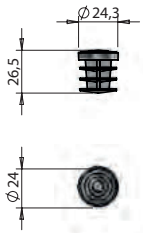

Bouchon en plastique pour tube Ø 22.
Plastic cap for tube Ø 22.

Référence *Reference*	Kg	Ø	Finition *Finish*
021610343	0,003	22	Plastique *Plastic*

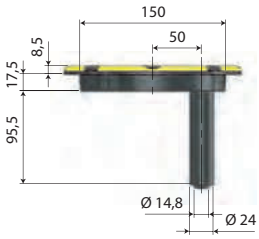

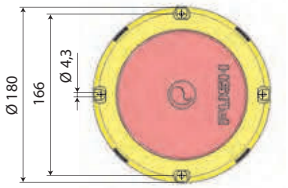

FREEF

Dispositif intuitif anti-enfermement.
Intuitive anti-lock-in device.

Référence *Reference*	Kg
020911794	0,470

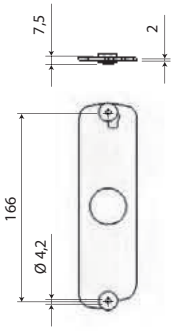

FREEF

Kit plaque de protection pour dispositif anti-enfermement.
Protection plate kit for anti-lock-in device.

Référence *Reference*	Kg
020911795	0,120

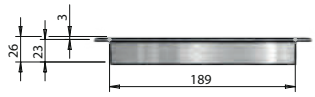

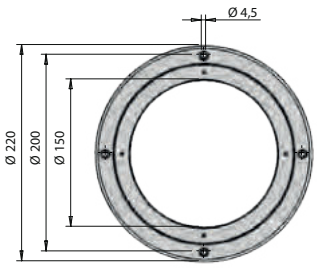

FREEF

Cuvette d'encastrement pour dispositif anti-enfermement.
Pan for recessing anti-lock-in device.

Référence *Reference*	Kg
020911799	0,060

Accessoires pour crémone à tringle / *Accessories for rod lock*

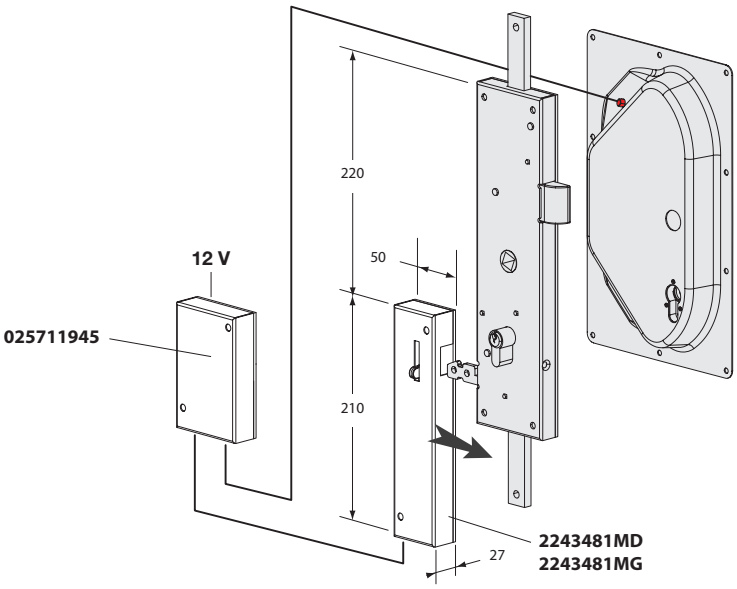

Module additionnel de verrouillage électrique pour crémone (+ LED).
Additional electric locking module for lock (+ LED).

Référence *Reference*	Pour *For*	Côté *Hand*
2243482MD	2243482FD 2243483FD	Droit (e) *Right*
2243482MG	2243482FG 2243483FG	Gauche *Left*

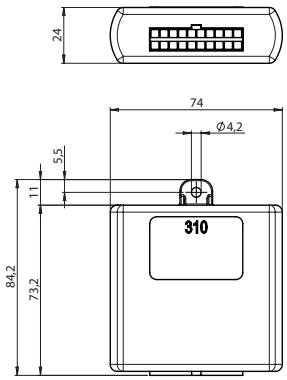

Récepteur avec faisceau électrique livré avec 2 télécommandes.
Receiver with electric beam delivered with 2 remote control.

Référence *Reference*	Kg	Pour *For*
025711945	0,40	020911647 020911943 025711172 025711171 2243482MD 2243482MG

Enssemble poignée / contre-poignée en plastique.
Plastic handle / inner handle set.

Référence *Reference*	Kg	Pour *For*
2243481PO	0,268	2243482CD 2243482CG

Acier inoxydable / *Stainless steel*

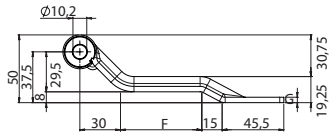

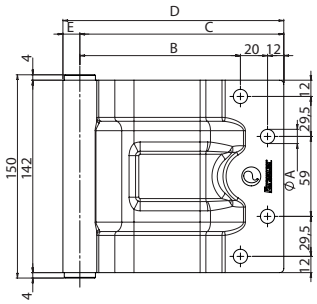

FURGOCAR HK

Penture inox à bagues autolubrifiantes, pour panneau de 40 à 120 mm.
Stainless steel hinge with self-lubricating bushes, for 40 - 120 mm panel thickness.

Référence *Reference*	Kg	C (mm)	D (mm)	E (mm)	F (mm)	G (mm)	Ø A	Pour *For*	Type *Type*	Finition *Finish*	
084011761	0,865	130,5	143	12,5	40	4	10.5	084011775 084011776	HK 40-60	Acier inoxydable *Stainless steel*	8
084011762	0,965	150,5	163	12,5	60	4	10.5	084011773 084011774	HK 60-80	Acier inoxydable *Stainless steel*	8
084011763	1,070	170,5	183	12,5	80	4	10.5	084011773 084011774	HK 80-100	Acier inoxydable *Stainless steel*	8
084011764	1,165	190,5	203	12,5	100	4	10.5	084011773 084011774	HK 100-120	Acier inoxydable *Stainless steel*	8

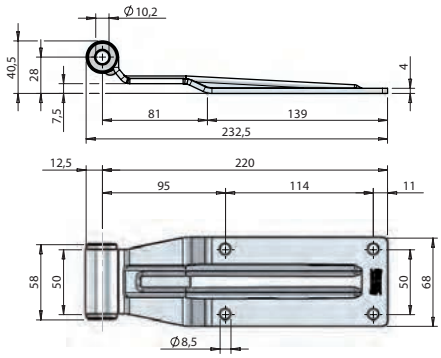

Penture inox à bagues autolubrifiantes, pour panneau de 60 mm maxi.
Stainless steel hinge with self-lubricating bushes, for max. 60 mm panel thickness.

Référence *Reference*	Kg	Pour *For*	
081505460	0,57	081505480 081505500 081505520 081505521	12

Acier inoxydable / *Stainless steel*

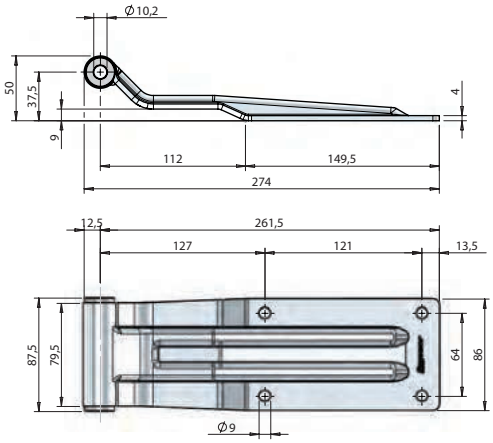

Penture inox à bagues autolubrifiantes, pour panneau de 80 mm maxi.
Stainless steel hinge with self-lubricating bushes, for max. 80 mm panel thickness.

Référence *Reference*	Kg	Pour *For*	Finition *Finish*	
082505710	0,91	082505750 082510209 082500211 082505770 082505790 082005792	Acier inoxydable *Stainless steel*	8

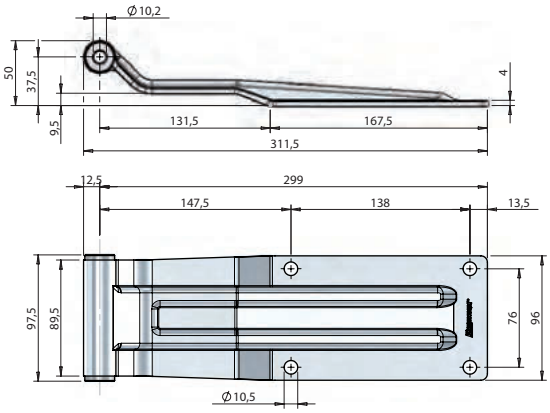

Penture inox à bagues autolubrifiantes, pour panneau de 100 mm maxi.
Stainless steel hinge with self-lubricating bushes, for max. 100 mm panel thickness.

Référence *Reference*	Kg	Pour *For*	Finition *Finish*	
082005700	1,13	082005740 082010207 082010189 082005760 082005780 082005792	Acier inoxydable *Stainless steel*	8

Acier inoxydable / *Stainless steel*

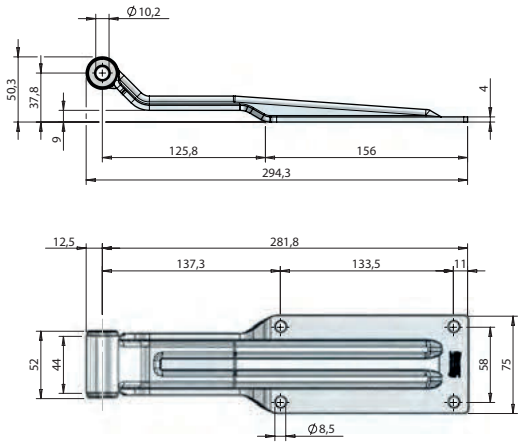

Penture pour portes arrière de petites et moyennes caisses frigorifiques équipée de bagues autolubrifiantes. Épaisseur panneau max. 100 mm.
Rear door hinge for small-medium bodies. Supported by self-lubricating bushes. Wall panel thickness max. 100 mm.

Référence *Reference*	Kg	Pour *For*	Finition *Finish*	
081005340	0,710	081005360 081005380 081005420	Acier inoxydable *Stainless steel*	8

Acier zingué / *Zinc plated steel*

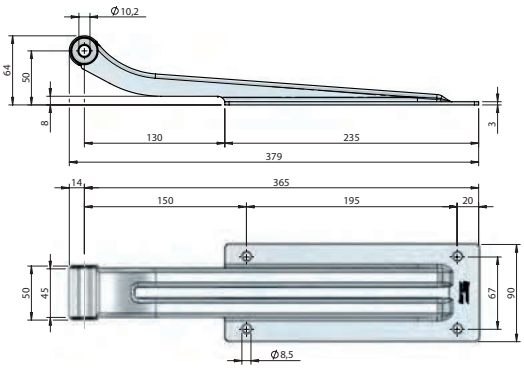

Penture pour portes arrière de grandes caisses frigorifiques. Équipée de bagues autolubrifiantes. Épaisseur panneau max. 100 mm.
Heavy duty rear door hinge for large bodies, supported by self-lubrificating bushes. Wall panel thickness max. 100 mm.

Référence *Reference*	Kg	Pour *For*	Finition *Finish*	
080605190	1,070	080605210 080605270 080605311	Acier zingué *Zinc plated*	6

Acier zingué / *Zinc plated steel*

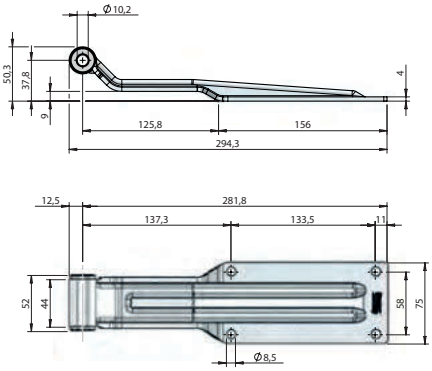

Penture pour portes arrière de petites et moyennes caisses frigorifiques équipée de bagues autolubrifiantes. Épaisseur panneau max. 100 mm.
Rear door hinge for small-medium bodies. Supported by self-lubricating bushes. Wall panel thickness max. 100 mm.

Référence *Reference*	Kg	Pour *For*	Finition *Finish*	
081105350	0,700	081105370 081105390 081105430	Acier zingué *Zinc plated*	8

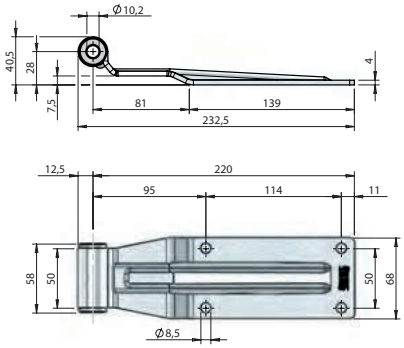

Penture pour portes arrière de petites caisses frigorifiques équipée de bagues autolubrifiantes. Épaisseur panneau max. 60 mm.
Rear door hinge for small-medium bodies. Supported by self-lubricating bushes. Wall panel thickness max. 60 mm.

Référence *Reference*	Kg	Pour *For*	Finition *Finish*	
081605470	0,560	081605490 081605510 081605530	Acier zingué *Zinc plated*	12

Acier zingué / *Zinc plated steel*

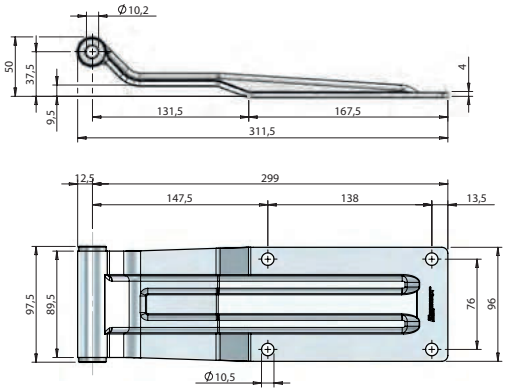

Penture pour portes arrière de grandes caisses frigorifiques équipée de bagues autolubrifiantes.
Épaisseur panneau max. 100 mm.
Heavy duty rear door hinge, for large bodies. Supported by self-lubrificating bushes. Wall panel thickness max. 100 mm.

Référence *Reference*	Kg	Pour *For*	Finition *Finish*	
082105701	1,120	082110437 082110409 082105781 082105793	Acier zingué *Zinc plated*	8

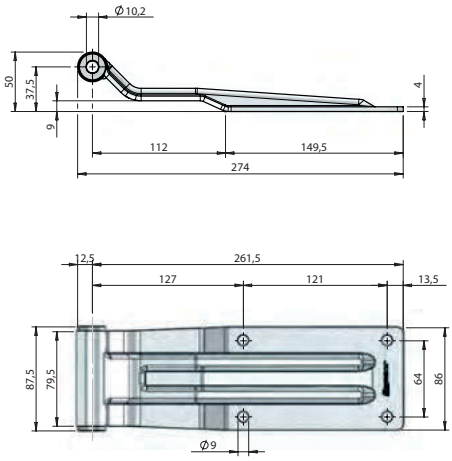

Penture pour portes arrière des grandes et moyennes caisses frigorifiques équipée de bagues autolubrifiantes.
Épaisseur panneau max. 80 mm.
Heavy duty rear door hinge for medium-large bodies. Supported by self-lubricating bushes. Wall panel thickness max. 80 mm.

Référence *Reference*	Kg	Pour *For*	Finition *Finish*	
082605711	0,910	082510209 082610410 082605791 082105793	Acier zingué *Zinc plated*	8

Acier peint / *Painted steel*

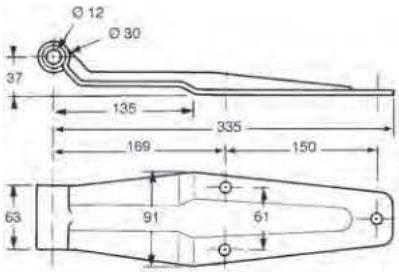

Penture acier 3 trous Ø 10.5, peinture polyester, avec douille nylon ép. 5 mm.
Steel hinge 3 holes Ø 10,5, with nylon bush, thickness 5 mm, polyester painted.

Référence *Reference*	Kg	Pour *For*	Couleur *Colour*	Finition *Finish*
2704454	1,1	2704441 2704448 2704447 2704423 2704440	Gris *Gris*	Acier peint *Painted steel*
2704454BL	1,1	2704441 2704448 2704447 2704423 2704440	Blanc *White*	Acier peint *Painted steel*

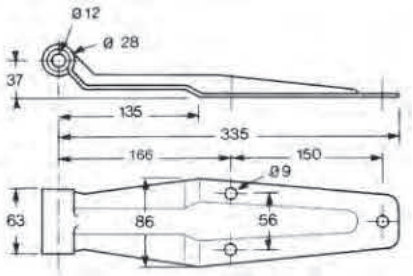

Penture acier haute résistance, peinture polyester, avec douille nylon, ép. 3 mm.
High strength steel hinge, with nylon bush, thickness 3 mm, polyester painted.

Référence *Reference*	Kg	Pour *For*	Couleur *Colour*	Finition *Finish*
2704470	0,72	2704454	Gris *Gris*	Acier peint *Painted steel*

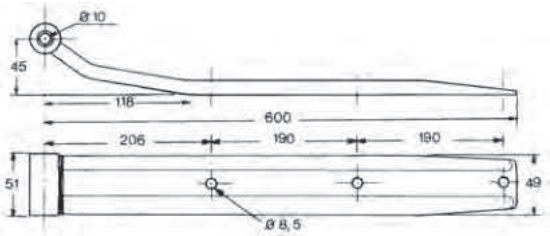

Penture acier, peinture polyester, avec douille nylon.
Steel hinge with nylon bush, polyester painted.

Référence *Reference*	Kg	Pour *For*	Couleur *Colour*	Finition *Finish*
2704450	1,17	2704449 2704452	Gris *Gris*	Acier peint *Painted steel*

Acier peint / *Painted steel*

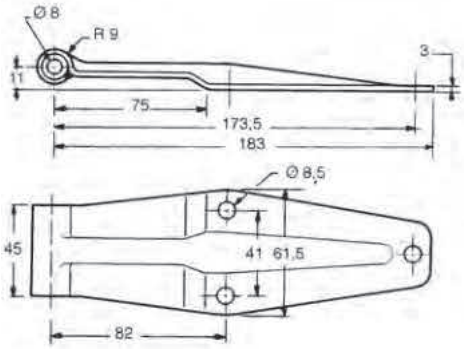

Penture acier, peinture polyester, avec douille nylon.
Steel hinge with nylon bush, polyester painted.

Référence *Reference*	Kg	Pour *For*	Couleur *Colour*	Finition *Finish*
2704465	0,255	2704466	Gris *Gris*	Acier peint *Painted steel*

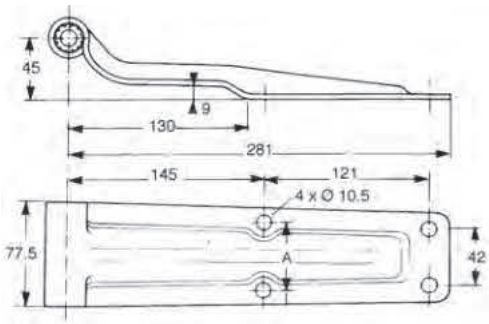

Penture acier haute résistance, avec douille nylon, ép. 3 mm.
High strength steel hinge, with nylon bush, thickness 3 mm.

Référence *Reference*	Kg	A (mm)	Epaisseur *Thickness*	Pour *For*	Couleur *Colour*	Finition *Finish*
2704477	0,7	48	3	2704479 2704478	Gris *Gris*	Acier peint *Painted steel*

Acier inoxydable / *Stainless steel*

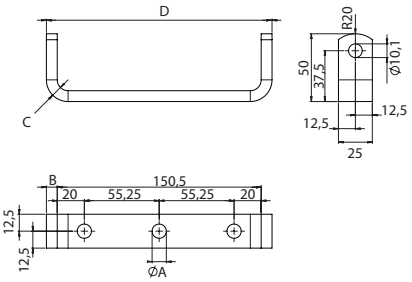

FURGOCAR HK

Chape inox en «U» à souder ou à visser.
Weld-on or bolt-on U-type bracket.

Référence *Reference*	Kg	B (mm)	C (mm)	D (mm)	Ø A	Pour *For*	Perçage *Hole*	Finition *Finish*
084011773	0,36	8	R16	166,5	10.5	084011762 084011763 084011464	M10	Acier inoxydable *Stainless steel*
084011775	0,36	6	R14	162,5	8.5	084011761	M8	Acier inoxydable *Stainless steel*

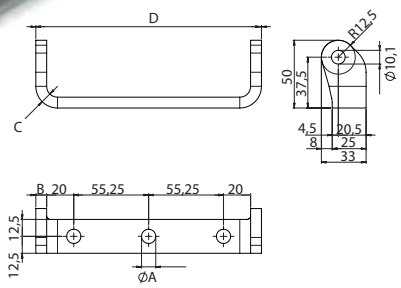

FURGOCAR HK

Chape inox déportée à souder ou à visser.
Weld-on or bolt-on offset type bracket.

Référence *Reference*	Kg	B (mm)	C (mm)	D (mm)	Ø A	Pour *For*	Perçage *Hole*	Finition *Finish*
084011774	0,360	8	R16	166,5	10.5	084011762 084011763 084011764	M10	Acier inoxydable *Stainless steel*
084011776	0,360	6	R14	162,5	8.5	084011761	M8	Acier inoxydable *Stainless steel*

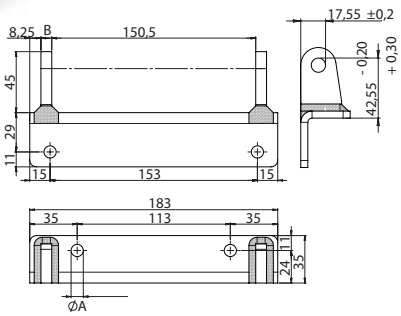

FURGOCAR HK

Chape inox en équerre à souder ou à visser.
Bolt-on or weld-on Hangular bracket.

Référence *Reference*	Kg	B (mm)	D (mm)	Ø A	Perçage *Hole*	Finition *Finish*
084011772	0,36	8	183	9	M8	Acier inoxydable *Stainless steel*

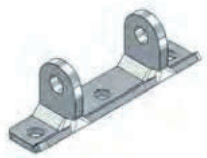

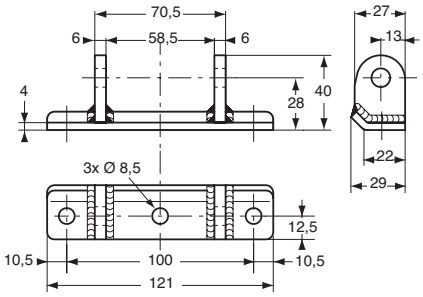

Chape inox à visser.
Stainless steel bolt-on bracket.

Référence *Reference*	Kg	Pour *For*	Finition *Finish*
081505480	0,19	081505460	Acier inoxydable *Stainless steel*

Acier inoxydable / *Stainless steel*

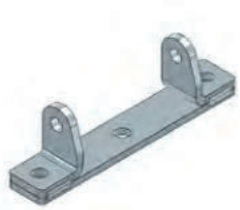

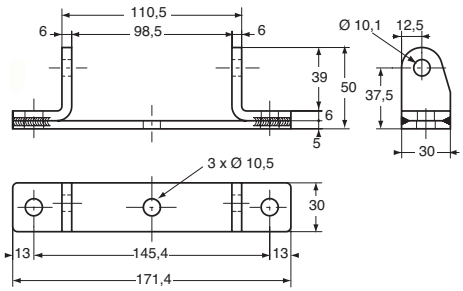

Chape inox à visser.
Stainless steel bolt-on bracket.

Référence *Reference*	Kg	Pour *For*	Finition *Finish*
082005740	0,35	082005700	Acier inoxydable *Stainless steel*

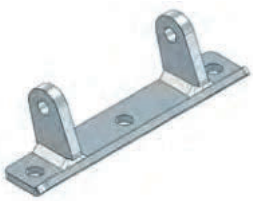

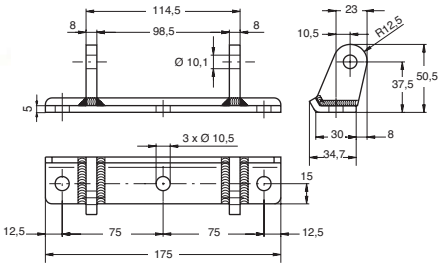

Chape inox à visser.
Stainless steel bolt-on bracket.

Référence *Reference*	Kg	Pour *For*	Finition *Finish*
082010207	0,375	082005700	Acier inoxydable *Stainless steel*

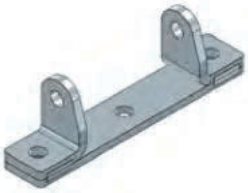

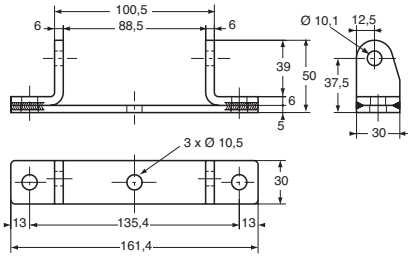

Chape inox à visser.
Stainless steel bolt-on bracket.

Référence *Reference*	Kg	Pour *For*	Finition *Finish*
082505750	0,336	082505710	Acier inoxydable *Stainless steel*

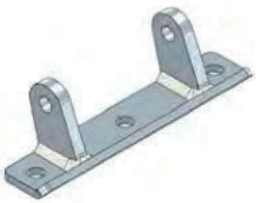

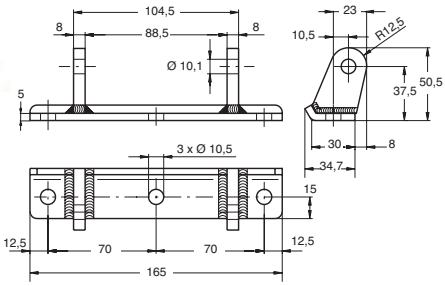

Chape inox à visser.
Stainless steel bolt-on bracket.

Référence *Reference*	Kg	Pour *For*	Finition *Finish*
082510209	0,37	082505710	Acier inoxydable *Stainless steel*

Acier inoxydable / *Stainless steel*

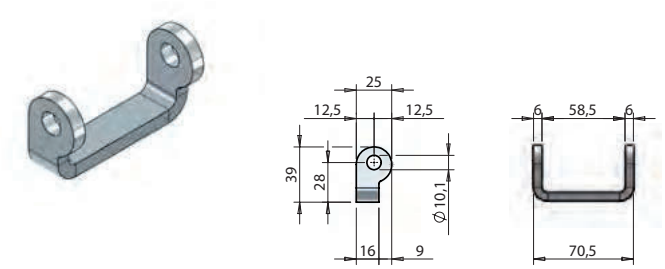

Chape inox à souder.
Stainless steel weld-on bracket.

Référence *Reference*	Kg	Pour *For*	Finition Finish
081505500	0,1	081505460	Acier inoxydable *Stainless steel*

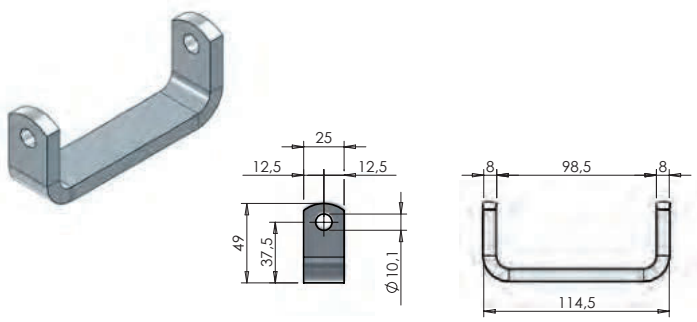

Chape inox à souder.
Stainless steel weld-on bracket.

Référence *Reference*	Kg	Pour *For*	Finition Finish
082005760	0,28	082005700	Acier inoxydable *Stainless steel*

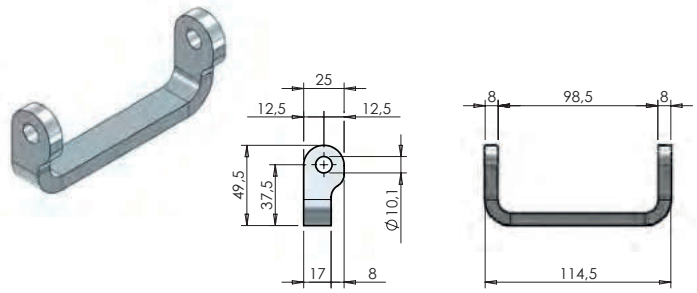

Chape inox à souder.
Stainless steel weld-on bracket.

Référence *Reference*	Kg	Pour *For*	Finition Finish
082010189	0,21	082005700	Acier inoxydable *Stainless steel*

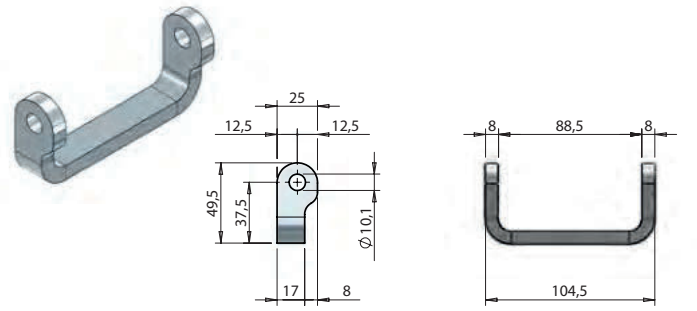

Chape inox à souder.
Stainless steel weld-on bracket.

Référence *Reference*	Kg	Pour *For*	Finition Finish
082500211	0,19	082505710	Acier inoxydable *Stainless steel*

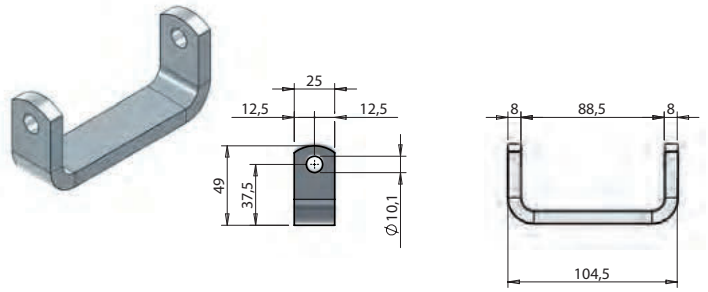

Chape inox à souder.
Stainless steel weld-on bracket.

Référence *Reference*	Kg	Pour *For*	Finition Finish
082505770	0,26	082505710	Acier inoxydable *Stainless steel*

Acier inoxydable / *Stainless steel*

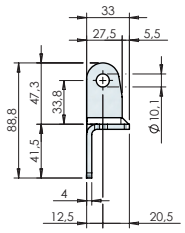

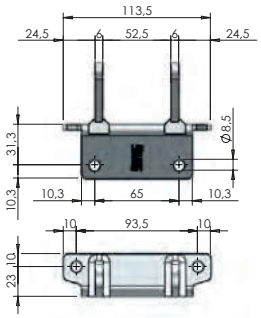

Chape en équerre 29 mm à visser.
Bolt-on angular bracket 29 mm.

Référence *Reference*	Kg	Pour *For*	Finition Finish
081005360	0.300	081005340	Acier inoxydable *Stainless steel*

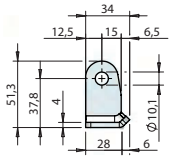

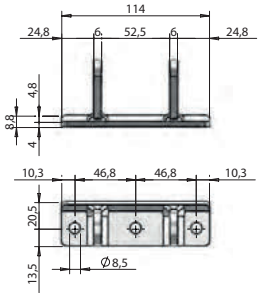

Chape à base plate 28 mm à visser.
Bolt-on flat base bracket 28 mm.

Référence *Reference*	Kg	Pour *For*	Finition Finish
081005380	0.235	081005340	Acier inoxydable *Stainless steel*

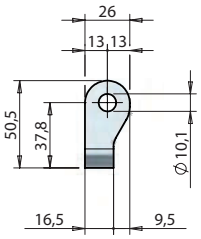

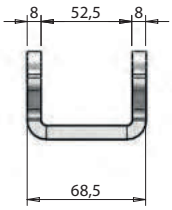

Chape à souder en «U» 16 mm.
Weld-on U-type bracket 16 mm.

Référence *Reference*	Kg	Pour *For*	Finition Finish
081005420	0.155	081005340	Acier inoxydable *Stainless steel*

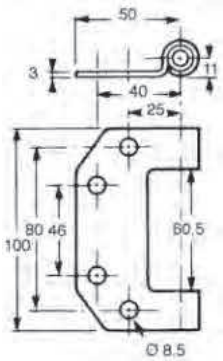

Chape inox, 18/10 brillanté, avec douille nylon, axe Ø 8 x 110 et écrou frein zingué.
Polished stainless steel hinge with nylon bushes, with locknut and pin Ø 8 x 110.

Référence *Reference*	Kg	Pour *For*	Finition Finish
2704474	0,24	2704473	Acier inoxydable *Stainless steel*

Acier zingué / *Zinc plated steel*



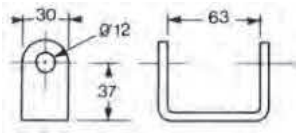

Chape à souder, acier zingué, avec axe Ø 12 x 90 et écrou frein zingués.
Zinc plated steel hinge bracket to weld, with zinc plated locknut and Ø 12 x 90 pin.

Référence *Reference*	Kg	Pour *For*	Finition *Finish*
2704441	0,31	2704454 2704454BL	Acier zingué *Zinc plated*

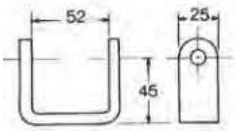

Chape à souder, acier zingué, avec axe Ø 10 x 80 et écrou frein zingués.
Zinc plated steel hinge bracket weld-on, with zinc plated locknut and pin Ø 10 x 80.

Référence *Reference*	Kg	Pour *For*	Finition *Finish*
2704452	0,23	2704450	Acier zingué *Zinc plated*

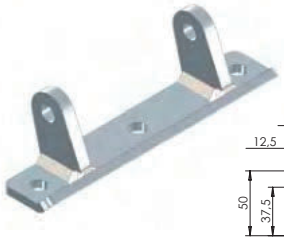

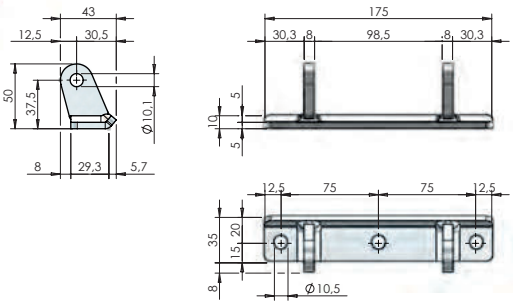

Chape à base plate 30 mm et ailes déportées adaptée aux panneaux rayonnés.
Bolt-on flat base bracket with offset lugs 30 mm. Suitable for radial body sides.

Référence *Reference*	Kg	Pour *For*	Finition *Finish*
082110437	0.390	082105701	Acier zingué *Zinc plated*

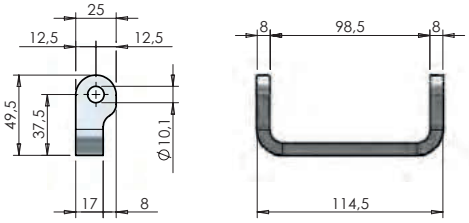

Chape à souder en «U» 17 mm.
Weld-on U-type bracket 17 mm.

Référence *Reference*	Kg	Pour *For*	Finition *Finish*
082110409	0.190	082105701	Acier zingué *Zinc plated*

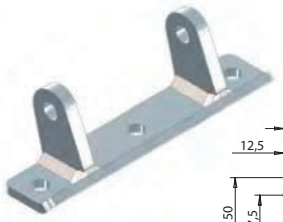

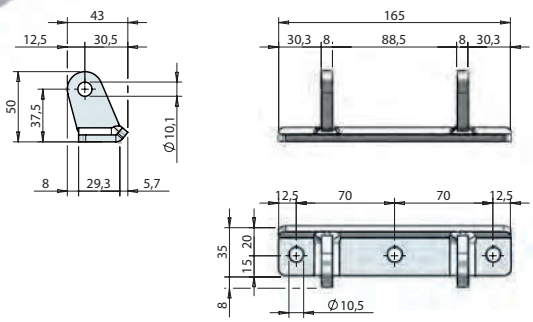

Chape à base plate 30 mm et ailes déportées adaptée aux panneaux rayonnés.
Bolt-on flat base bracket with offset lugs 30 mm. Suitable for radial body sides.

Référence *Reference*	Kg	Pour *For*	Finition *Finish*
082610438	0.375	082605711	Acier zingué *Zinc plated*

Acier zingué / *Zinc plated steel*

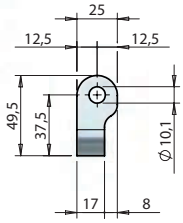

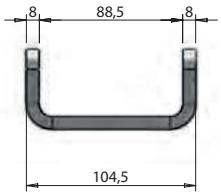

Chape à souder en «U» 17 mm.
Weld-on U-type bracket 17 mm.

Référence *Reference*	Kg	Pour *For*	Finition *Finish*
082610410	0.180	082605711	Acier zingué *Zinc plated*

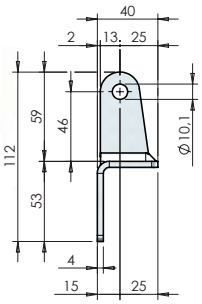

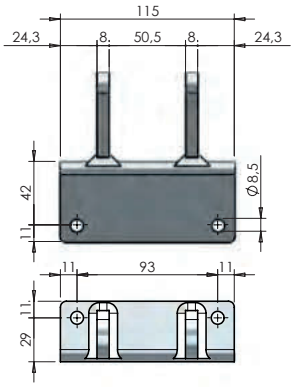

Chape en équerre 36 mm à visser.
Bolt-on angular bracket 36 mm.

Référence *Reference*	Kg	Pour *For*	Finition *Finish*
080605210	0.510	080605190	Acier zingué *Zinc plated*

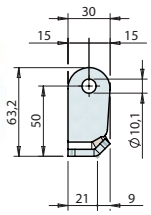

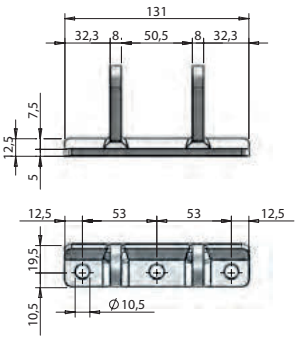

Chape à base plate 21 mm à visser.
Bolt-on angular bracket 21 mm.

Référence *Reference*	Kg	Pour *For*	Finition *Finish*
080605270	0.340	080605190	Acier zingué *Zinc plated*

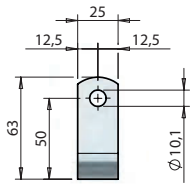

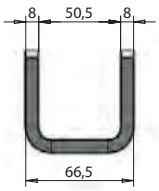

Chape à souder en «U» 25 mm.
Weld-on U-type bracket 25 mm.

Référence *Reference*	Kg	Pour *For*	Finition *Finish*
080605311	0.250	080605190	Acier zingué *Zinc plated*

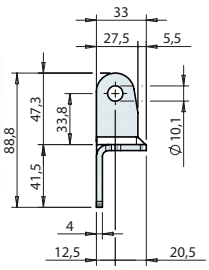

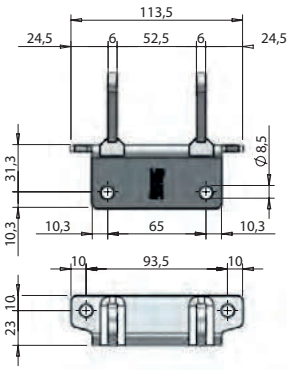

Chape en équerre 29 mm à visser.
Bolt-on angular bracket 29 mm.

Référence *Reference*	Kg	Pour *For*	Finition *Finish*
081105370	0.300	081105350	Acier zingué *Zinc plated*

Acier zingué / *Zinc plated steel*

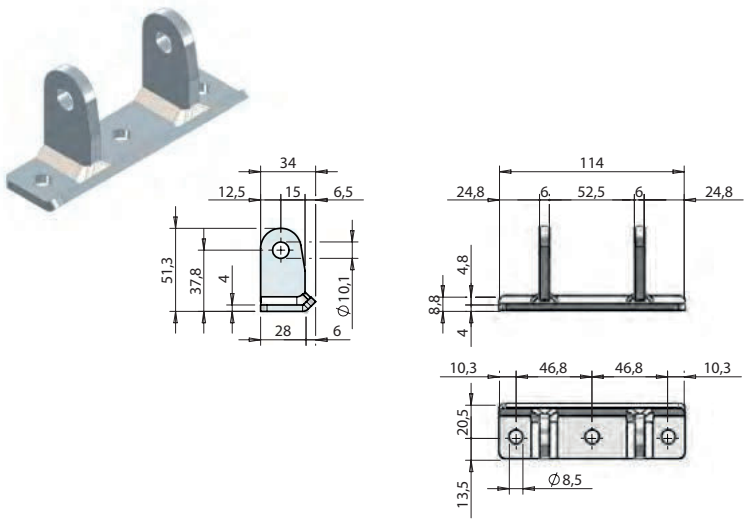

Chape à base plate 28 mm à visser.
Bolt-on flat base bracket 28 mm.

Référence *Reference*	Kg	Pour *For*	Finition *Finish*
081105390	0.235	081105350	Acier zingué *Zinc plated*

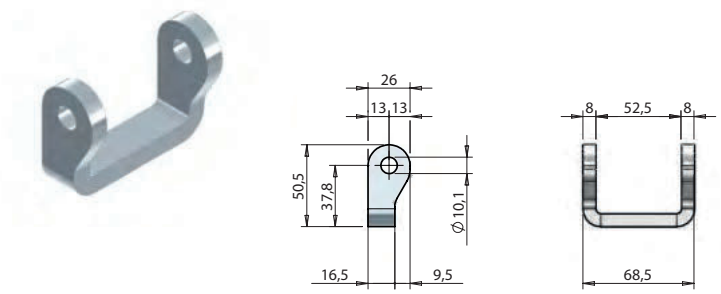

Chape à souder en «U» 16 mm.
Weld-on U-type bracket 16 mm.

Référence *Reference*	Kg	Pour *For*	Finition *Finish*
081105430	0.155	081105350	Acier zingué *Zinc plated*

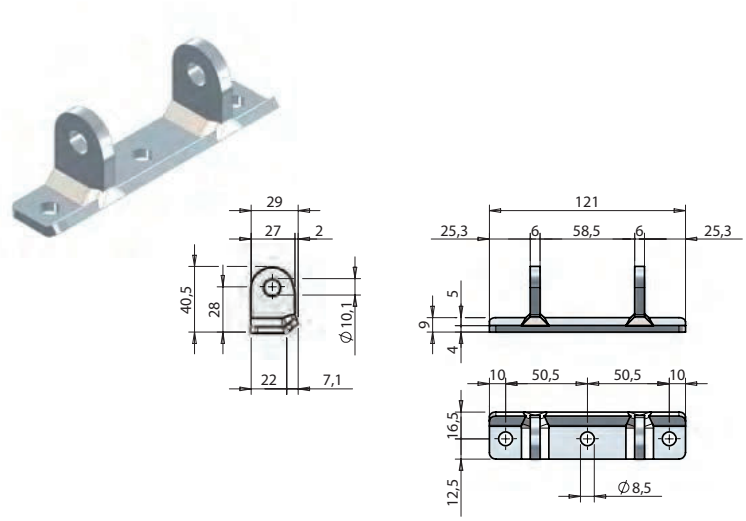

Chape à base plate 22 mm à visser.
Bolt-on flat base bracket 22 mm.

Référence *Reference*	Kg	Finition *Finish*
081605490	0.190	Acier zingué *Zinc plated*

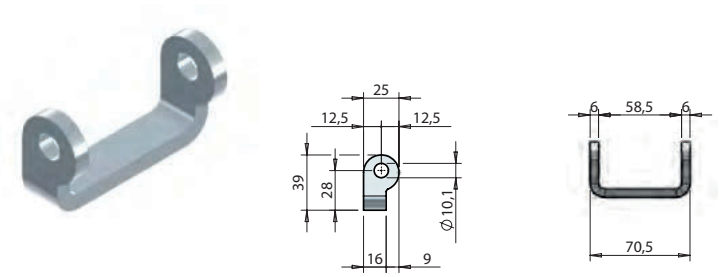

Chape à souder en «U» 16 mm.
Weld-on U-type bracket 16 mm.

Référence *Reference*	Kg	Finition *Finish*
081605510	0.100	Acier zingué *Zinc plated*

Acier peint / *Painted steel*

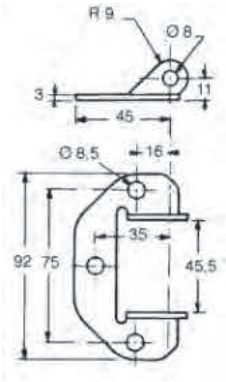

Chape acier, peinture polyester grise, avec axe Ø 8 x 65 et écrou frein zingué.
Steel hinge bracket, grey polyester painted, with zinc plated steel locknut and pin Ø 8 x 65.

Référence *Reference*	Kg
2704466	0,098

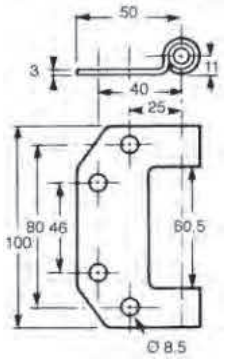

Chape acier, avec douille nylon, axe Ø 8 x 110 et écrou frein zingué.
Steel hinge, grey polyester painted, with nylon bush, zinc plated steel locknut and pin Ø 8 x 110.

Référence *Reference*	Kg
2704472	0,24

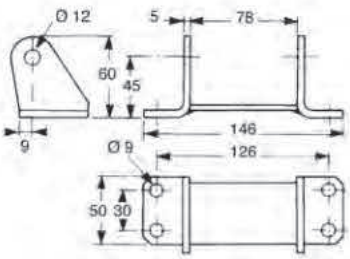

Chape acier, peinture polyester grise, avec axe Ø 12 x 100 et écrou frein zingués.
Steel hinge bracket, grey polyester painted, with zinc plated steel locknut and pin Ø 12 x 100.

Référence *Reference*	Kg
2704478	0,46

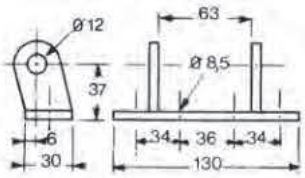

Chape acier, peinture polyester grise, avec axe Ø 12 x 100 et écrou frein zingués.
Steel hinge bracket, grey polyester painted, with zinc plated steel locknut and pin Ø 12 x 100.

Référence *Reference*	Kg
2704423	0,435

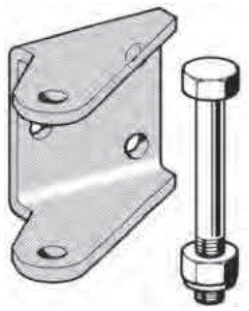

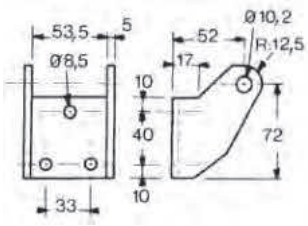

Chape à boulonner, peinture polyester grise, avec axe Ø 10 x 75 et écrou frein zingués.
Hinge bracket, grey polyester painted steel, with zinc plated locknut and pin Ø 10 x 75.

Référence *Reference*	Kg
2704449	0,635

Acier brut / *Self colour steel*

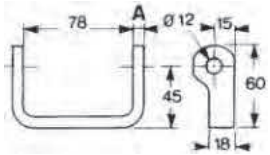

Chape à souder, acier brut ep. A = 8, avec axe Ø 12 x 110 et écrou frein zingués.
Self colour steel hinge bracket weld-on, A = 8 th., with zinc plated locknut and pin Ø 12 x 110.

Référence *Reference*	Kg
2704479	0,32

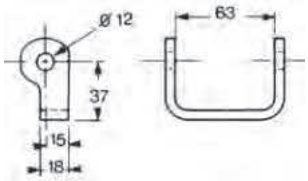

Chape étroite à souder, acier brut, avec axe Ø 12 x 100 et écrou frein zingués.
Narrow hinge bracket to weld, self colour steel, with zinc plated locknut and Ø 12 x 100 pin.

Référence *Reference*	Kg
2704448	0,3

Acier inoxydable / *Stainless steel*

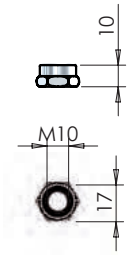

Ecrou frein inox HM10.
Stainless steel lock nut HM10.

Référence *Reference*	Pour *For*	Type *Type*	Finition *Finish*
082005792	082005700 082011077 082505710 084011765	HM10	Acier inoxydable *Stainless steel*

Axe fileté à tête hexagonale HK.
Hexagonal head hinge pin HK.

Référence *Reference*	Pour *For*	Type *Type*	Finition *Finish*
084011765	084011761 084011762 084011763 084011764	HM10-180	Acier inoxydable *Stainless steel*

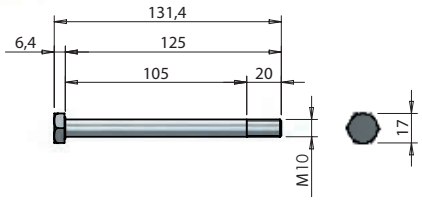

Axe fileté à tête hexagonale.
Hexagonal head hinge pin.

Référence *Reference*	Pour *For*	Type *Type*	Finition *Finish*
082005780	082005700 082011077	HM10-125	Acier inoxydable *Stainless steel*
082505790	082505710	HM10-115	Acier inoxydable *Stainless steel*
5403007GR	5763010	HM10-90	Acier inoxydable *Stainless steel*
5403007GV	5763010	HM10-130	Acier inoxydable *Stainless steel*
5403007GW	5763010	HM10-140	Acier inoxydable *Stainless steel*

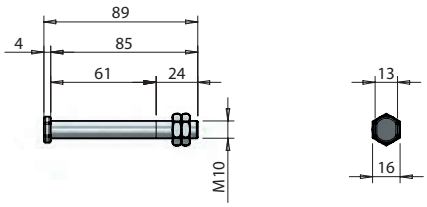

Axe de rotation, écrou et contre-écrou M10 x 85 pas fin.
Flat head hinge pin complete with nut and counter-nut M10 x 85 fine thread.

Référence *Reference*	Kg	Pour *For*	Finition *Finish*
081505520	0.068	081505460 081005340 080505180	Acier inoxydable *Stainless steel*

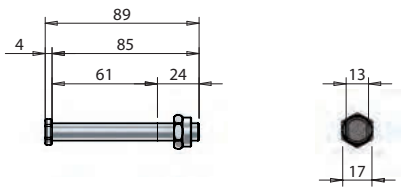

Axe de rotation, écrou autobloquant M10 x 85 pas fin.
Flat head hinge pin complete with self-locking nut M10 x 85, fine thread.

Référence *Reference*	Kg	Pour *For*	Finition *Finish*
081505521	0.080	081505460 081005340 080505180	Acier inoxydable *Stainless steel*

Acier / *Steel*

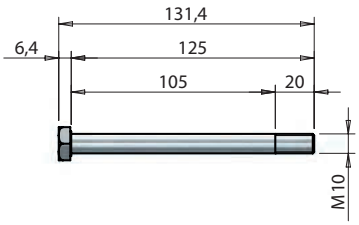

Axe fileté à tête hexagonale.
Hexagonal head hinge pin.

Référence *Reference*	Kg	Pour *For*	Type *Type*	Finition *Finish*
082105781	0,085	082105701	HM10-125	Acier zingué *Zinc plated*
082605791	0,080	082605711	HM10-115	Acier zingué *Zinc plated*

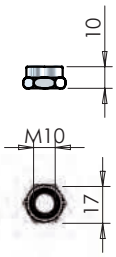

Écrou M10 autobloquant.
Self-locking nut M10.

Référence *Reference*	Kg	Pour *For*	Finition *Finish*
082105793	0.012	082105701 082605711	Acier zingué *Zinc plated*

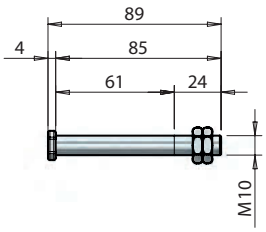

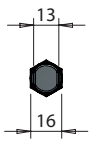

Axe de rotation, écrou et contre-écrou M10 x 85 pas fin.
Flat head hinge pin complete with nut and counter-nut M10 x 85 fine thread.

Référence *Reference*	Kg	Finition *Finish*
081605530	0,068	Acier zingué *Zinc plated*

Acier inoxydable / *Stainless steel*

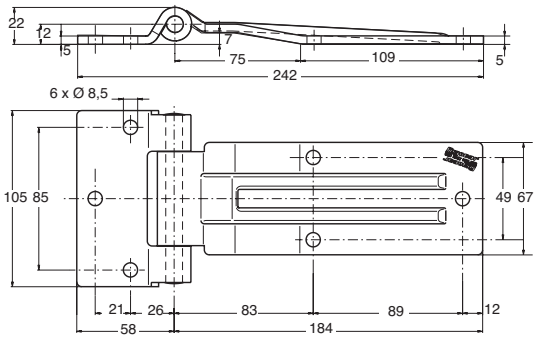

Charnières inox brillanté.
Polished stainless steel hinges.

Référence *Reference*	Kg	
10050613A	0,88	2

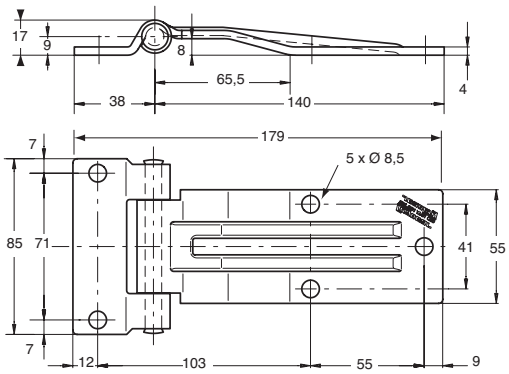

Charnières inox brillanté.
Polished stainless steel hinges.

Référence *Reference*	Kg	
100506290	0,425	10

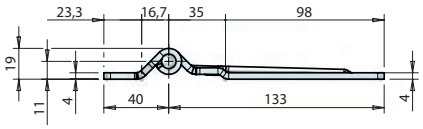

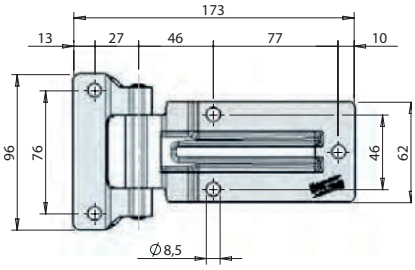

Charnières inox brillanté.
Polished stainless steel hinges.

Référence *Reference*	Kg	
100510188	0,44	10

Acier inoxydable / *Stainless steel*

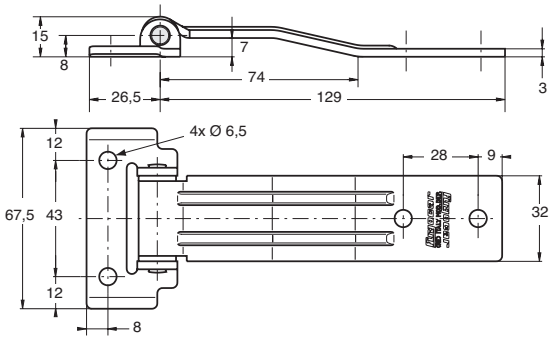

Charnières inox brillanté.
Polished stainless steel hinges.

Référence *Reference*	Kg	
102006150	0,16	10

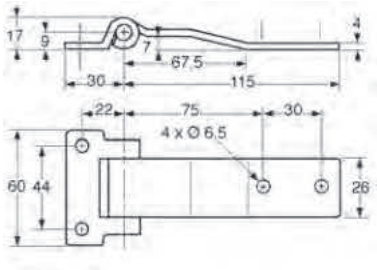

Charnières inox brillanté.
Polished stainless steel hinges.

Référence *Reference*	Kg	
102006310	0,2	10



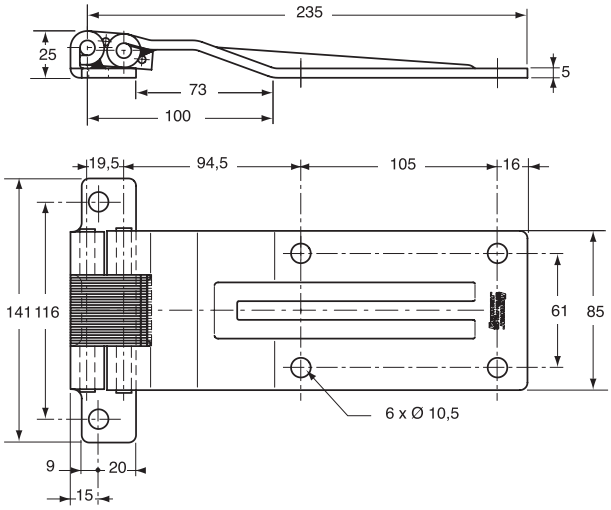

Charnière inox, à visser.
Stainless steel hinge.

Référence *Reference*	Kg	
083005440	1,265	4

Acier inoxydable / *Stainless steel*

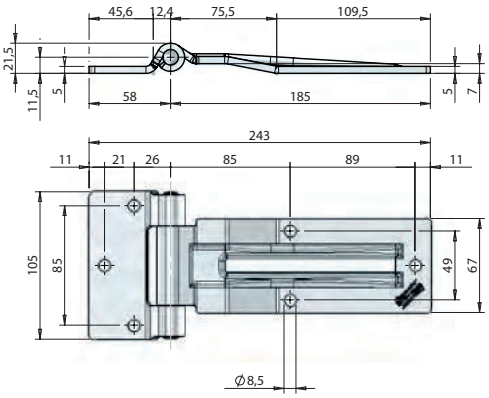

Charnière latérale très robuste avec passage de joint de 7 mm d'épaisseur max., pour portes de grandes dimensions. Version démontable avec graisseur.
Heavy duty side hinge for large doors. Designed for over-seal application up to thickness 7 mm. Version with lubricating pin, removable.

Référence *Reference*	Kg	Finition *Finish*	
100506130	0.885	Acier inoxydable *Stainless steel*	6

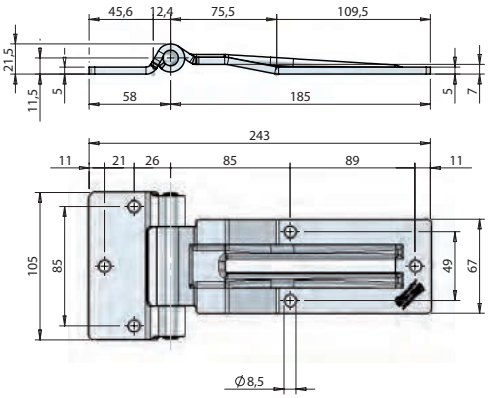

Charnière latérale très robuste avec passage de joint de 7 mm d'épaisseur max. Pour portes de grandes dimensions. Version avec axe démontable sans graisseur.
Heavy duty side hinges for large doors. Designed for over-seal application up to thickness 7 mm. Version with removable pin, without grease nipple.

Référence *Reference*	Kg	Finition *Finish*	
10050613B	0.885	Acier inoxydable *Stainless steel*	6

Acier zingué / *Zinc plated steel*

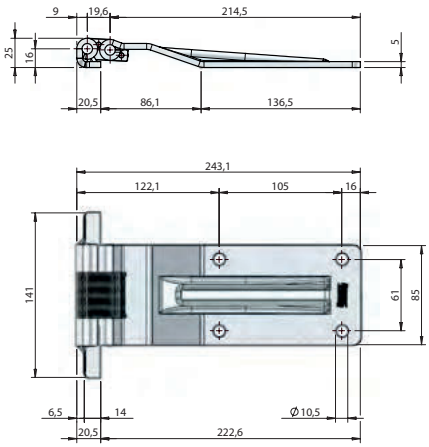

Charnière acier zingué, partie centrale et axes inox.
Zinc plated bold-on hinge, with stainless steel pins and central part.

Référence *Reference*	Kg	Finition *Finish*	
083005450	1,165	Acier zingué *Zinc plated*	4

Acier zingué / *Zinc plated steel*

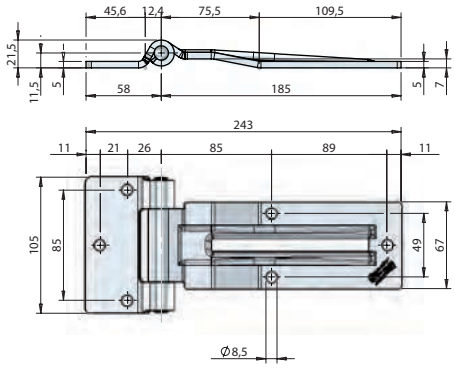

Charnière latérale très robuste avec passage de joint de 7 mm d'épaisseur max., pour portes de grandes dimensions.
Heavy duty side hinge for large doors. Designed for over-seal application up to thickness 7 mm.

Référence *Reference*	Kg	Finition *Finish*	
10090614A	0.874	Acier zingué *Zinc plated*	6

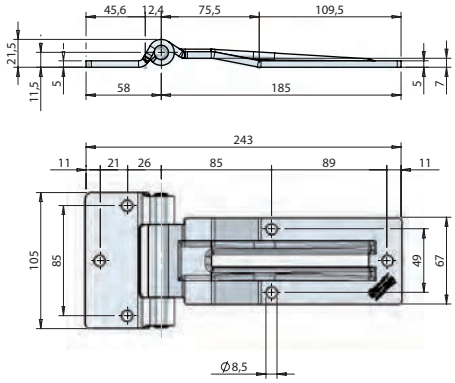

Charnière latérale très robuste avec passage de joint de 7 mm d'épaisseur max., pour portes de grandes dimensions. Version démontable avec graisseur. Axe de rotation en inox.
Heavy duty side hinge for large doors. Designed for over-seal application up to thickness 7 mm. Version with lubricating pin, removable. With stainless steel hinge pin.

Référence *Reference*	Kg	Finition *Finish*	
100906140	0.870	Acier zingué *Zinc plated*	6

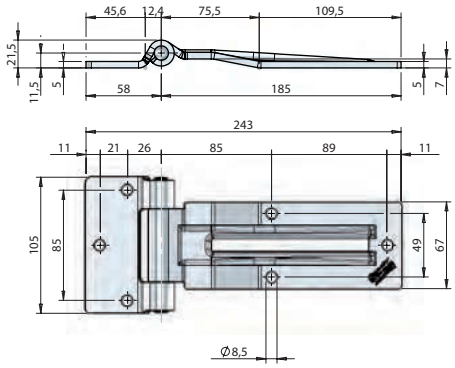

Charnière latérale très robuste avec passage de joint de 7 mm d'épaisseur max., pour portes de grandes dimensions. Version avec axe démontable sans graisseur. Axe de rotation en inox.
Heavy duty side hinges for large doors. Designed for over-seal application up to thickness 7 mm clearance. Version with removable pin, without grease nipple. With stainless steel hinge pin.

Référence *Reference*	Kg	Finition *Finish*	
10090614B	0.885	Acier zingué *Zinc plated*	6

Acier zingué / *Zinc plated steel*

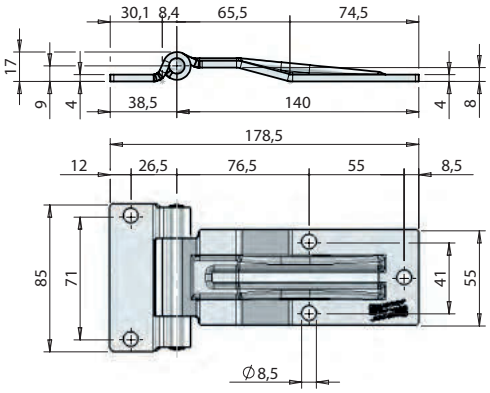

Charnière latérale avec passage de joint de 7 mm d'épaisseur max., pour portes de moyennes dimensions. Axe de rotation en inox.
Heavy duty side door hinge for large doors. Designed for over-seal applications up to thickness 7 mm. Clearance. With stainless steel hinge pin.

Référence *Reference*	Kg	Finition *Finish*	
100906300	0.414	Acier zingué *Zinc plated*	10

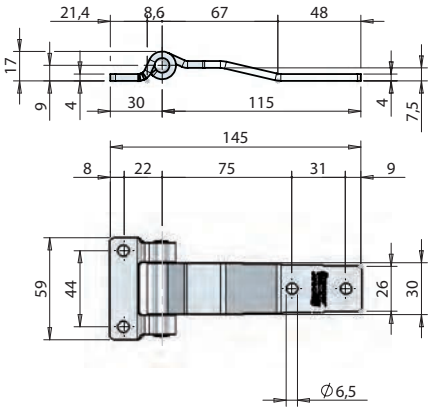

Charnière latérale pour portes de petites dimensions, avec passage de joints ou profils jusqu'à 7 mm. Axe de rotation en inox.
Hinge, for light duty applications but very robust; designed for over-seal application up to thickness 7 mm. With stainless steel hinge pin.

Référence *Reference*	Kg	Finition *Finish*	
102006320	0.205	Acier zingué *Zinc plated*	10

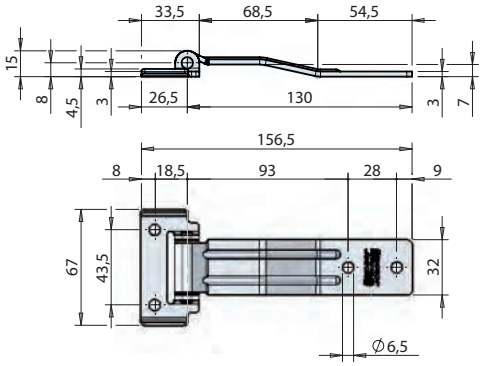

Charnière de petites dimensions, pour applications légères, avec passage de joint de 7 mm d'épaisseur max. Axe de rotation en inox.
Small side hinge for small doors. Designed for over-seal applications up to 7 mm thickness. With stainless steel hinge pin.

Référence *Reference*	Kg	Finition *Finish*	
102006160	0.160	Acier zingué *Zinc plated*	10

Acier inoxydable / *Stainless steel*

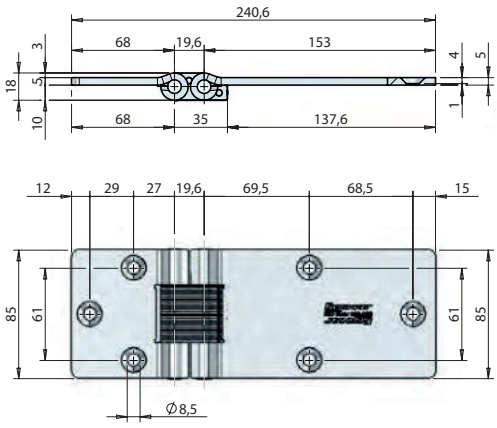

Charnière double articulation, à encastrer pour portes latérales isothermes. Permet une étanchéité parfaite sans aucun pont thermique. Agrément douanier grâce aux axes non démontables.
Double knuckle recessed hinge for insulated vehicles. Excellent sealing, no thermal seepage. Non removable pins for customs security.

Référence *Reference*	Kg	Finition *Finish*	
100506120	1.038	Acier inoxydable *Stainless steel*	2

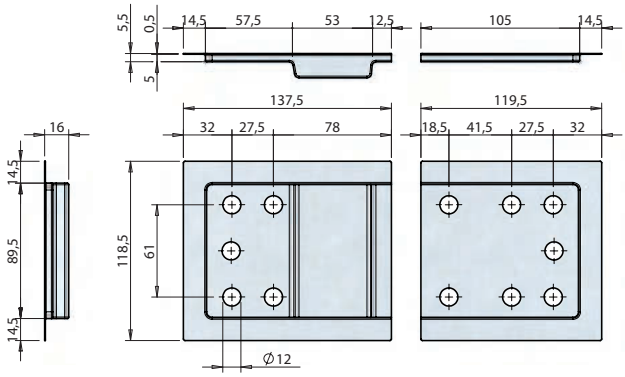

Paire de cuvettes, pour une finition parfaite de l'empreinte.
Set of backplates to recess the hinge.

Référence *Reference*	Kg	Finition *Finish*
100506270	0.120	Acier inoxydable *Stainless steel*

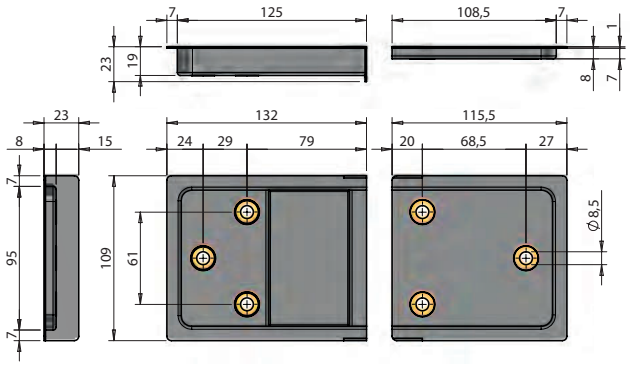

Paire de cuvettes en plastique avec douilles de fixation en laiton, pour une finition parfaite de l'empreinte de moulage.
Set of backplates with brass bushes to recess the hinge.

Référence *Reference*	Kg	Finition *Finish*
100510482	0.220	Plastique *Plastic*

Acier inoxydable / *Stainless steel*

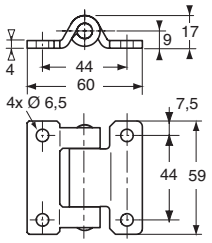

Charnières inox brillanté.
Polished stainless steel hinge.

Référence *Reference*	Kg	
102006331	0,148	10

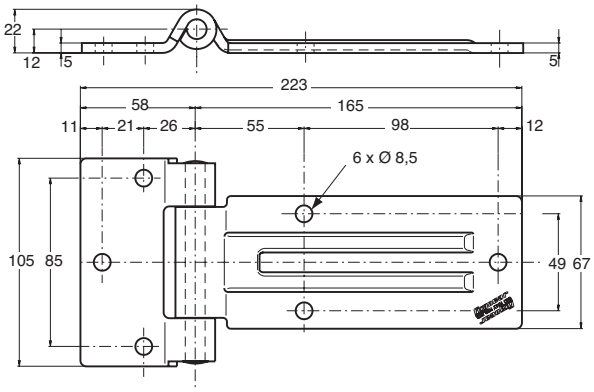

Charnières inox brillanté.
Polished stainless steel hinge.

Référence *Reference*	Kg	
10150619A	0,825	6

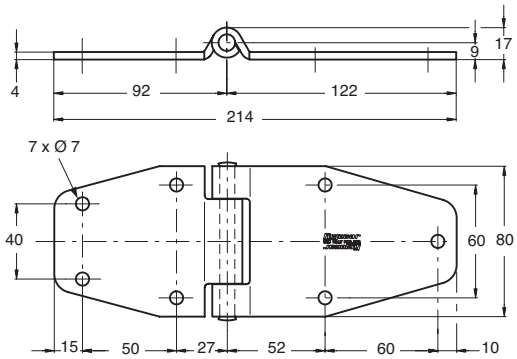

Charnières inox brillanté.
Polished stainless steel hinges.

Référence *Reference*	Kg	
101506350	0,63	10

Acier inoxydable / *Stainless steel*

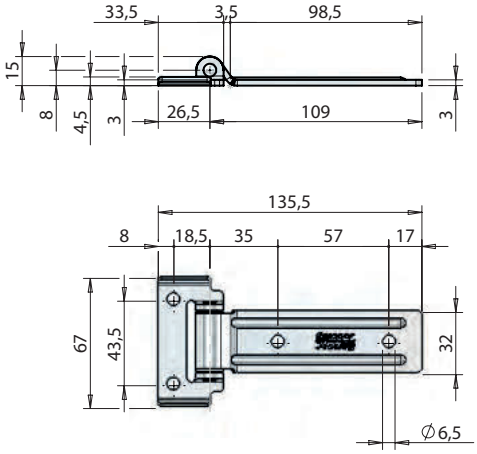

Charnières inox brillanté.
Polished stainless steel hinges.

Référence *Reference*	Kg	
102006170	0,14	10

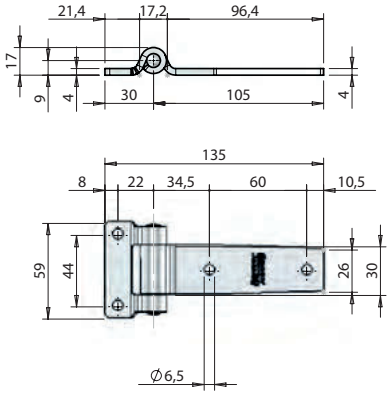

Charnières inox brillanté.
Polished stainless steel hinges.

Référence *Reference*	Kg	
102006330	0,195	10

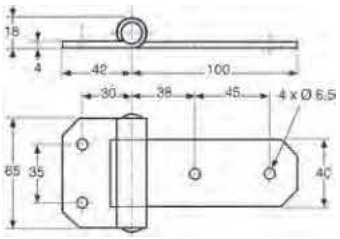

Charnières inox brillanté.
Polished stainless steel hinges.

Référence *Reference*	Kg
2704506	0,3

Acier inoxydable / *Stainless steel*

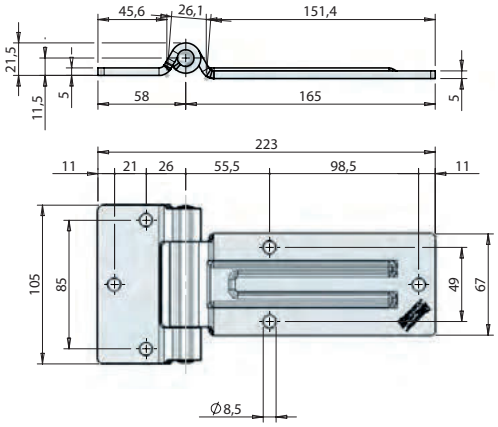

Charnière latérale plane, pour portes de grandes dimensions avec axe démontable et graisseur.
Heavy duty flat side door hinge for large doors. Removable self-greasing pin.

Référence *Reference*	Kg	Finition *Finish*	
101506190	0.830	Acier inoxydable *Stainless steel*	6

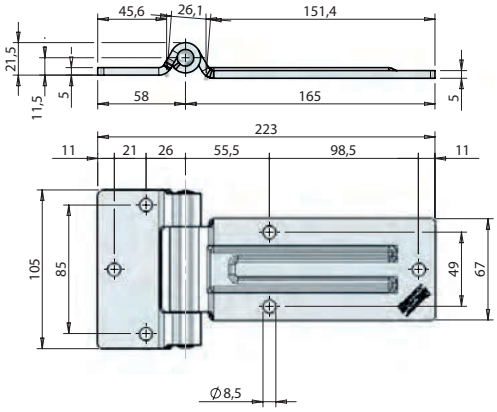

Charnière latérale plane, pour portes de grandes dimensions avec axe démontable, sans graisseur.
Flat side door hinge for medium to large doors. Removable non self-greasing pin.

Référence *Reference*	Kg	Finition *Finish*	
10150619B	0.825	Acier inoxydable *Stainless steel*	6

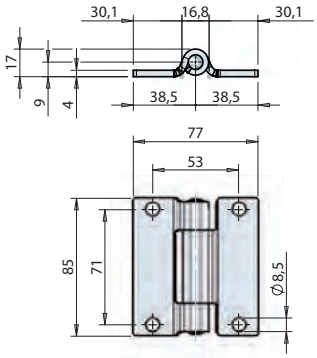

Charnière latérale plane, pour portes de moyennes dimensions, idéale pour applications diverses.
Heavy duty flat side door hinge for medium sized doors. Designed for various applications.

Référence *Reference*	Kg	Finition *Finish*	
100511075	0.278	Acier inoxydable *Stainless steel*	12

Acier inoxydable / *Stainless steel*

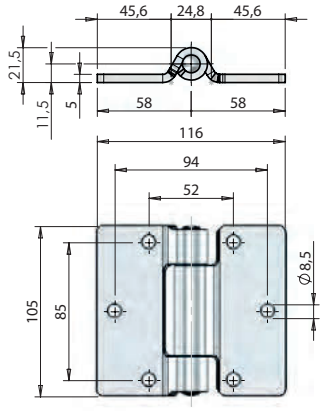

Charnière latérale plane, très robuste pour portes de grandes dimensions, idéale pour applications diverses.
Heavy duty flat side door hinge for large doors. Designed for various applications

Référence *Reference*	Kg	Finition *Finish*	
100511073	0.620	Acier inoxydable *Stainless steel*	8

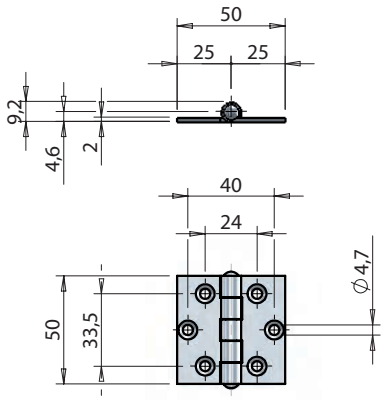

Charnière à noeuds, pour applications diverses. Dimension 50 x 50 x 2 mm.
Butt hinge for various applications. Dimensions 50 x 50 x 2 mm.

Référence *Reference*	Kg	Finition *Finish*
102106230	0.055	Acier inoxydable *Stainless steel*

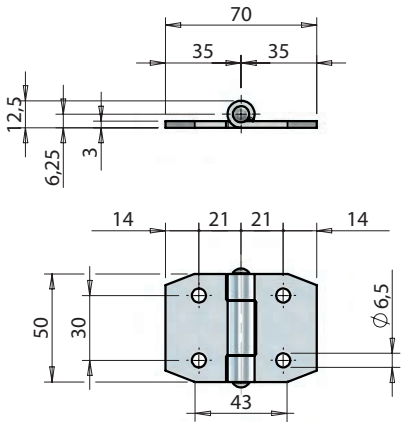

Charnière à noeuds, pour applications diverses. Dimension 50 x 70 x 3 mm.
Butt hinge for various applications. Dimensions 50 x 70 x 3 mm.

Référence *Reference*	Kg	Finition *Finish*
102110379	0.110	Acier inoxydable *Stainless steel*

Acier inoxydable / *Stainless steel*

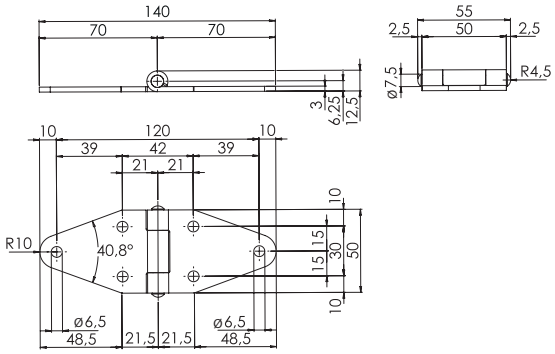

Charnière à noeuds, pour applications diverses. Dimension 50 x 140 x 3 mm.
Butt hinge for various applications. Dimensions 50 x 140 x 3 mm.

Référence *Reference*	Kg	Finition *Finish*
102110378	0.150	Acier inoxydable *Stainless steel*

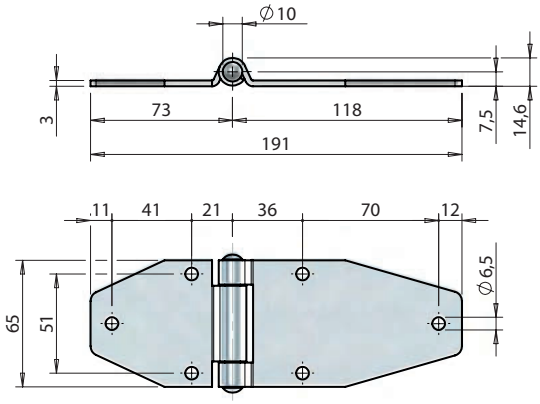

Charnière pour applications diverses. Dimension 65 x 190 x 3 mm.
Butt hinge for various applications. Dimensions 65 x 190 x 3 mm.

Référence *Reference*	Kg	Finition *Finish*
102510376	0.298	Acier inoxydable *Stainless steel*

Acier zingué / *Zinc plated steel*

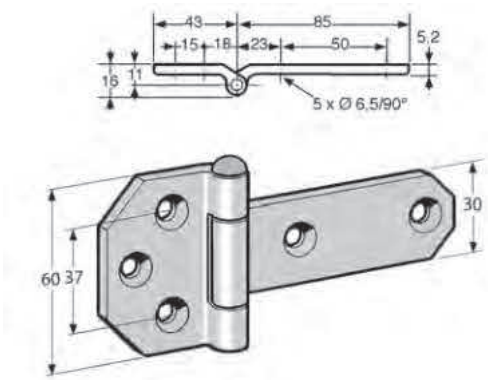

Charnière acier zingué.
Zinc plated steel hinge.

Référence *Reference*	Kg
2644381ZI	0,26

Acier zingué / *Zinc plated steel*

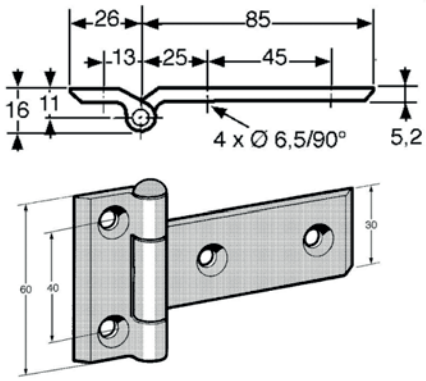

Charnière acier zingué.
Zinc plated steel hinge.

Référence *Reference*	Kg
2644382ZI	0,2

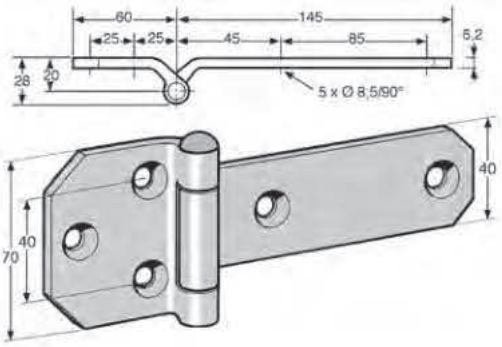

Charnière acier zingué.
Zinc plated steel hinge.

Référence *Reference*	Kg
2644383ZI	0,52

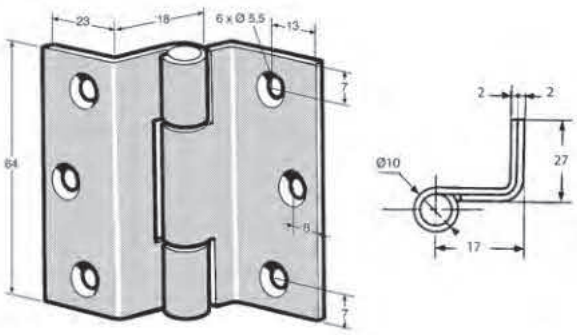

Charnière acier zingué, axe aluminium.
Zinc plated steel hinge, aluminium pin.

Référence *Reference*	Kg
2637598	0,095

Acier zingué / *Zinc plated steel*

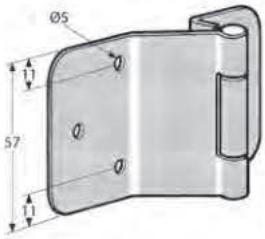

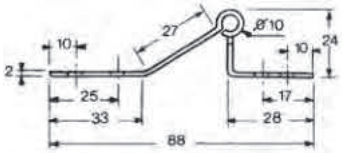

Charnière acier zingué, axe aluminium.
Zinc plated steel hinge, aluminium pin.

Référence *Reference*	Kg
2637603	0,11

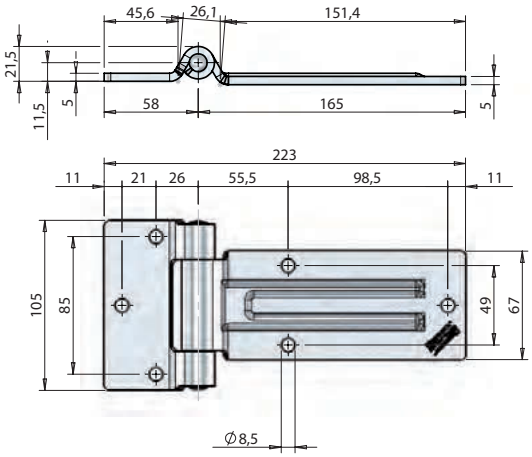

Charnière latérale plane, pour portes de grandes dimensions. Axe de rotation en inox.
Flat side door hinge for large doors. With stainless steel hinge pin.

Référence *Reference*	Kg	Finition *Finish*	
10180620A	0.780	Acier zingué *Zinc plated*	6

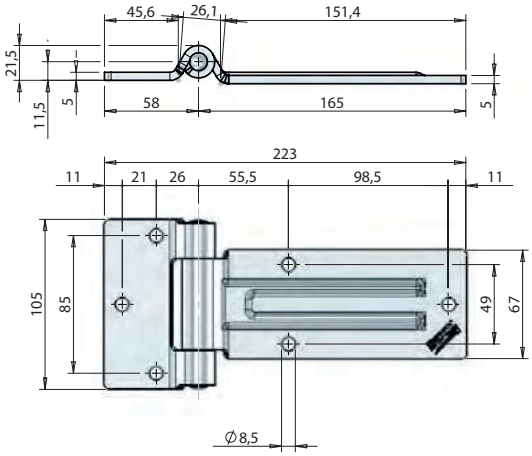

Charnière latérale plane, pour portes de grandes dimensions avec axe démontable et graisseur. Axe de rotation en inox.
Heavy duty flat side door hinge for large doors. Removable self-greasing pin. With stainless steel hinge pin.

Référence *Reference*	Kg	Finition *Finish*	
101806200	0.812	Acier zingué *Zinc plated*	6

Acier zingué / *Zinc plated steel*

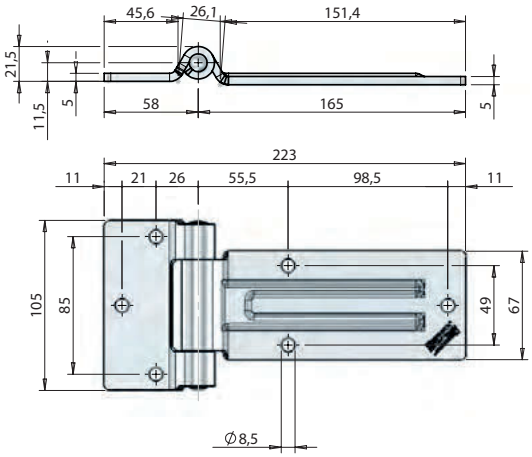

Charnière latérale plane, pour portes de grandes dimensions avec axe démontable, sans graisseur. Axe de rotation en inox.
Flat side door hinge for medium to large doors. Removable non self-greasing pin. With stainless steel hinge pin.

Référence *Reference*	Kg	Finition *Finish*	
10180620B	0.825	Acier zingué *Zinc plated*	6

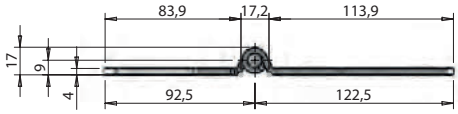

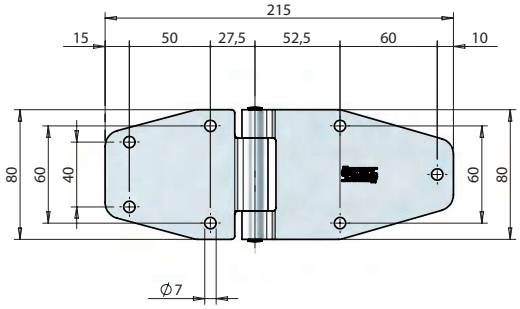

Charnière latérale plane, pour portes des moyennes dimensions pour applications diverses. Axe de rotation en inox.
Heavy duty side flat hinge for medium doors. Designed for various applications. With stainless steel hinge pin.

Référence *Reference*	Kg	Finition *Finish*	
101806360	0.530	Acier zingué *Zinc plated*	10

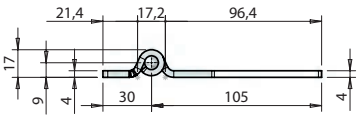

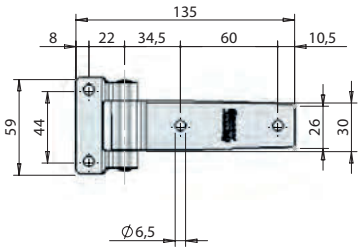

Charnière plane pour portes de petites dimensions. Axe de rotation en inox.
Flat side hinge for small doors.

Référence *Reference*	Kg	Finition *Finish*	
102006340	0.200	Acier zingué *Zinc plated*	10

Acier zingué / *Zinc plated steel*

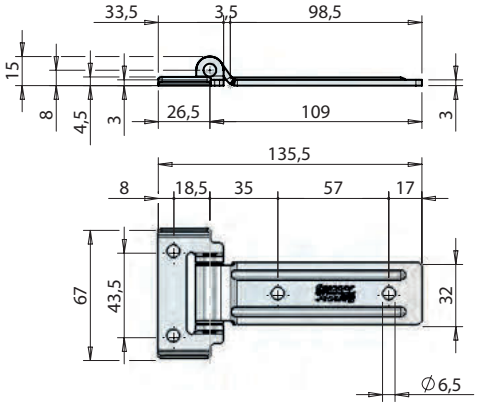

Charnière plane, pour applications légères. Axe de rotation en inox.
Flat side hinge for small doors. With stainless steel hinge pin.

Référence *Reference*	Kg	Finition *Finish*	
102006180	0.145	Acier zingué *Zinc plated*	10

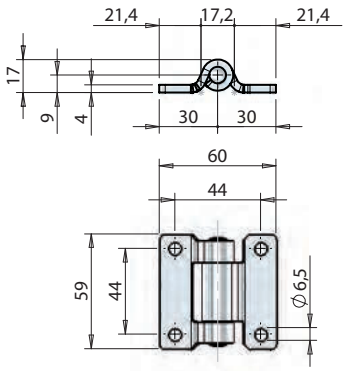

Charnière latérale très robuste pour applications diverses. Axe de rotation en inox.
Heavy duty flat side hinge for small doors. Designed for various applications. With stainless steel hinge pin.

Référence *Reference*	Kg	Finition *Finish*	
102006341	0.145	Acier zingué *Zinc plated*	10

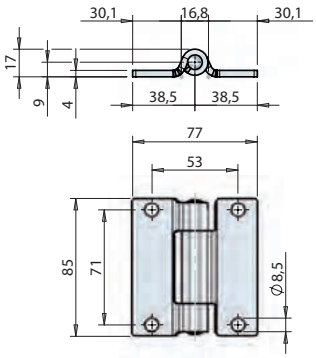

Charnière latérale plane, pour portes de moyennes dimensions, idéale pour applications diverses. Axe de rotation en inox.
Heavy duty flat side door hinge for medium sized doors. Designed for various applications. With stainless steel pin.

Référence *Reference*	Kg	Finition *Finish*	
100911076	0.278	Acier zingué *Zinc plated*	12

Acier zingué / *Zinc plated steel*

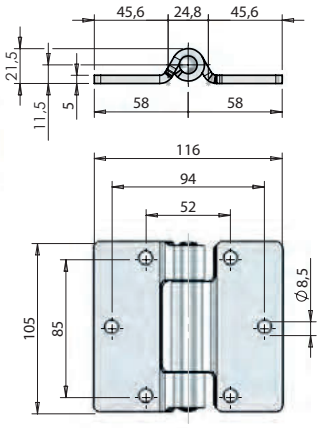

Charnière latérale plane, très robuste pour portes de grandes dimensions, idéale pour applications diverses. Axe de rotation en inox.
Heavy duty flat side door hinge for large doors. Designed for various applications. With stainless steel pin.

Référence *Reference*	Kg	Finition *Finish*	
100911074	0.620	Acier zingué *Zinc plated*	8

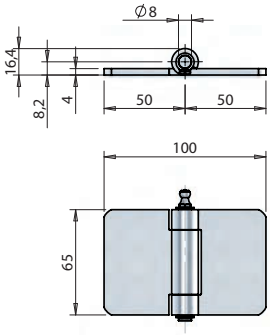

Charnière à noeuds avec graisseur, pour applications diverses. Dimension 65 x 100 x 4 mm.
Butt hinge with grease nipple for various applications. Dimensions 65 x 100 x 4 mm.

Référence *Reference*	Kg	Finition *Finish*
102110380	0.260	Acier zingué *Zinc plated*

Laiton / *Brass*

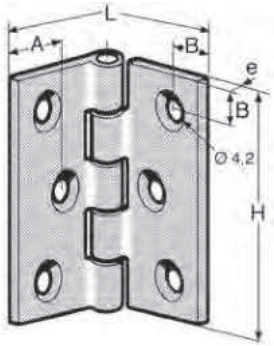

Charnière laiton, percée avec axe inox.
Brass hinge with fixing holes and stainless steel pin.

Référence *Reference*	Kg	A (mm)	B (mm)	L (mm)	H (mm)	e (mm)	Ø Nœud *Ø Eye*
2637993JJ	0,05	12	7	50	50	2,5	6

Acier brut / *Self colour steel*

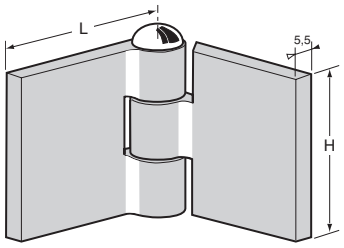

Charnières 3 noeuds de 12 mm, axe plein en laiton.
Hinge, 3 knuckle, 12 mm, brass axle.

Référence *Reference*	Kg	L (mm)	H (mm)
2603798FF	0,1	30	30
2603798FH	0,112	40	30
2603798FK	0,152	60	30
2603798HH	0,155	40	40
2603798HK	0,2	60	40
2603798HN	0,305	90	40

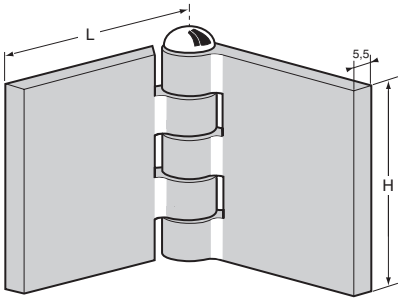

Charnières 5 noeuds de 12 mm, axe plein en laiton.
Hinge, 5 knuckle, 12 mm, brass axle.

Référence *Reference*	Kg	L (mm)	H (mm)
2603798JD	0,11	22,5	50
2603798JH	0,19	40	50
2603798JJ	0,22	50	50
2603798JK	0,265	60	50
2603798KK	0,315	60	60
2603798KN	0,455	90	60
2603798MK	0,425	60	80
2603798MM	0,61	80	80

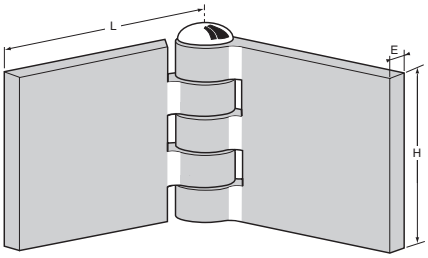

Charnière à 5 noeuds.
Knot hinge.

Référence *Reference*	Kg	E (mm)	L (mm)	H (mm)	Ø Nœud *Ø Eye*	Axe *Axis*	Nœud *Knots*
2603799KK	0,41	6	62	60	16	Laiton *Brass*	5
2603799LS	0,82	6	120	70	15	Laiton *Brass*	5
2603799MM	0,63	6	80	80	15	Laiton *Brass*	5

Aluminium / *Aluminium*

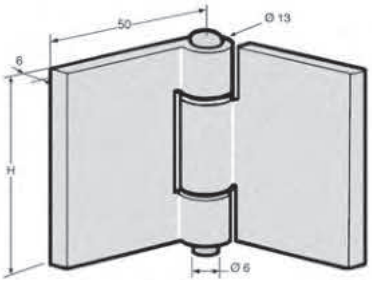

Charnière aluminium avec bagues plastique et axe acier zingué.
Aluminium hinge with plastic bushes and zinc plated steel pin.

Référence *Reference*	Kg	H (mm)
2737989	0,15	80
2737998	0,095	50

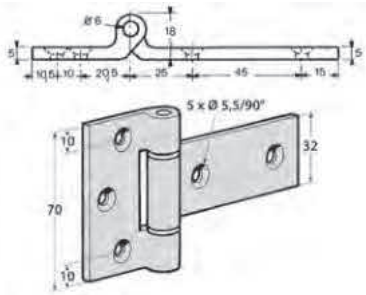

Charnière en aluminium anodisé, avec rondelles plastique et axe acier inox.
Anodized aluminium hinge with plastic washers and stainless steel pin.

Référence *Reference*	Kg
2737999	0,102

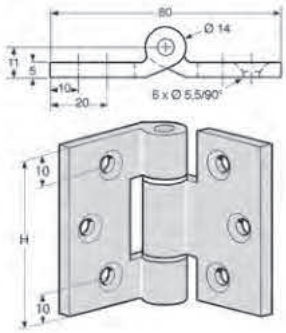

Charnière aluminium anodisé avec bagues plastique et axe acier zingué.
Anodized aluminium hinge with plastic bushes and zinc plated steel pin.

Référence *Reference*	Kg	H (mm)
2738000	0,09	60
2738001	0,11	80

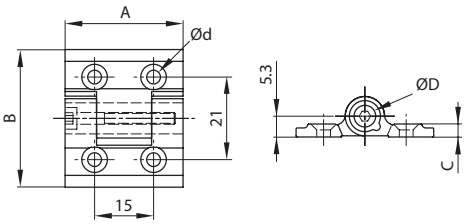

Charnières à friction réglable petite dimension.
Small friction hinges adjustable.

Référence *Reference*	Kg	A (mm)	B (mm)	C (mm)	ØD (mm)	Ød (mm)
2744500	0,011	30	35	3,3	8	3.5

Aluminium / *Aluminium*

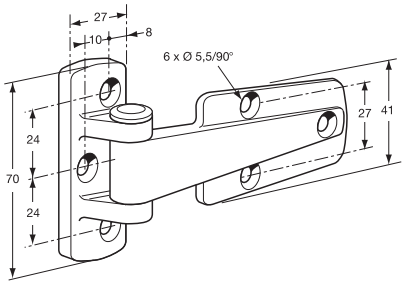

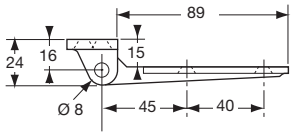

Charnière en bronze d'aluminium, époxy gris, axe inox.
Die-cast aluminium hinge, grey epoxy finish, stainless steel pin.

Référence *Reference*	Kg
2744394	0,25

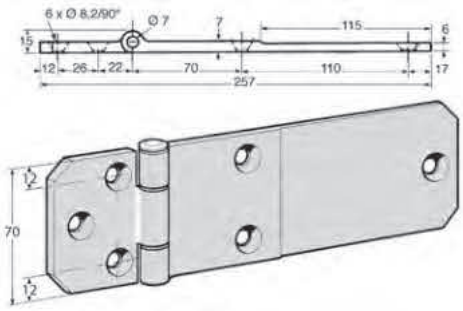

Charnière en aluminium anodisé, avec axe inox et bagues nylon.
Anodized aluminium hinge, with stainless steel pin and nylon bushes.

Référence *Reference*	Kg
2744389	0,44

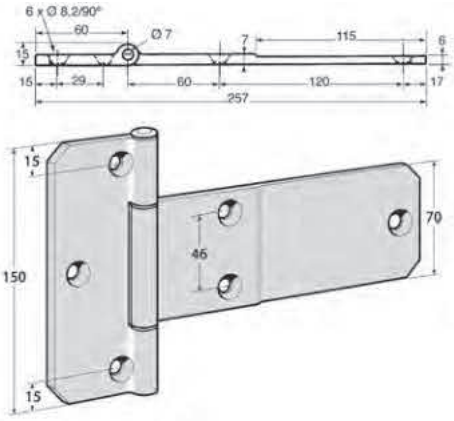

Charnière en aluminium anodisé, avec axe inox et bagues nylon.
Anodized aluminium hinge, with stainless steel pin and nylon bushes.

Référence *Reference*	Kg
2744399PF	0,465

Aluminium / *Aluminium*

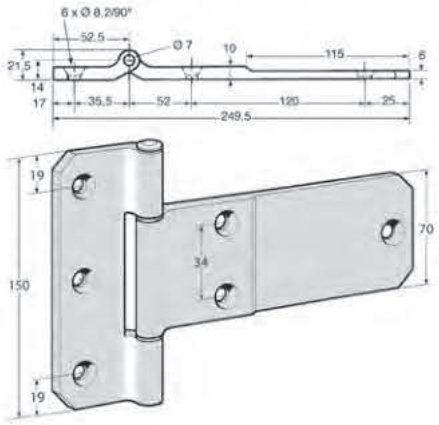

Charnière en aluminium anodisé, avec axe inox et bagues nylon.
Anodized aluminium hinge, with stainless steel pin and nylon bushes.

Référence *Reference*	Kg
2744398	0,555

Plastique / *Plastic*

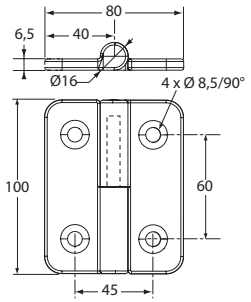

Charnière en plastique noir avec axe inox, le visuel représente le côté droit.
Hinge, black plastic, with stainless steel pin, the image represents the righthand side.

Référence *Reference*	Kg	Côté *Hand*
2704432DR	0,085	Droit (e) *Right*
2704432GA	0,085	Gauche *Left*

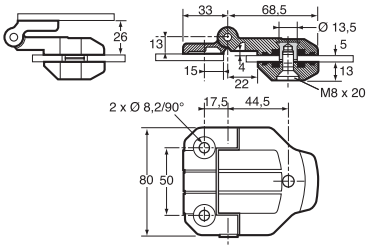

Charnière de pare-brise, plastique noir.
Windscreen hinge, black plastic.

Référence *Reference*	Kg
2704430	0,145

Charnières en polyamide avec goujons inox.
Polyamide hinges with studs.

Référence *Reference*	Kg	A (mm)	B (mm)	C (mm)	ØD (mm)	E (mm)	F (mm)	G (mm)	L (mm)	H (mm)	M (mm)
2744503	0,056	40	40	5	4	5,5	25	25	11	9	M5
2744504	0,076	50	30	6	5	6,5	30	30	15	11,5	M6

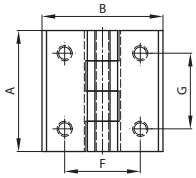

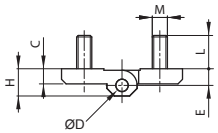

Charnières esthétique carrées polyamide noir.
Square design hinges with countersunk holes, black polyamide.

Référence *Reference*	Kg	A (mm)	B (mm)	C (mm)	ØD (mm)	Ød (mm)	E (mm)	F (mm)	G (mm)
2744501	0,013	30	30	5,2	4	5.3	5,7	25	25
2744501	0,023	50	30	5,9	5	6.4	6,4	30	30

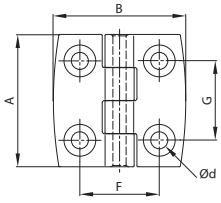

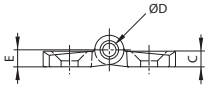

Acier inoxydable / *Stainless steel*

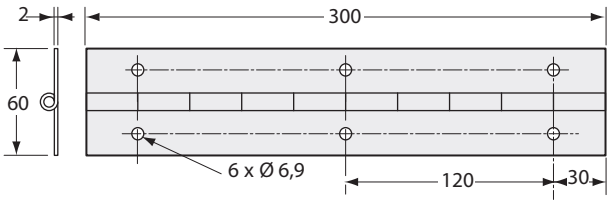

Charnière inox.
Stainless steel hinge.

Référence *Reference*	Kg	Longueur *Length*
2637136	0,420	300 mm

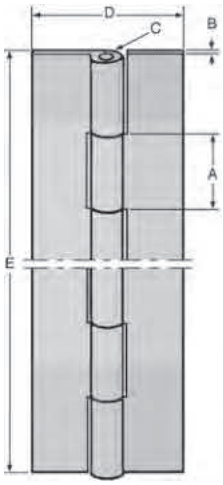

Charnière simple feuille inox, noeud roulé, non percée.
Rolled stainless steel continuous hinge, without holes.

Référence *Reference*	Kg	A (mm)	B (mm)	C (mm)	D (mm)	E (mm)	Axe *Axis*
2637131	1,4	15	1,5	4	40	2040	Inox *Stainless steel*
2637132	1,31	30	1,2	3	50	2000	Inox *Stainless steel*
2637133	2,8	30	2	6	60	2040	Inox *Stainless steel*
2637134	3,14	30	2	6	70	2000	Inox *Stainless steel*
2637135	5	40	3	6	80	2000	Inox *Stainless steel*

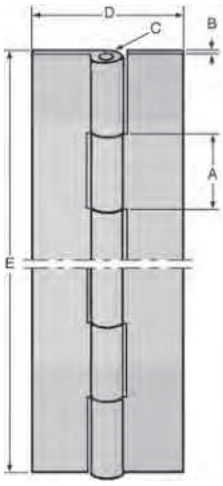

Charnière simple feuille acier, noeud roulé, non percée.
Rolled continuous steel hinge without holes.

Référence *Reference*	Kg	A (mm)	B (mm)	C (mm)	D (mm)	E (mm)	Axe *Axis*
2603709	1,4	15	1,5	4	40	2040	Acier *Steel*
2603710	1,3	30	1,2	3	50	2040	Acier *Steel*
2637120	1,98	40	1,5	5	60	2000	Acier *Steel*

Sans saillie / *Flush*

La matière plastique employée est d'une haute résistance élastique, d'une excellente tenue à l'usure, aux intempéries (- 40° à + 80° C) et au vieillissement. La charnière posée d'un seul tenant sur la longueur de la porte fait office de joint par l'intermédiaire du profilé plastique et remplit aussi bien sa fonction en position horizontale que verticale. Elle est livrée en position ouverte pour faciliter le montage, ne retirer les cales qu'une fois celui-ci terminé.
High tensile strength plastic hinge, highly resistant to wear, weather conditions (- 40° to + 80°C) and use. This hinge is secured on the whole length of the door and makes a tight seal with its plastic section. It can be installed either horizontally or vertically. The hinge is delivered semi-open to make easier installation. Remove the blocks only after installation.

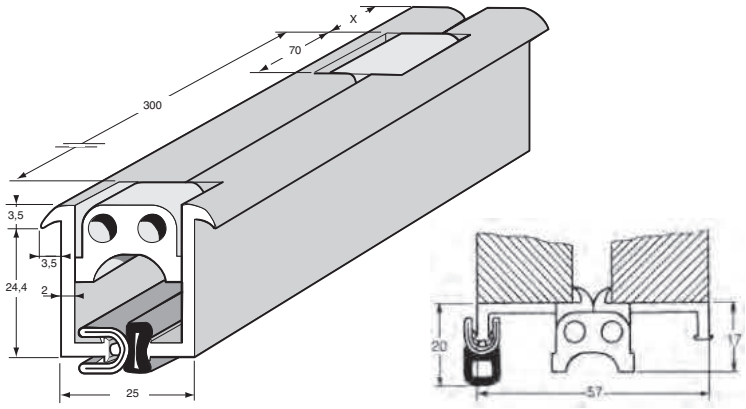

Charnière de porte sans saillie avec joint d'étanchéité, ouverture de 180°.
Aluminium continuous hinge with seal, 180° opening.

Référence *Reference*	Kg	X	Longueur *Length*
2744400	2,5	65	2 m
2744401	3,2	15	2,5 m
2744402	3,75	115	3 m

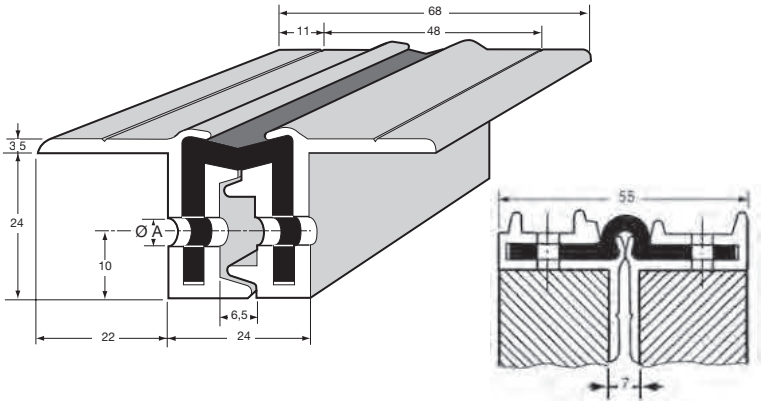

Charnière de porte sans saillie ouverture 180°.
Aluminium continuous hinge, 180° opening.

Référence *Reference*	Kg	Ø A	Longueur *Length*	Entraxe *Center Dist*
2744411	3,3	4	2,4 m	100
2744412	4,4	5,2	3,25 m	100

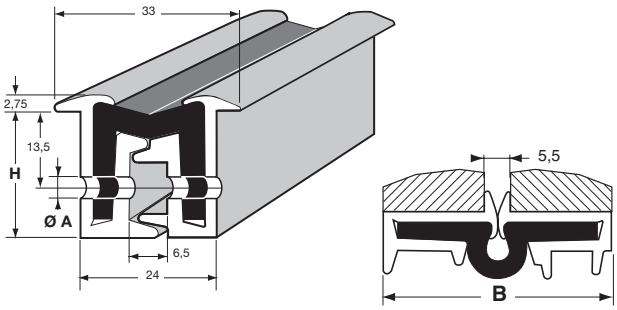

Charnière de porte sans saillie ouverture 180°.
Aluminium continuous hinge, 180° opening.

Référence *Reference*	Kg	B (mm)	Ø A	Longueur *Length*	H (mm)	Entraxe *Center Dist*
2744424	2,1	49,5	4	2 m	22	100
2744425	2,55	49,5	4	2,4 m	22	100

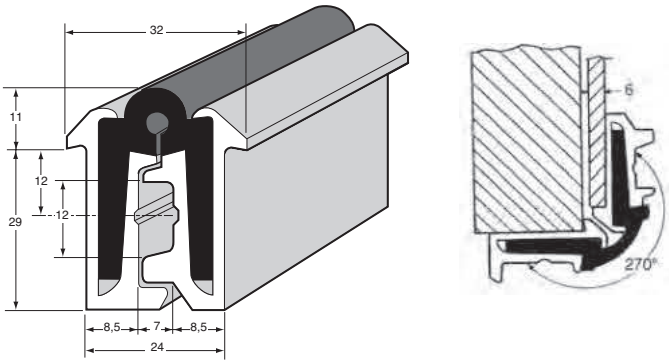

Charnière de porte sans saillie ouverture 270°.
Aluminium continuous hinge, 270° opening.

Référence *Reference*	Kg	Longueur *Length*	Entraxe *Center Dist*	Perçage *Hole*
2744428	3,75	2,5 m	200	5
2744429	4,7	3 m	200	5

Aluminium / *Aluminium*

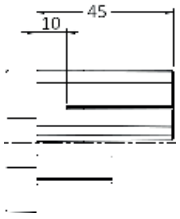

Arrêt de charnière plastique, le visuel représente le côté gauche.
Hinge stop, gray plastic, the image represents the lefthand side.

Référence *Reference*	Kg	Pour *For*	Côté *Hand*
1636765DR	0,035	1636731 1636761	Droit *Right*
1636765GA	0,035	1636731 1636761	Gauche *Left*

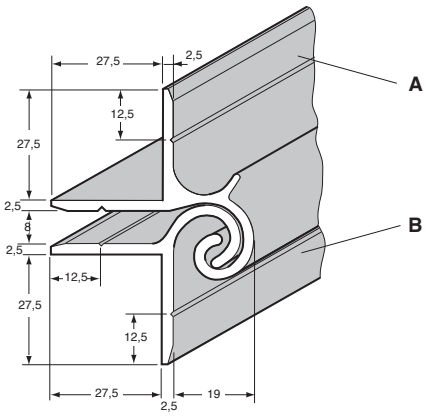

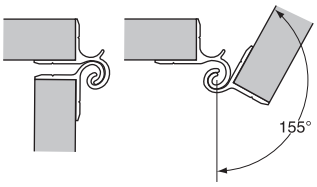

Charnière profils aluminium anodisé.
Anodized aluminium hinge profile.

Référence *Reference*	Longueur *Length*	Type *Type*
1636731	5 m	A
1636732	5 m	B
1636761	2,6 m	A
1636762	2,6 m	B

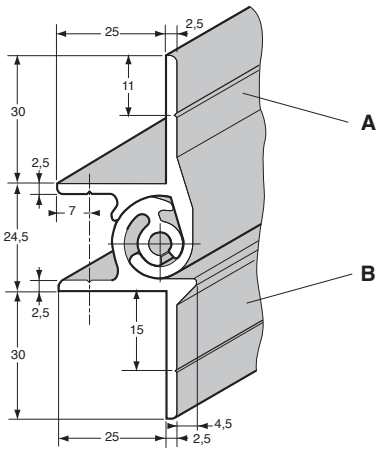

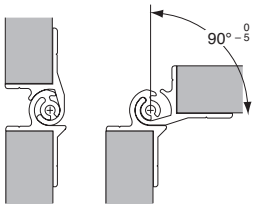

Charnière profils aluminium anodisé.
Anodized aluminium hinge profile.

Référence *Reference*	Longueur *Length*	Type *Type*
1636747	5 m	B
1636748	5 m	A

Acier / *Steel*

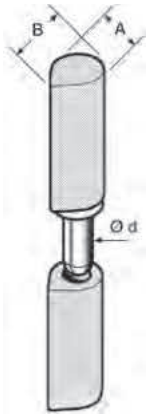

Paumelle à souder, acier brut.
Self colour steel lift-off hinge, to weld.

Référence *Reference*	Kg	A (mm)	B (mm)	Ø d (mm)	Hauteur *Height*	
2637997M	0,09	13	15	7	80	10
2637997P	0,12	16	20	9	100	10

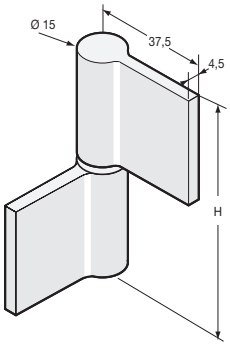

Paumelle acier brut.
Self colour steel lift-off hinge

Référence *Reference*	Kg	H (mm)
2637999K	0,145	60
2637999M	0,2	80

Accessoires pour portes coulissantes frigo / *Fridge sliding door accessories*

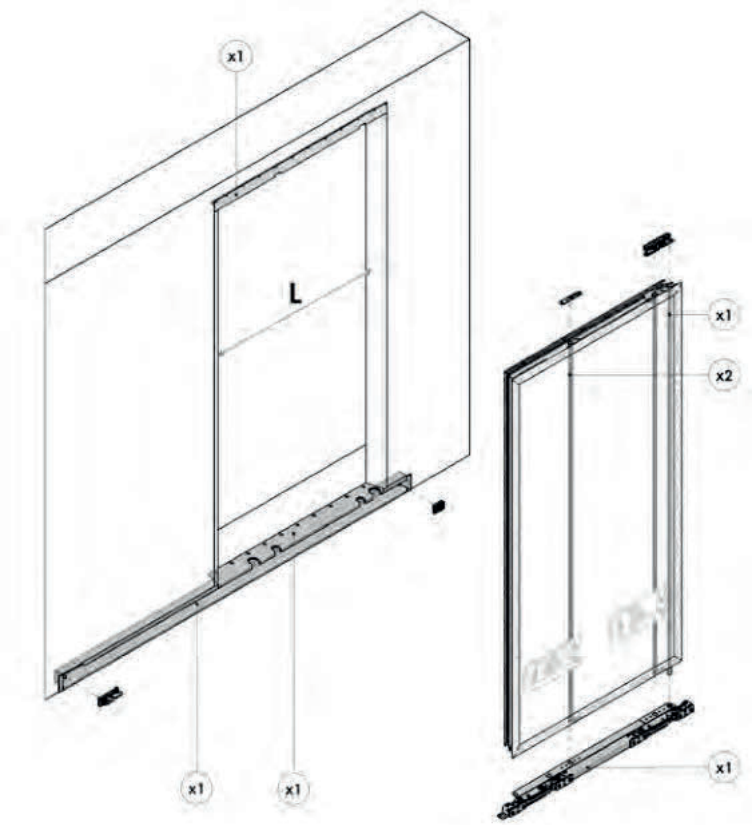

SLIDOO

Kit d'accessoires pour porte coulissante pour véhicules sous température dirigée de 35 à 80 mm.
Sliding door accessories kit for temperature controlled vehicles from 35 till 80 mm.

Référence *Reference*	Kg	L (mm)	Côté *Hand*	Finition *Finish*
300511878	34,10	900	Droit *Right*	Acier inoxydable *Stainless steel*
300511879	34,10	900	Gauche *Left*	Acier inoxydable *Stainless steel*
300511880	38,30	1300	Droit *Right*	Acier inoxydable *Stainless steel*
300511881	38,30	1300	Gauche *Left*	Acier inoxydable *Stainless steel*

Remplissage aluminium et panneau / *Aluminium and panel filling*

Remplissage aluminium / *Aluminium filling*

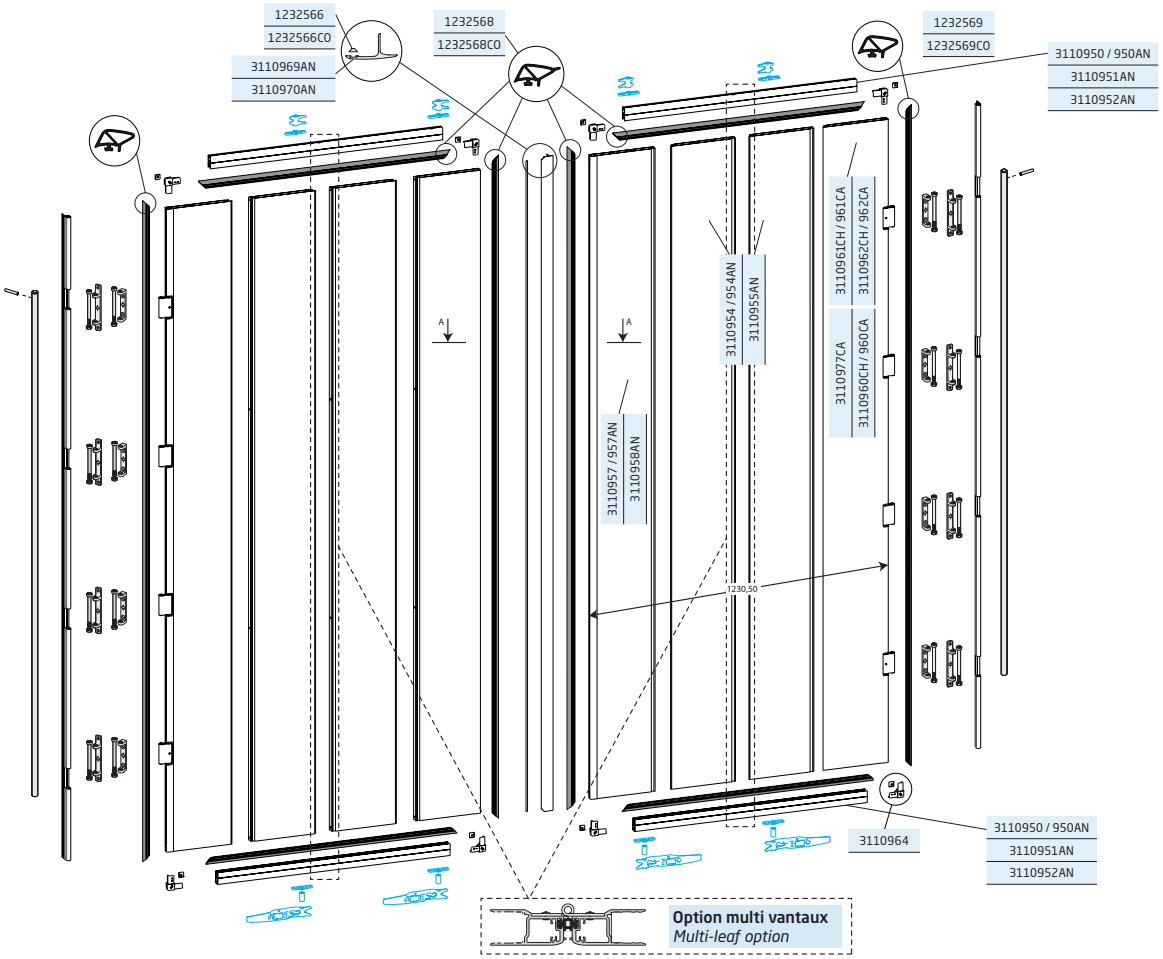

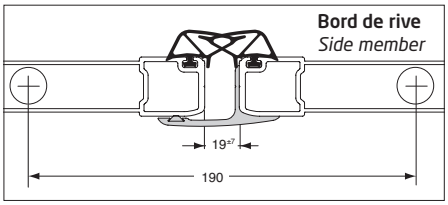

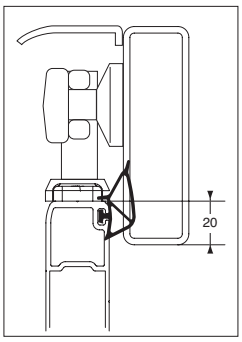

Le ressort placé dans le profil charnière donnent la priorité de rotation à l'axe côté poteau afin d'éviter toute détérioration du joint d'étanchéité de porte lors de l'ouverture et de la fermeture.

The spring positioned in the hinge section gives rotation priority to the post-side pin so as to avoid any damage to the door seal when opening and closing.

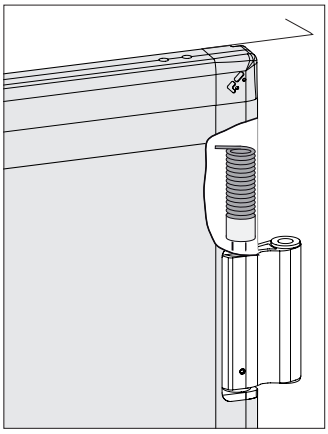

IMPORTANT : une cote de 190 mm minimum après recoupe devra être conservée en haut et en bas de la charnière pour protéger les ressorts.
N.B.: a minimum distance of 190 mm after cutting must be kept at the top and at the bottom of the hinge in order to protect the springs.

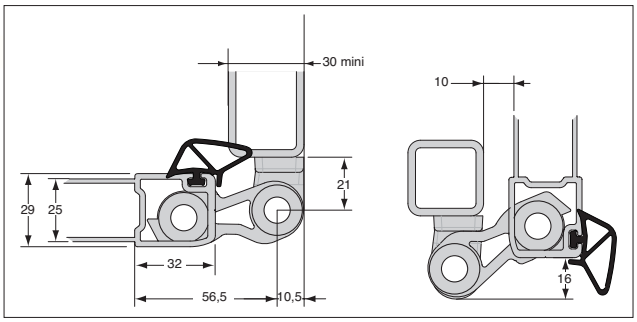

Remplissage aluminium / *Aluminium filling*

Désignation *Designation*	Composition *Composition*	Hauteur porte maxi *Height door max* 2,60 m	2,80 m	3,20 m
Porte *Door*	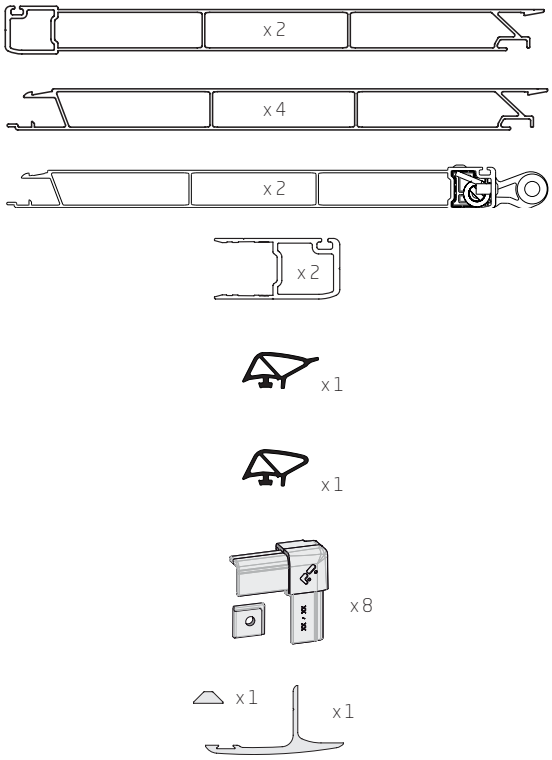	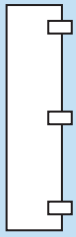		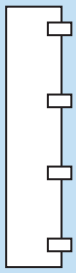
			Brut / *Raw*	
		3110960BR x 1	3110961BR x 1	3110962BR x 1
			Anodisé / *Anodised*	
		3110960AN x 1	3110961AN x 1	3110962AN x 1
	+			
Support *Support*	Acier à souder *Soldering steel* 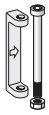 x 1 — Flèche vers l'extérieur du véhicule *Arrow pointing towards the outside of the vehicle*		3110732	
		x 6		x 8
	ou / *or*			
	Acier à visser *Screw steel* 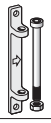 x 1 — Flèche vers l'extérieur du véhicule *Arrow pointing towards the outside of the vehicle*		3110731	
		x 6		x 8
	ou / *or*			
	Aluminium *Aluminium* 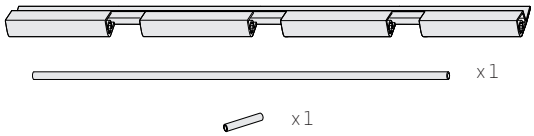 x 1 x 1 x 1		Brut / *Raw*	
		3110971SC x 2	3110972SC x 2	3110973SC x 2
Option multi-vantaux *Multi-leaf option*	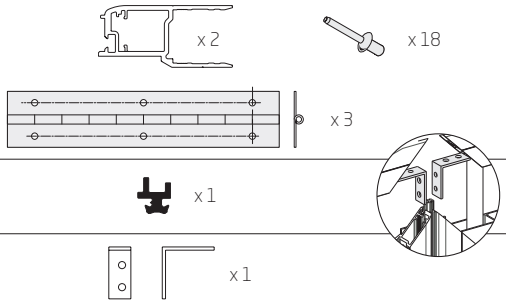 x 2 x 18 x 3 x 1 x 1		Brut / *Raw*	
			3110976KB x 2	
			+	
			1232561 x 1	
			+	
			3110976EQ x 8	

Cadre monté remplissage aluminium

Nous consulter pour faisabilité

Complete flush door aluminium filling

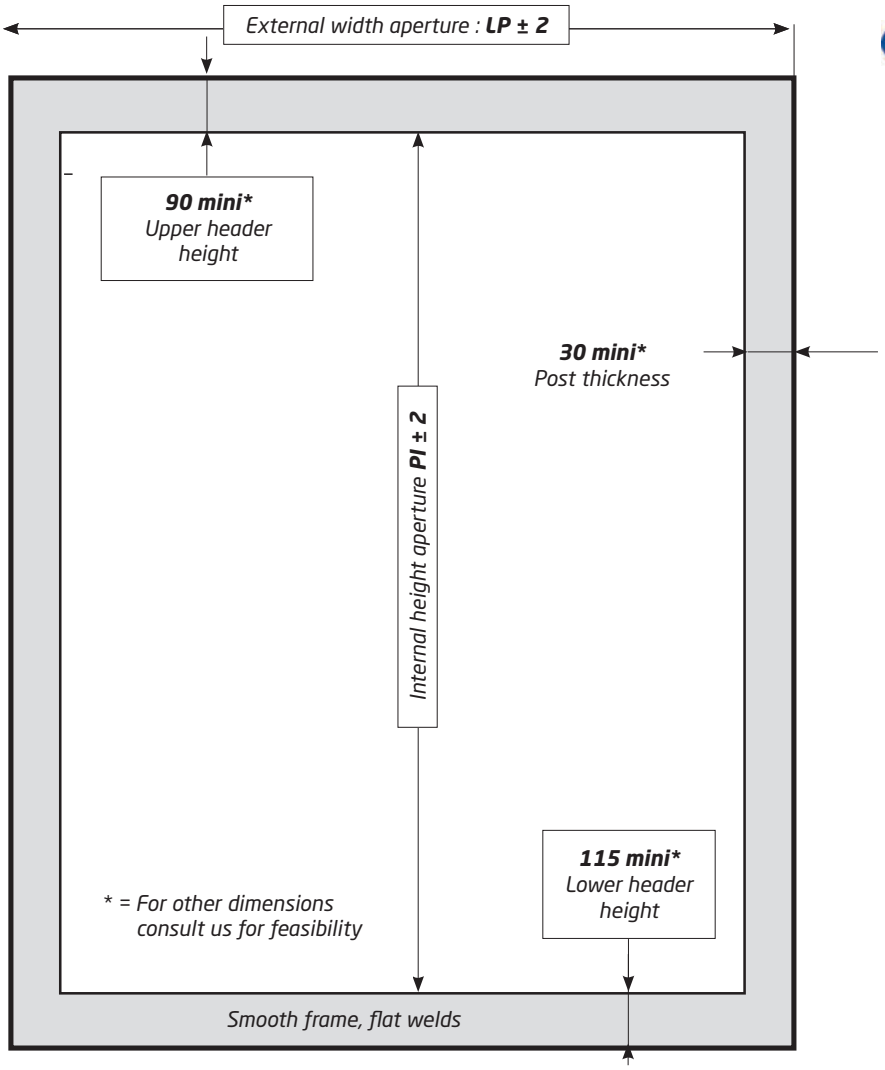

WELD-ON BRACKET

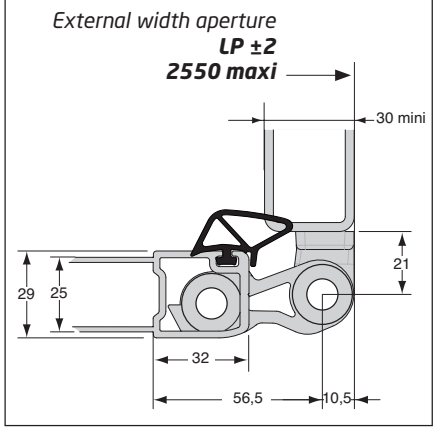

ALUMINIUM BRACKET

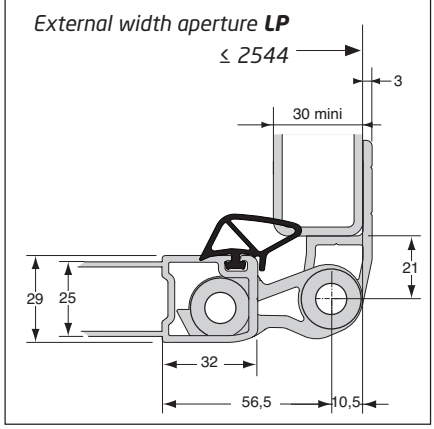

Following "minimum / maximum" internal height apertures can be achieved:*

- 3 hinges profile : PI mini = **1674** PI maxi = 2654
- 4 hinges profile : Space **750** PI mini = 2655 PI maxi = 2789
- 4 hinges profile : Space **795** PI mini = 2790 PI maxi = 3160
- External width aperture : LP max = **2544** with an external width of : **2550 (with aluminium bracket)**
  LP max = **2550** with an external width of : **2550 (with steel bracket)**

TO BE COMPLETED BY THE CUSTOMER

Style	Order Number	Completed by (name)	Date	Quantity of Frame	LP	PI
					2550	

- ☐ DOOR SET WITH **4** LOCKING GEARS (**2** per door)*
- ☐ DOOR SET WITH **2** LOCKING GEARS (**1** per door)

- ☐ LOCKING GEAR Ref. **2344572B0**
- ☐ LOCKING GEAR Ref. **2344578**
- ☐ LOCKING GEAR Ref. **020911565**

- ☐ WITHOUT SPECIAL SPECIFICATION(S)
- ☐ WITH SPECIAL SPECIFICATION(S)

.....

.....

- ☒ ALUMINIUM FILLING **XL32***
  - ☐ SELF COLOUR FRAME
  - ☐ ANODIZED FRAME

- ☐ STEEL BRACKET TO BE WELDED
- ☐ HINGE PROFIL
- ☐ WITHOUT SUPPORT

- ☐ WITH MONTED SEALS
- ☐ WITHOUT MONTED SEALS

REFERENCE :.....

(To be completed by Pommier)

CUSTOMER'S AGREEMENT

Date : .....

Visa : .....

Remplissage panneau / *Panel filling*

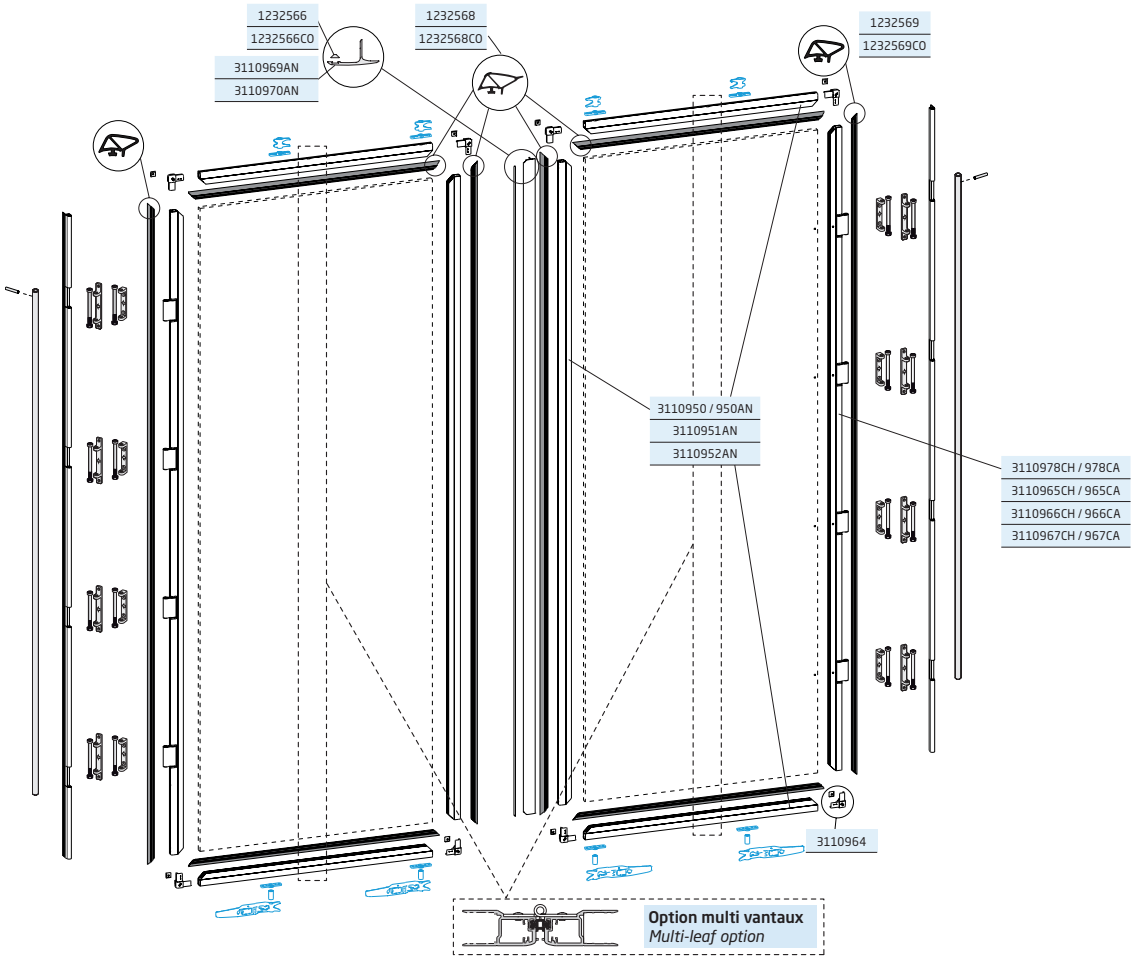

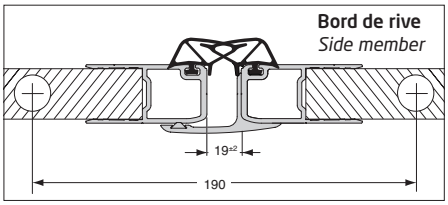

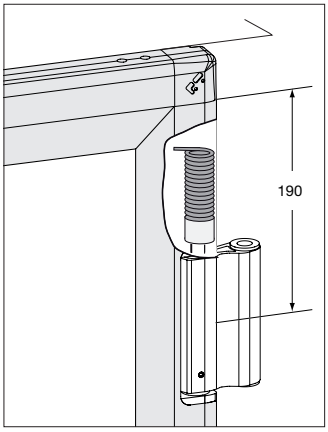

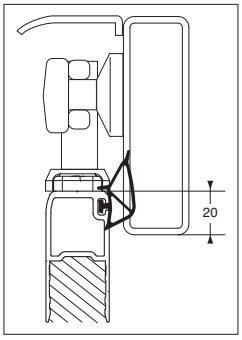

Le ressort placé dans le profil charnière donnent la priorité de rotation à l'axe côté poteau afin d'éviter toute détérioration du joint d'étanchéité de porte lors de l'ouverture et de la fermeture.

The spring positioned in the hinge section gives rotation priority to the post-side pin so as to avoid any damage to the door seal when opening and closing.

IMPORTANT : une cote de 190 mm minimum après recoupe devra être conservée en haut et en bas de la charnière pour protéger les ressorts.
N.B.: a minimum distance of 190 mm after cutting must be kept at the top and at the bottom of the hinge in order to protect the springs.

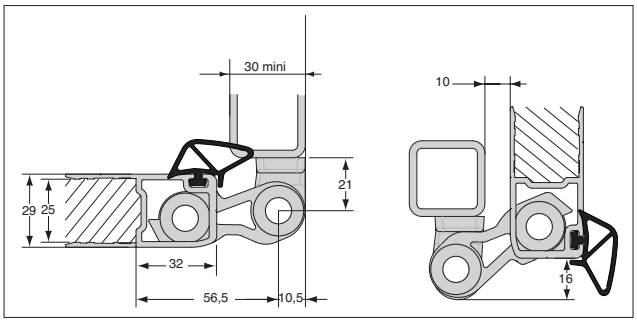

Remplissage panneau / *Panel filling*

Désignation *Designation*	Composition *Composition*	Hauteur porte maxi *Height door max* 2,24 m	2,60 m	2,80 m	3,20 m
Porte *Door*	x 2 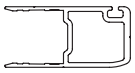 x 2 x 1 x 1 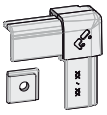 x 8 x 1 x 1				
		Brut / *Raw*			
		3110979BR x 1	3110965BR x 1	3110966BR x 1	3110967BR x 1
		Anodisé / *Anodised*			
		3110979AN x 1	3110965AN x 1	3110966AN x 1	3110967AN x 1
	+				
Support *Support*	Acier à souder *Soldering steel* x 1 — Flèche vers l'extérieur du véhicule *Arrow pointing towards the outside of the vehicle*	3110732			
		x 6		x 8	
	ou / *or*				
	Acier à visser *Screw steel* 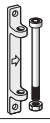 x 1 — Flèche vers l'extérieur du véhicule *Arrow pointing towards the outside of the vehicle*	3110731			
		x 6		x 8	
	ou / *or*				
	Aluminium *Aluminium* 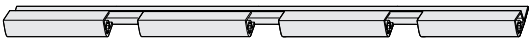 x 1 x 1 x 1		Brut / *Raw*		
			3110971SC x 2	3110972SC x 2	3110973SC x 2
Option multi-vantaux *Multi-leaf option*	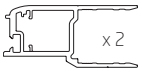 x 2 x 18 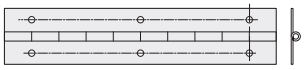 x 3 x 1 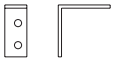 x 1 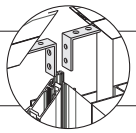		Brut / *Raw*		
			3110976KB x 2		
			+		
			1232561 x 1		
			+		
			3110976EQ x 8		

Cadre monté remplissage panneau

Nous consulter pour faisabilité

Complete flush door aluminium filling

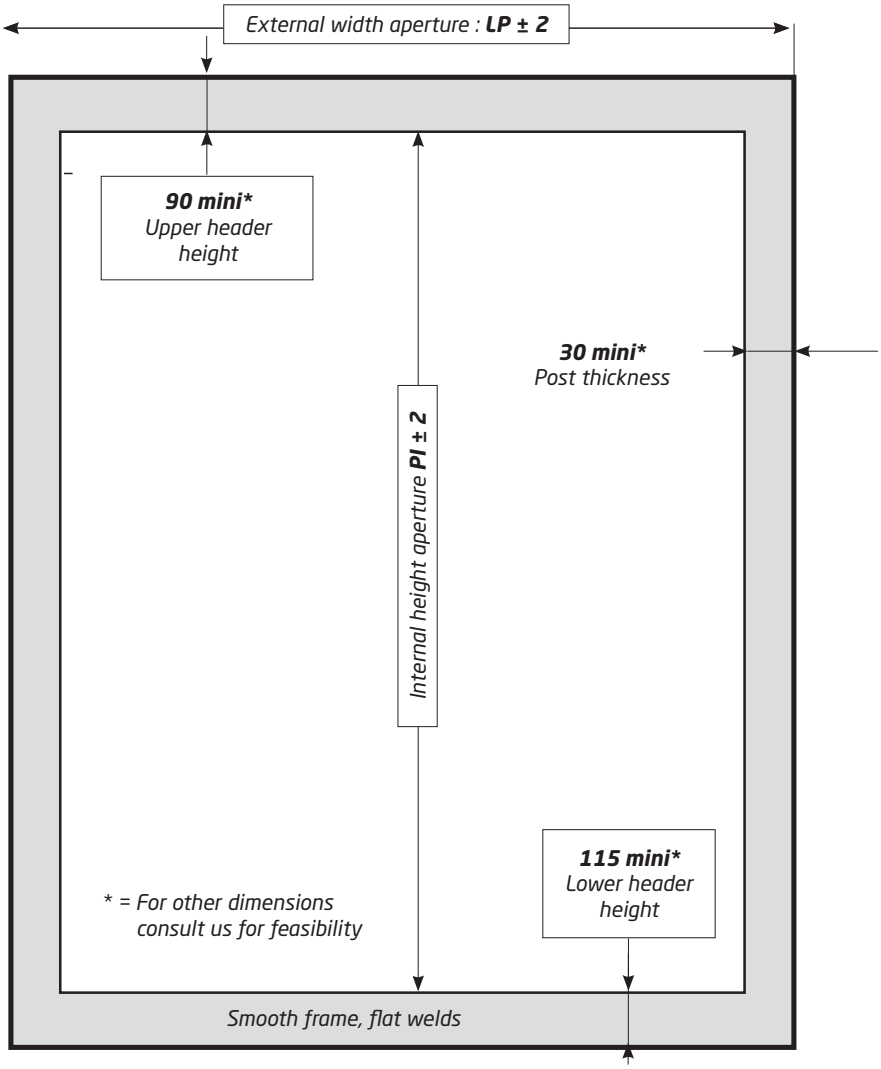

WELD-ON BRACKET

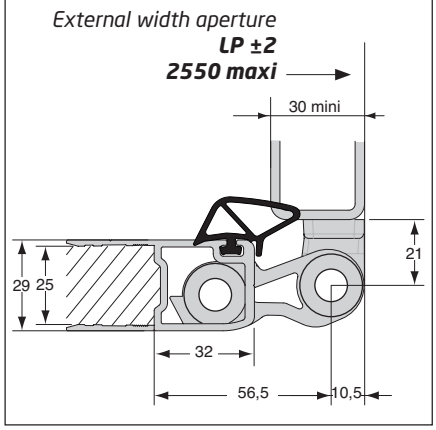

ALUMINIUM BRACKET

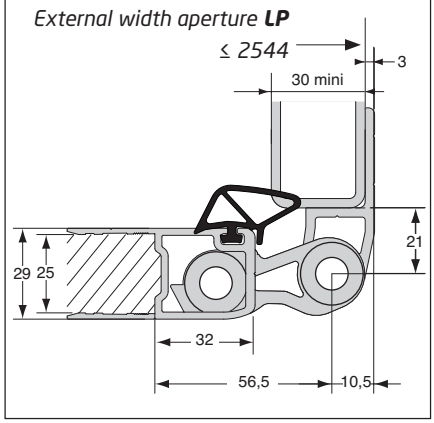

Following "minimum / maximum" internal height apertures can be achieved:*

- *3 hinges profile : PI mini = **1674** PI maxi = 2654*
- *4 hinges profile : Space **750** PI mini = 2655 PI maxi = 2789*
- *4 hinges profile : Space **795** PI mini = 2790 PI maxi = 3160*
- *External width aperture : LP max = **2544** with an external width of : **2550 (with aluminium bracket)***
  *LP max = **2550** with an external width of : **2550 (with steel bracket)***

TO BE COMPLETED BY THE CUSTOMER

Style	Order Number	Completed by (name)	Date	Quantity of Frame	LP	PI

- ☐ DOOR SET WITH **4** LOCKING GEARS (**2** per door)*
- ☐ DOOR SET WITH **2** LOCKING GEARS (**1** per door)

- ☐ LOCKING GEAR Ref. **2344572B0**
- ☐ LOCKING GEAR Ref. **2344578**
- ☐ LOCKING GEAR Ref. **020911565**

- ☐ WITHOUT SPECIAL SPECIFICATION(S)
- ☐ WITH SPECIAL SPECIFICATION(S)

.....

.....

- ☒ ALUMINIUM FILLING **XL25***
  - ☐ SELF COLOUR FRAME
  - ☐ ANODIZED FRAME

- ☐ STEEL BRACKET TO BE WELDED
- ☐ HINGE PROFIL
- ☐ WITHOUT SUPPORT

- ☐ WITH MONTED SEALS
- ☐ WITHOUT MONTED SEALS

REFERENCE : .....

(To be completed by Pommier)

CUSTOMER'S AGREEMENT

Date : .....

Visa : .....

Charnières / *Hinges*

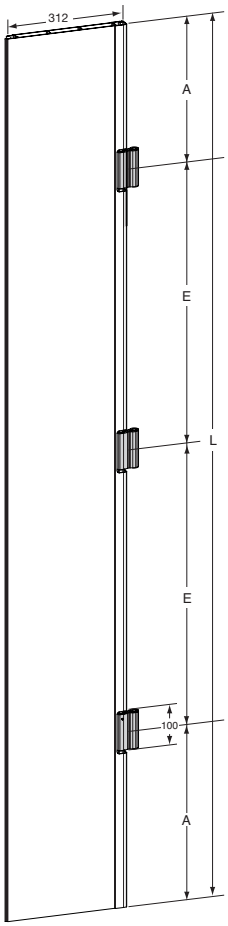

Profil charnière remplissage aluminium.
Overhall hinge section for door aluminium filling.

Référence *Reference*	Kg	A (mm)	E (mm)	L (mm)	Finition *Finish*
3110977CA	9,50	455	635	2180	Anodisé *Anodized*
3110960CH	11	415	900	2630	Brut *Raw*
3110960CA	11	415	900	2630	Anodisé *Anodized*
3110961CH	12	257,5	750	2765	Brut *Raw*
3110961CA	12	257,5	750	2765	Anodisé *Anodized*
3110962CH	15	375,5	795	3136	Brut *Raw*
3110962CA	15	375,5	795	3136	Anodisé *Anodized*

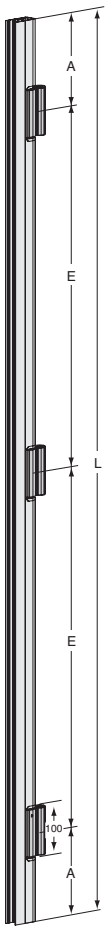

Profil charnière remplissage panneau.
Overhall hinge section for door panel filling.

Référence *Reference*	Kg	A (mm)	E (mm)	L (mm)	Finition *Finish*
3110978CH	4,2	455	635	2180	Brut *Raw*
3110978CA	4,2	455	635	2180	Anodisé *Anodized*
3110965CH	4,7	430	900	2660	Brut *Raw*
3110965CA	4,7	430	900	2660	Anodisé *Anodized*
3110966CH	5,3	272,5	750	2795	Brut *Raw*
3110966CA	5,3	272,5	750	2795	Anodisé *Anodized*
3110967CH	5,8	375,5	795	3136	Brut *Raw*
3110967CA	5,8	375,5	795	3136	Anodisé *Anodized*

Encadrements et remplissages / *Frames*

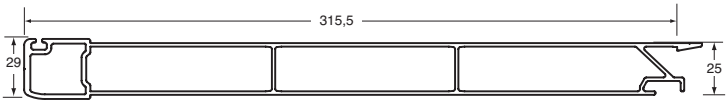

Profil central aluminium.
Central frame profile, aluminium.

Référence *Reference*	L (mm)	Finition *Finish*
3110957	2765	Brut *Raw*
3110957AN	2765	Anodisé *Anodized*
3110958AN	3136	Anodisé *Anodized*

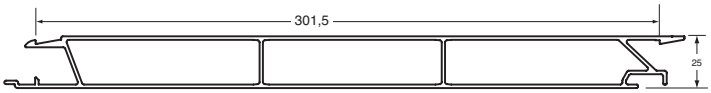

Profil de remplissage aluminium.
Filling profile, aluminium.

Référence *Reference*	L (mm)	Finition *Finish*
3110954	2760	Brut *Raw*
3110954AN	2760	Anodisé *Anodized*
3110955AN	3131	Anodisé *Anodized*

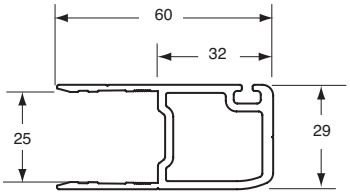

Profil d'encadrement aluminium.
Frame profile, aluminium.

Référence *Reference*	Longueur *Length*	Finition *Finish*
3110950	2340	Brut *Raw*
3110950AN	2340	Anodisé *Anodized*
3110951AN	2795	Anodisé *Anodized*
3110952AN	3136	Anodisé *Anodized*

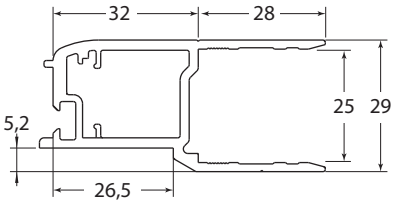

Profil charnière 4 vantaux aluminium.
Aluminium hinge profile for quarter flush door.

Référence *Reference*	Longueur *Length*	Finition *Finish*
3110976	3200	Brut *Raw*

Encadrements et remplissages / *Frames*

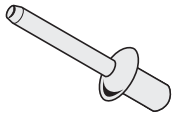

Rivet Ø 6,4 mm acier zingué bichromaté.
Ø 6,4 rivet yellow zinc plated steel.

Référence *Reference*	Kg
5871261HA	0,013

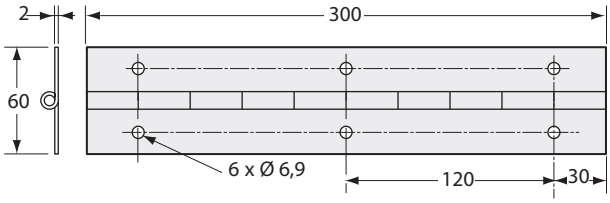

Charnière inox.
Stainless steel hinge.

Référence *Reference*	Kg	Longueur *Length*
2637136	0,420	300 mm

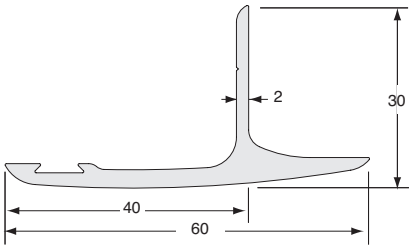

Profil de battue aluminium.
Center strip profile, aluminium.

Référence *Reference*	Longueur *Length*	Finition *Finish*
3110969AN	2800	Anodisé *Anodized*
3110970AN	3200	Anodisé *Anodized*

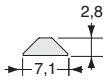

Profil PVC gris.
P.V.C grey profile.

Référence *Reference*	Longueur *Length*
1232566	3400
1232566CO	30 m

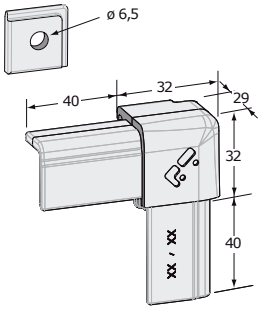

Pièce d'angle aluminium brut (4 pièces par porte).
Aluminium corner (4 parts by door).

Référence *Reference*	Kg
3110964	0,14

Joints d'étanchéité / *seals*

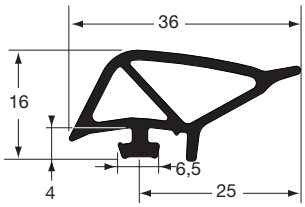

Joint de porte.
Inner door seal.

Référence *Reference*	Longueur *Length*
1232568	11,5 m
1232568C0	50 m

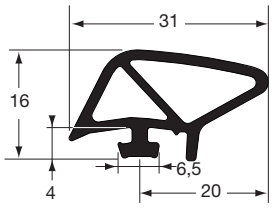

Joint de porte.
Inner door seal.

Référence *Reference*	Longueur *Length*
1232569	6,5 m
1232569C0	50 m

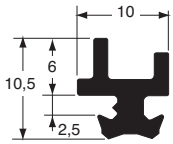

Joint de porte.
Seal for hinge.

Référence *Reference*	Longueur *Length*
1232561	35 m

Supports / *Supports*

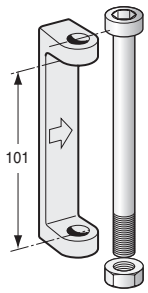

Chape support charnière à souder, acier brut, avec vis et écrou.
Self colour steel weld-on bracket with locknut and pin.

Référence *Reference*	Kg
3110732	0,350

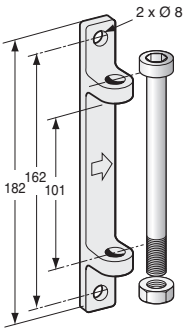

Chape support charnière à visser, acier galvanisé, avec vis et écrou.
Galvanized steel bolt-on bracket with locknut and pin.

Référence *Reference*	Kg
3110731	0,320

Supports / *Supports*

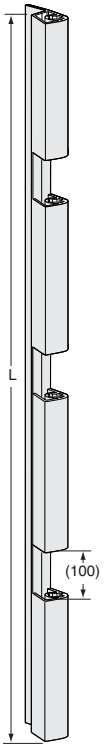

Supports aluminium.
Aluminium supports.

Référence *Reference*	Kg	L (mm)
3110978SA	3,90	2244
3110972SU	4,28	2829
3110973SU	4,80	3200
3110973SA	4,80	3200

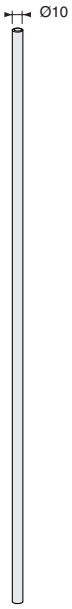

Axe.
Axle.

Référence *Reference*	Kg
3110962AX	1,620

Goupille.
Pin.

Référence *Reference*	Kg	
2344466G0	0,002	10

Kits portillon / *Kits for small door*

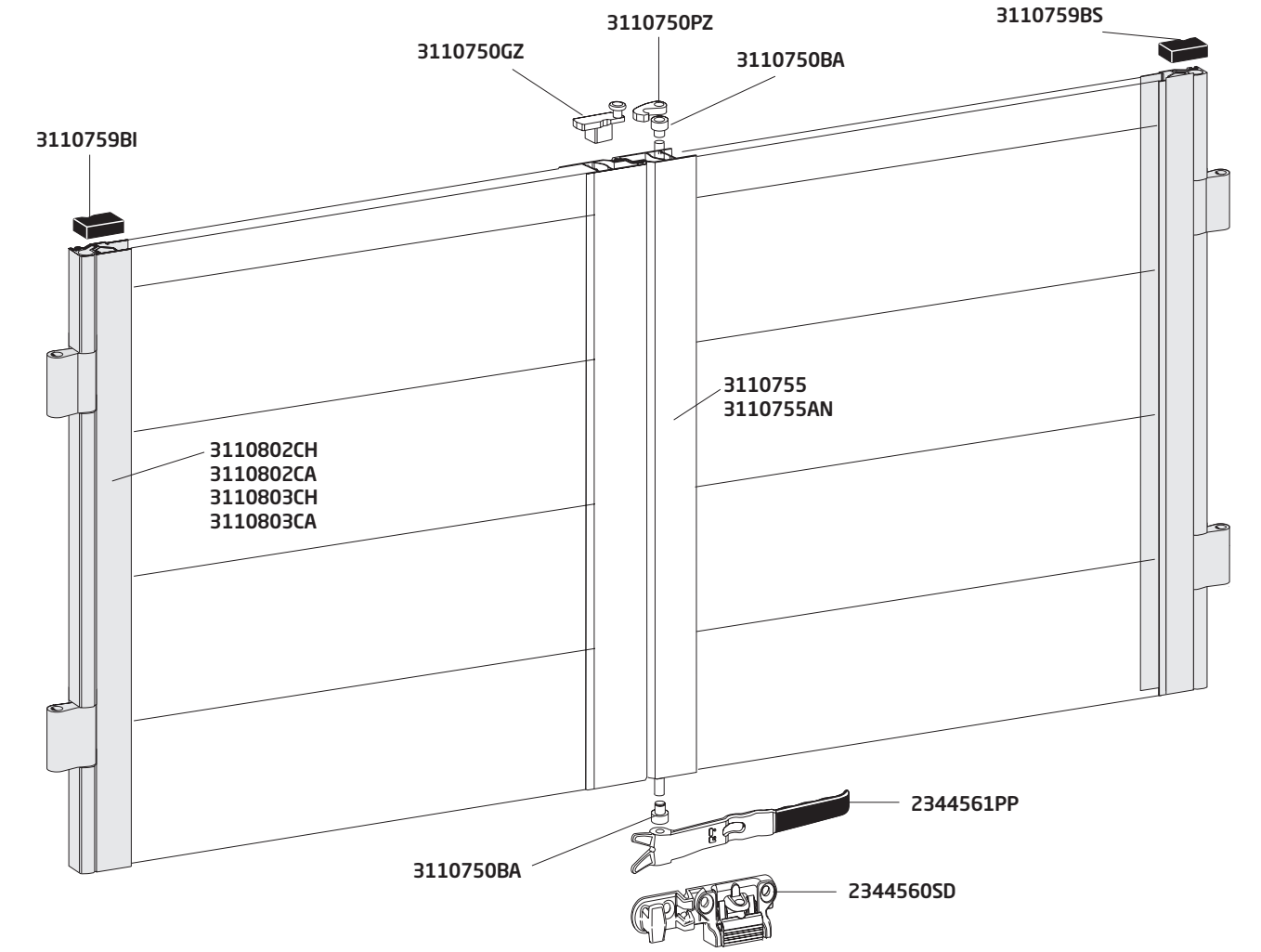

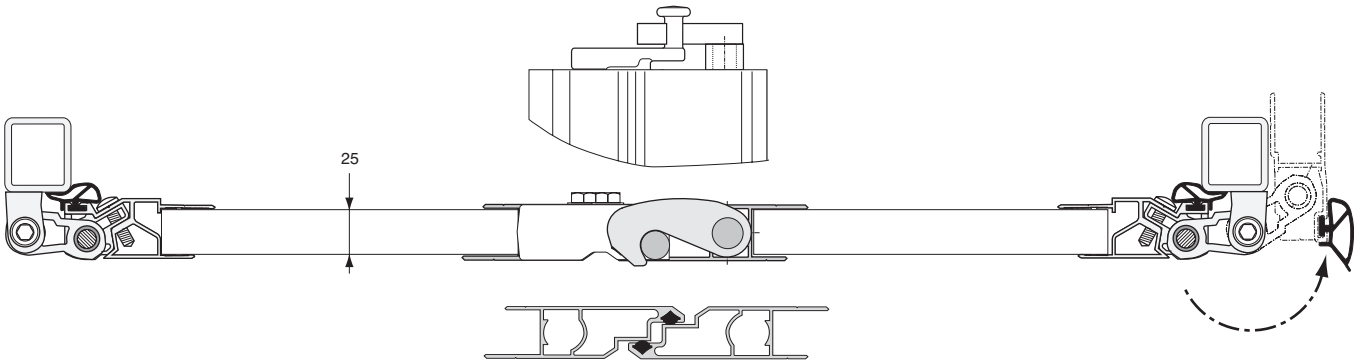

Kit portillon sans chape support acier, ni axe de crémone, ni planche de remplissage
Kit for small doors, without steel weld-on bracket, rod for locking gear and aluminium planks

Référence *Reference*	Composition *Composition*	Référence *Reference*	Composition *Composition*	Référence *Reference*	Composition *Composition*	Référence *Reference*	Composition *Composition*
3110802 Kit portillon brut hauteur 600 mm *Kit for self colour doors 600 mm height*	3110750PZ x 1 3110750GZ x 1 3110750BA x 2 3110759BI x 1 3110759BS x 1 1203242CL x 1 1232564CL x 1 2344560SD x 1 2344561PP x 1 3110802CH x 2 3110755 (0,60 x 2)	3110802AN Kit portillon anodisé 600 mm *Kit for anodized doors 600 mm height*	3110750PZ x 1 3110750GZ x 1 3110750BA x 2 3110759BI x 1 3110759BS x 1 1203242CL x 1 1232564CL x 1 2344560SD x 1 2344561PP x 1 31107802CA x 2 3110755AN (0,60 x 2)	3110803 Kit portillon brut hauteur 800 mm *Kit for self colour doors 800 mm height*	3110750PZ x 1 3110750GZ x 1 3110750BA x 2 3110759BI x 1 3110759BS x 1 1203242CL x 1 1232564CL x 1 2344560SD x 1 2344561PP x 1 3110803CH x 2 3110755 (0,80 x 2)	3110803AN Kit portillon anodisé 800 mm *Kit for anodized doors 800 mm height*	3110750PZ x 1 3110750GZ x 1 3110750BA x 2 3110759BI x 1 3110759BS x 1 1203242CL x 1 1232564CL x 1 2344560SD x 1 2344561PP x 1 3110803CA x 2 3110755AN (0,80 x 2)

Accessoires de portillon / *Accessories for small door*

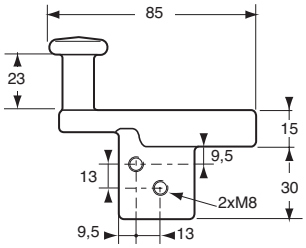

3110750GZ Kg 0,350
Gâche acier zinguée.
Zinc plated steel keeper.

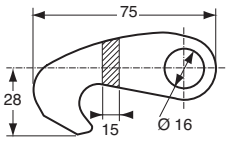

3110750PZ Kg 0,180
Pène acier zingué.
Zinc plated steel cam.

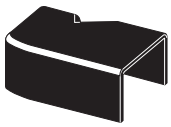

3110759BS Kg 0,015
Bouchon droit.
Upper end cap.
3110759BI
Bouchon gauche.
Lower end cap.

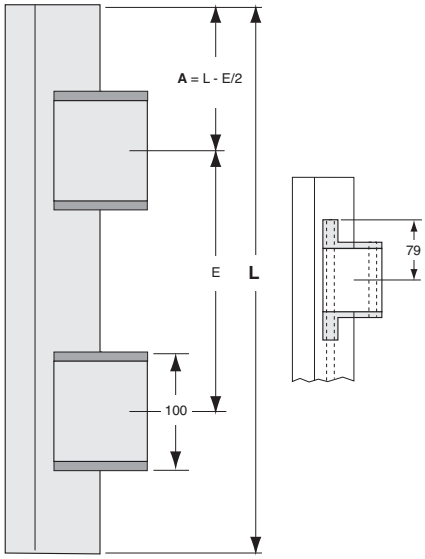

Profil charnière aluminium
Aluminium hinge section

	L = 600	L = 800
Brut *Self colour*	3110802CH	3110803CH
Anodisé *Anodized*	3110802CA	3110803CA
E	**380**	**410**

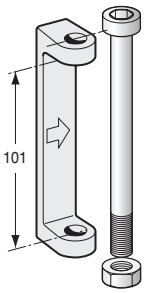

*** Flèche vers l'extérieur du véhicule**
** Arrow pointing towards the outside of the vehicle*

3110732 Kg 0,350
Chape support charnière acier brut, avec vis et écrou.
Self colour steel bolt-on bracket with locknut and pin.

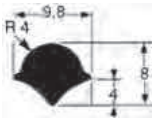

Clé E.P.D.M. noir.
Black E.P.D.M. filler strip.
1203242 ← 50 m → 250
1203242CL ← 1,60 m →

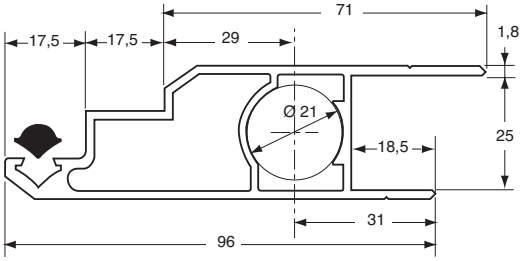

3110755 ← 2440 →
Profil fermeture de portillon, aluminium brut.
Self colour aluminium profile.
3110755AN
Idem anodisé.
Same anodized.

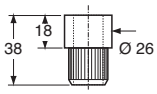

3110750BA Kg 0,070
Bague acier zinguée.
Zinc plated steel bush

Joint d'étanchéité, E.P.D.M. noir.
Door seal, black E.P.D.M.
1232564CL ← 1,60 m →
1232564 ← 18 m →
1232564CO ← 50 m →

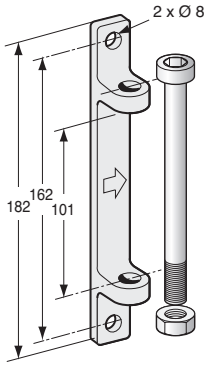

3110731 Kg 0,320
Chape support charnière acier galvanisé avec vis et écrou.
Galvanized steel bolt-on bracket with locknut and pin.

Cadre inox / *Stainless Steel Frame*

Pavillon
Ceiling

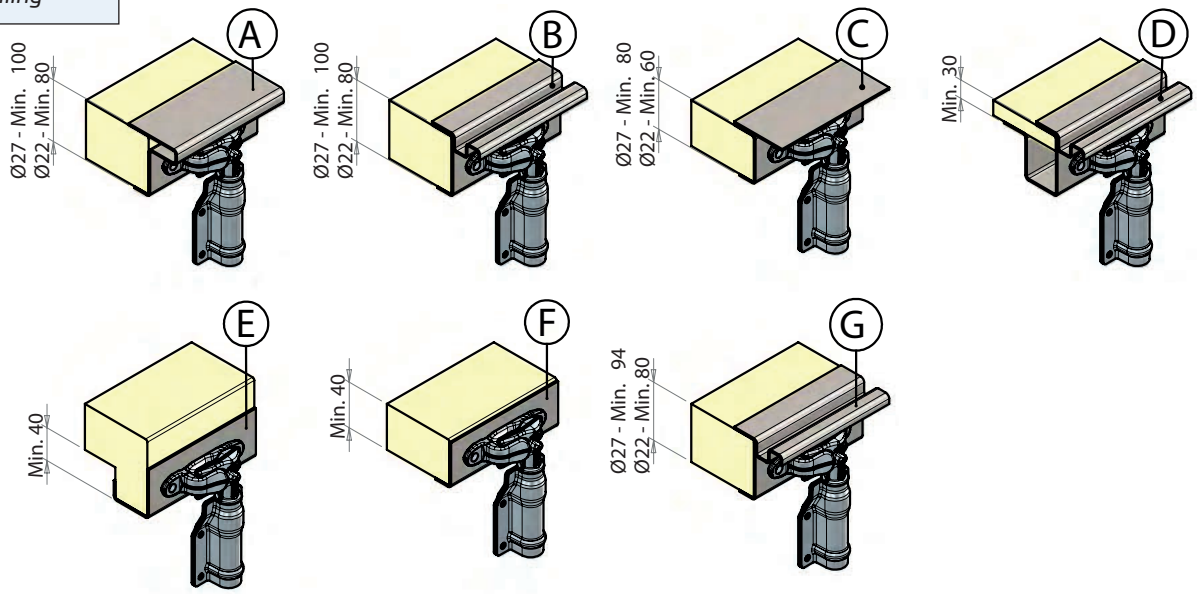

Panneau
Side Panel

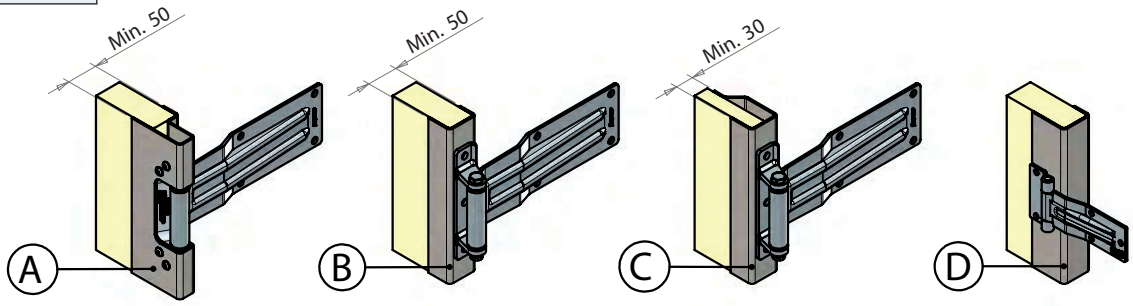

Sol
Floor

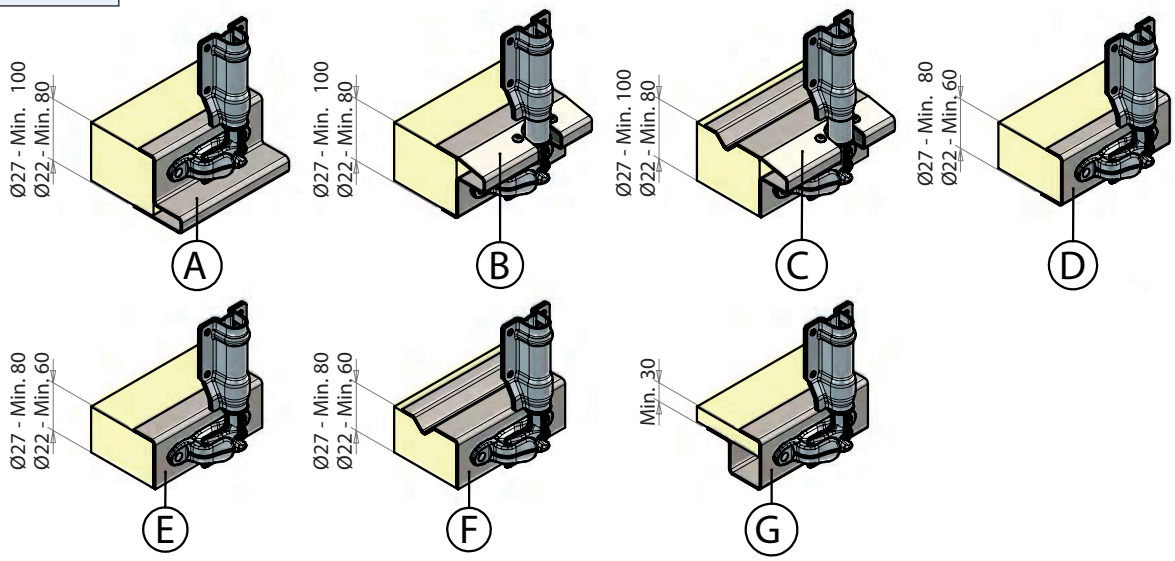

Sur demande - *Under Request*

Cadre inox / *Stainless Steel Frame*

Pavillon
Ceiling

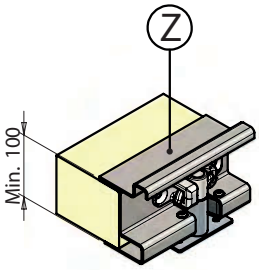

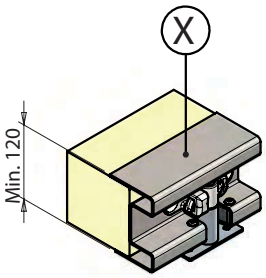

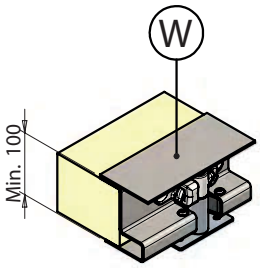

Panneau
Side Panel

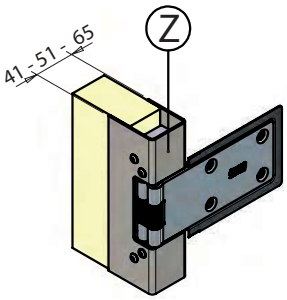

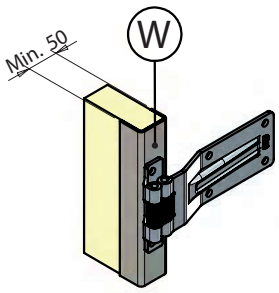

Sol
Floor

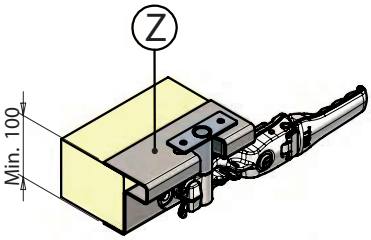

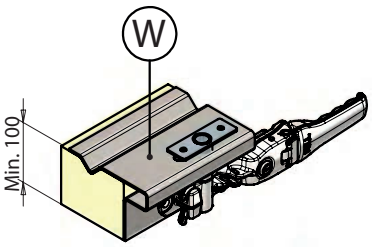

Sur demande - *Under Request*

Dynamique / *Dynamic*

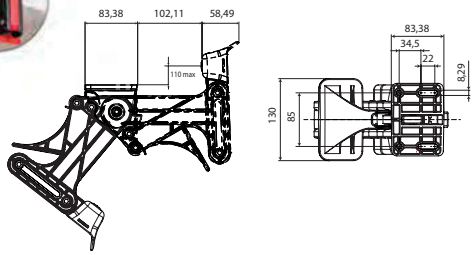

QWIDO

Arrêt de porte dynamique et ergonomique en plastique rouge photoluminescent et noir.
Dynamic and ergonomic door retainer in red photoluminescent and black plastic.

Référence *Reference*	Kg
131011800	1,145

A équerre L / *L door retainers*

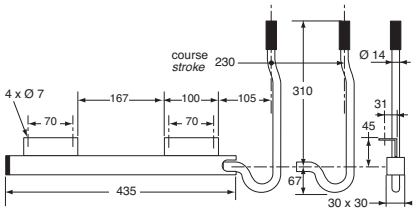

Arrêt de porte articulable avec équerre de 45 x 30 et tige déportée, graissé avec bague d'étanchéité, acier zingué.
Zinc plated steel door retainer with corner plate 45 x 30, greased with watertight ring.

Référence *Reference*	Kg
2537864	2,195

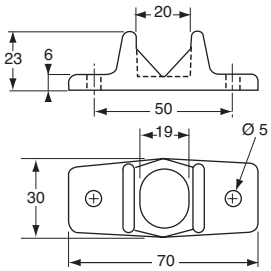

Retenue polypropylène gris pour arrêts de porte.
Grey polypropylene securing bracket for door retainers.

Référence *Reference*	Kg
2537856	0,046

Arrêt de porte universel complet.
Universal door retainer complete.

Référence *Reference*	Kg
2537868	2,5

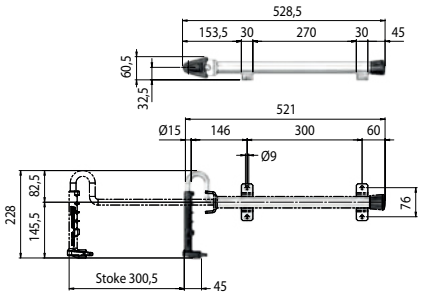

Arrêt de porte à ressort tout inox. Blocage par arrêt sur le pêne de la crémone.
Stainless steel door retainer, designed to locate on the cam.

Référence *Reference*	Kg	Finition *Finish*
131011882	2,15	Acier inoxydable *Stainless steel*

A équerre L / *L door retainers*

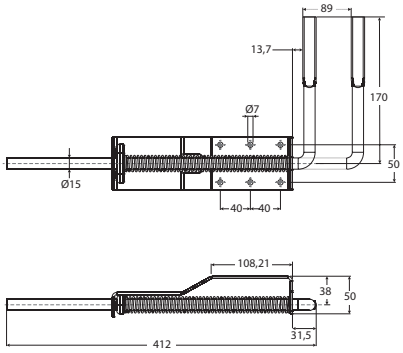

Arrêt de porte à ressort tout inox. Blocage par arrêt sur le pêne de la crémone.
Stainless steel door retainer, designed to locate on the cam.

Référence *Reference*	Kg
131011142	1,41

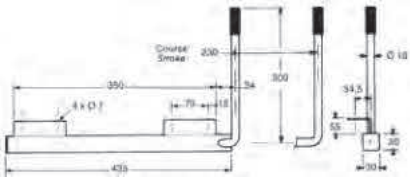

Arrêt de porte articulable avec équerre de 50 x 55, acier zingué, tige Ø 16 mm, graissé avec bague d'étanchéité.
Zinc plated steel door retainer with corner plate 50 x 55, rod Ø 16 mm, greased with watertight ring.

Référence *Reference*	Kg	Ø
2537851	2,45	16

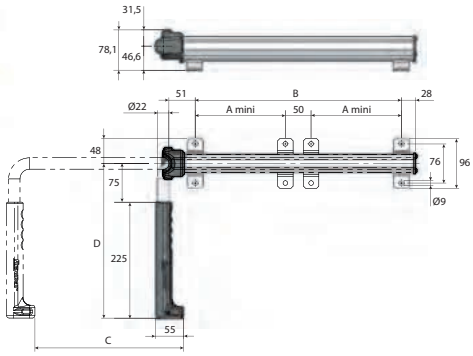

Arrêt de porte aluminium étanche, tube et supports de fixation en inox. 3 positions de rangements.
Waterproof Aluminium door retainer with stainless steel brackets and tube. 3 stowing positions.

Référence *Reference*	Kg	A (mm)	B (mm)	C (mm)	D (mm)
131011857	1,27	111	272	210	300
131011816	1,53	175	400	289	300
131011965	1,96	265	580	470	445

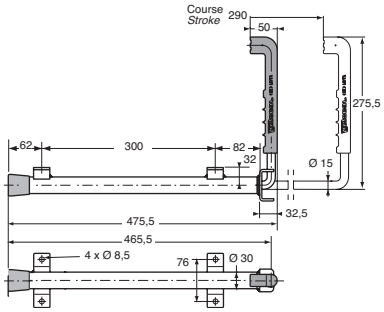

Arrêt de porte articulé, avec poignée composite, tige Ø 15 mm, graissé avec bague d'étanchéité.
Door retainer with handle and rod Ø 15 mm, greased with watertight ring.

Référence *Reference*	Kg	Finition *Finish*
131010481	2,2	Acier inoxydable *Stainless steel*

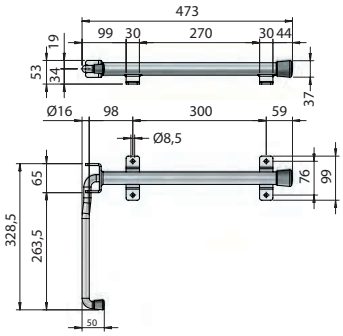

Arrêt de porte à ressort, fixation sous châssis. Joint torique d'étanchéité. Sans entretien, lubrifié au montage. 2 positions de rangement.
Door retainer with spring, fixing under the frame. Sealing O-ring. Maintenance free, lubricated during assembly. 2 storage positions.

Référence *Reference*	Kg	Finition *Finish*
132103850	2,187	Acier zingué *Zinc plated*

A équerre L / *L door retainers*

DAKEN

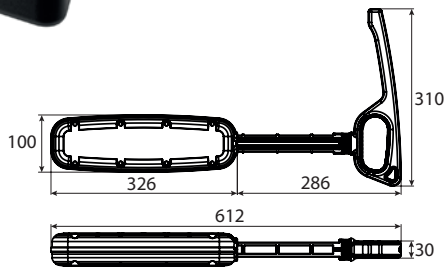

STOPPER

Arrêt de porte en nylon noir sans supports de fixation.
Black nylon door retainer without mounting support.

Référence *Reference*	Kg
2537880	1,5

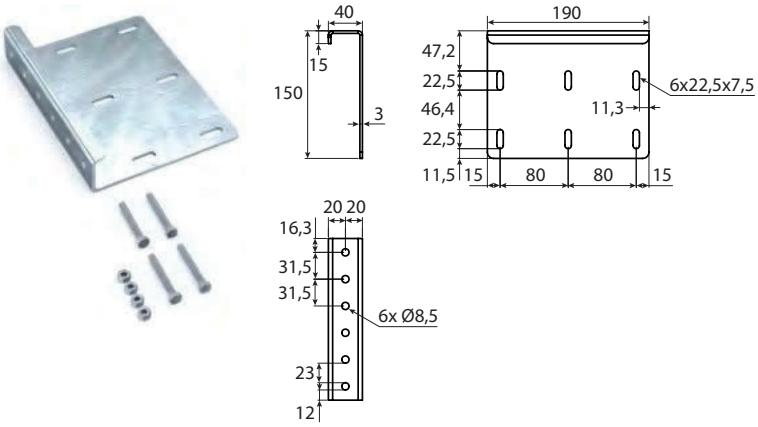

Support H150 pour arrêt de porte STOPPER avec kit de visserie.
Fixing support H150 for STOPPER with screws kit.

Référence *Reference*	Kg	Finition *Finish*
2537881	0,855	Acier galvanisé *Galvanised steel*

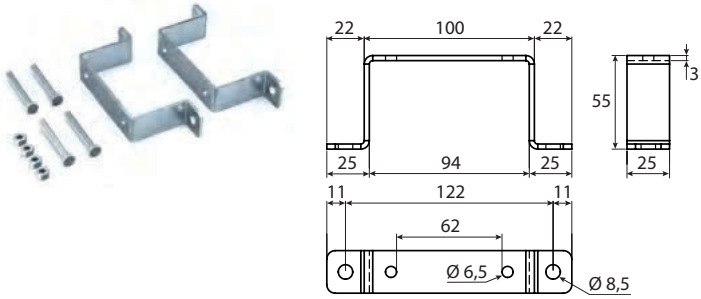

Support H55 pour arrêt de porte STOPPER avec kit de visserie.
Fixing support H55 for STOPPER with screws kit.

Référence *Reference*	Kg	Finition *Finish*
2537883	0,280	Acier galvanisé *Galvanised steel*

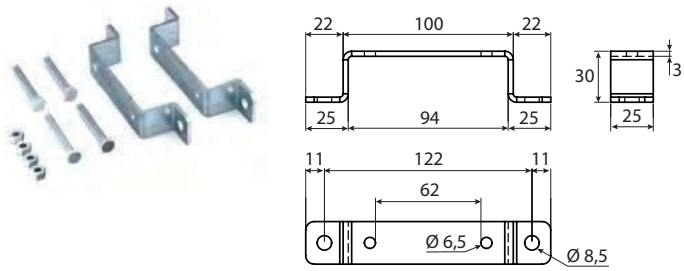

Support H30 pour arrêt de porte STOPPER avec kit de visserie.
Fixing support H30 for STOPPER with screws kit.

Référence *Reference*	Kg	Finition *Finish*
2537882	0,220	Acier galvanisé *Galvanised steel*

À crochet T / *T door retainers*

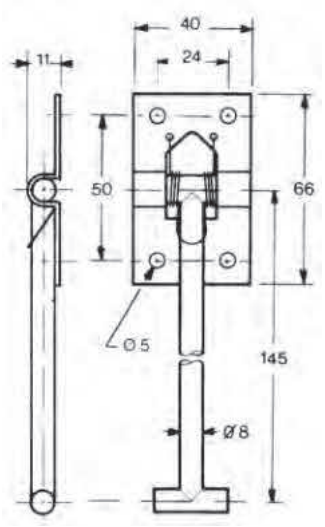

Crochet d'arrêt de porte.
Hook.

Référence *Reference*	Kg	Finition *Finish*
2537838	0,105	Zingué *Zinc plated*
2537838IN	0,109	Inox *Stainless steel*

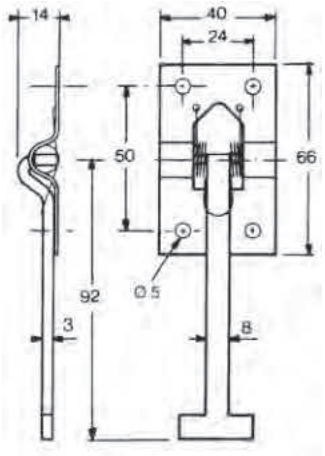

Crochet d'arrêt de porte.
Hook.

Référence *Reference*	Kg	Finition *Finish*
2537837	0,05	Zingué *Zinc plated*
2537852	0,05	Inox *Stainless steel*

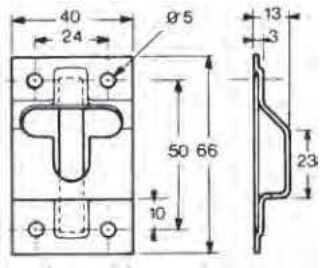

Plaque de prise.
Catch plate.

Référence *Reference*	Kg	Finition *Finish*	
2537840	0,074	Zingué *Zinc plated*	20
2537854	0,074	Inox *Stainless steel*	

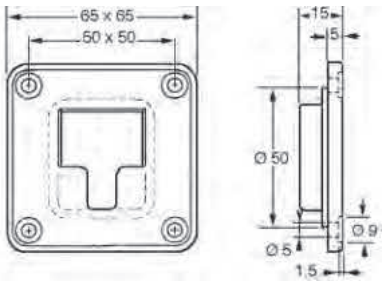

Cuvette d'arrêt de porte, plastique noir.
Black plastic recessed catch plate.

Référence *Reference*	Kg	
2537844	0,02	10

À crochet T / *T door retainers*

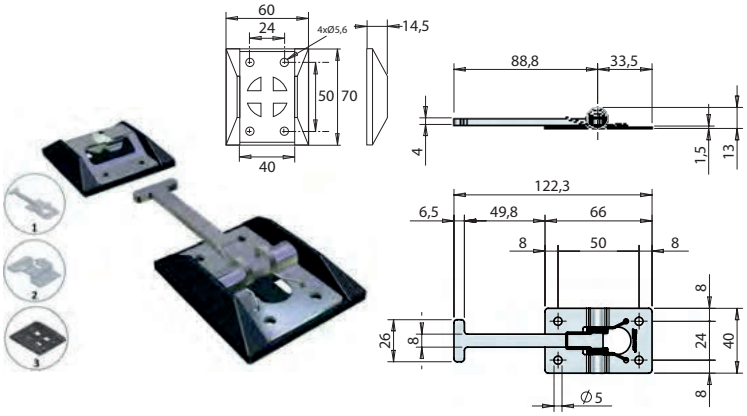

Arrêt de porte complet.
Complete door retainer.

Référence *Reference*	Kg	Type *Type*	Finition *Finish*
131011711	0,13	1+2+3	
13100335A	0,06	1	Acier inoxydable *Stainless steel*
13100337A	0,031	2	Acier inoxydable *Stainless steel*
13310339A	0,015	3	Plastique *Plastic*

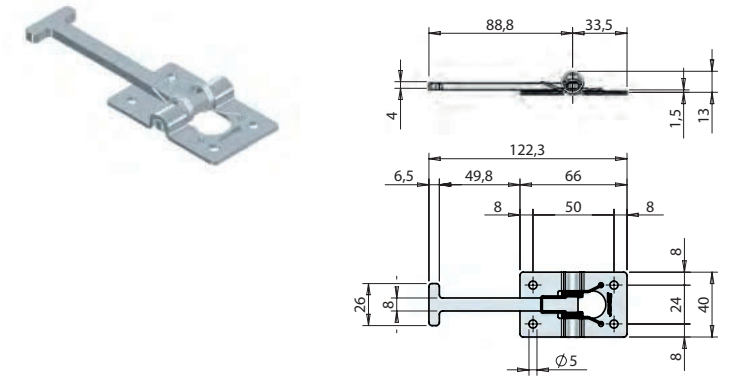

Crochet d'arrêt de porte.
Hook for door retainer.

Référence *Reference*	Kg	Finition *Finish*
13210336A	0,06	Acier zingué *Zinc plated*

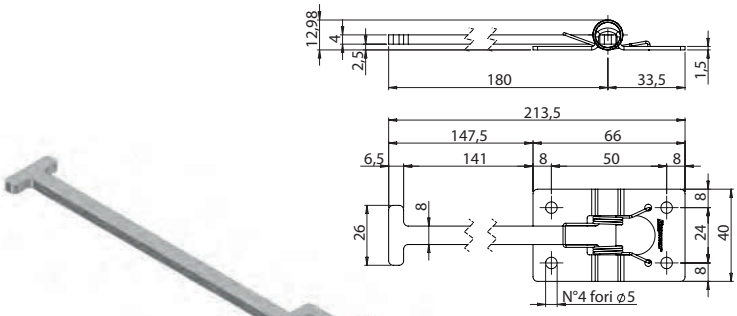

Crochet d'arrêt de porte.
Hook for door retainer.

Référence *Reference*	Kg	Finition *Finish*
131011434	0,10	Acier inoxydable *Stainless steel*

Plaque de prise.
Catch plate.

Référence *Reference*	Kg	Finition *Finish*
13210338A	0,03	Acier zingué *Zinc plated*

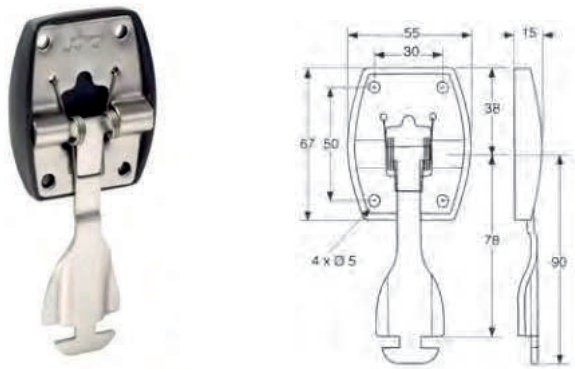

Crochet d'arrêt de porte inox avec semelle plastique noir.
Stainless steel door hook with black plastic backplate.

Référence *Reference*	Kg
2537870	0,085

À crochet T / *T door retainers*

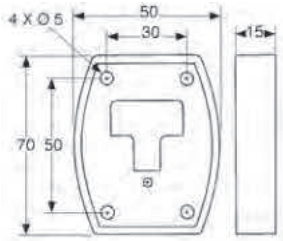

Plaque de prise inox avec semelle plastique noir.
Stainless steel catch plate with black plastic backplate.

Référence *Reference*	Kg
2537871	0,045

À butée / *With stops*

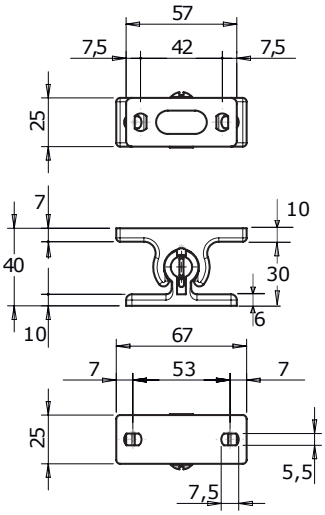

Arrêt de porte plastique réglable.
Plastic door retainer ajustable.

Référence *Reference*	Kg	
133110261	0,045	5

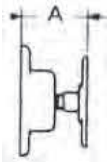

Arrêt de porte complet.
Complete door retainer.

Référence *Reference*	Kg	A (mm)
2537814	0,1	42
2537815	0,105	55
2537816	0,11	85

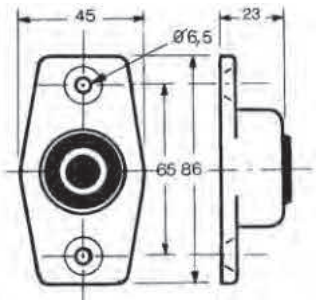

Coquille aluminium anodisé.
Anodized aluminium socket.

Référence *Reference*	Kg
2537814CO	0,025

A butée / *With stops*

Butée caoutchouc pour 2537814CO.
Rubber socket for 2537814CO.

Référence *Reference*	Kg	
2537814BU	-	10

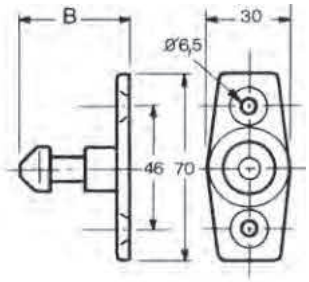

Partie mâle en aluminium.
Aluminium plunger.

Référence *Reference*	Kg	B (mm)
2537814MA	0,046	39
2537815MA	0,5	51,5
2537816MA	0,057	81,5

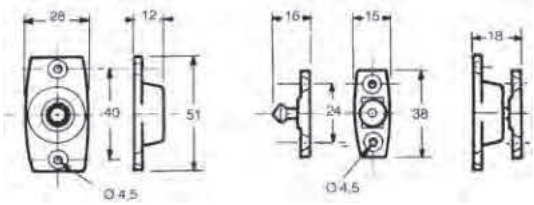

Arrêt de porte complet.
Polished aluminium socket.

Référence *Reference*	Kg
2437828	0,023



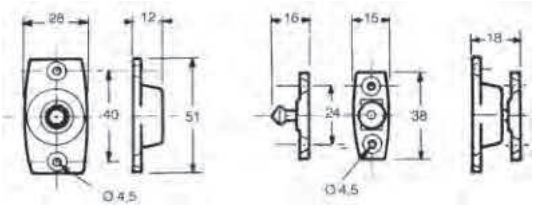

Composants pour arrêt de porte 2437828.
Components for door retainer 2437828.

Référence *Reference*	Kg	Type *Type*	
2437828BU	-	2	10
2437828CO	-	1	
2437828MA	-	3	

A butée / *With stops*

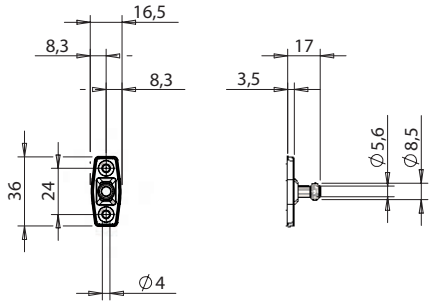

Partie mâle d'arrêt de porte Ø 8,5 x 17 mm.
Plunger Ø 8,5 x 17 mm.

Référence *Reference*	Kg	Finition *Finish*
131003173	0,007	Brut (e) *Raw*

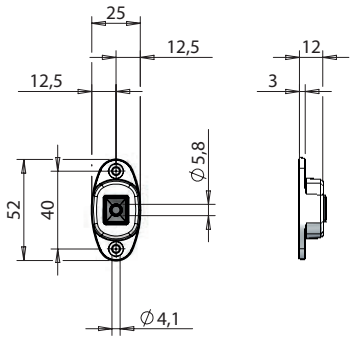

Coquille avec butée caoutchouc pour partie mâle Ø 8,5 mm.
Socket with rubber insert for plunger Ø 8,5 mm.

Référence *Reference*	Kg	Finition *Finish*
131003180	0,02	Aluminium *Aluminium*

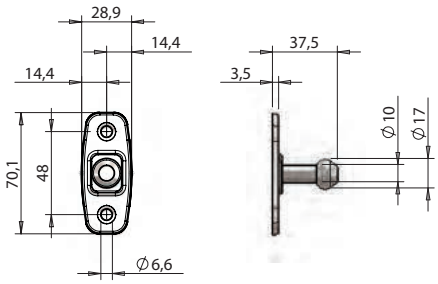

Partie mâle d'arrêt de porte Ø 17 x 37,5 mm.
Plunger Ø 17 x 37,5 mm.

Référence *Reference*	Kg	Finition *Finish*
131003175	0,06	Brut (e) *Raw*

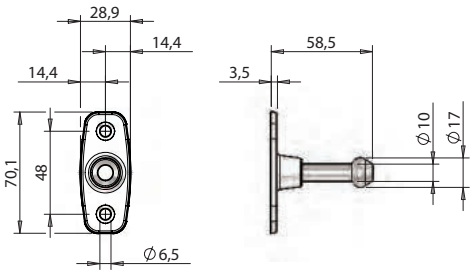

Partie mâle d'arrêt de porte Ø 17 x 58,5 mm.
Plunger Ø 17 x 58,5 mm.

Référence *Reference*	Kg	Finition *Finish*
131003174	0,075	Brut (e) *Raw*

A butée / *With stops*

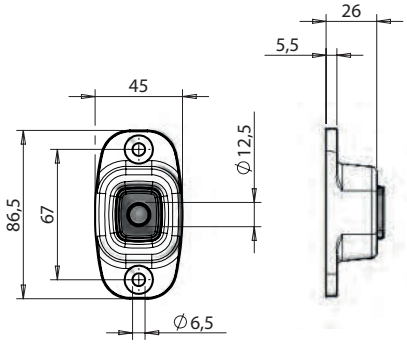

Coquille avec butée caoutchouc pour partie mâle Ø 17 mm.
Socket with rubber insert for plunger Ø 17 mm.

Référence *Reference*	Kg	Finition *Finish*
131003181	0,078	Aluminium *Aluminium*

Arrêt de porte complet.
Complete door retainer.

Référence *Reference*	Kg
2537813	0,052

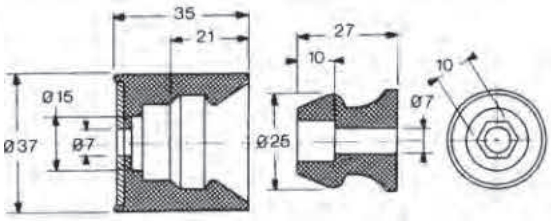

Composants pour arrêt de porte 2537813.
Components for door retainer 2537813.

Référence *Reference*	Kg	Type *Type*	
2537813BU	-	1	10
2537813MA	-	2	10

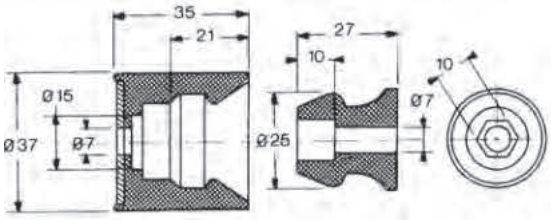

Crampon en acier zingué.
Zinc plated steel cramp.

Référence *Reference*	Kg
2403788	0,015

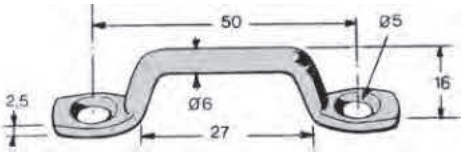

A sangle / *Strap door retainer*

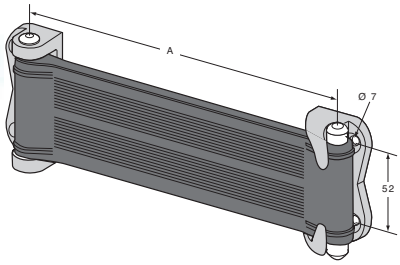

Arrêt de porte.
Door retainer.

Référence *Reference*	Kg	A (mm)
2437819	0,35	190
2437820	0,395	220

À bascule / *Hinged door retainer*

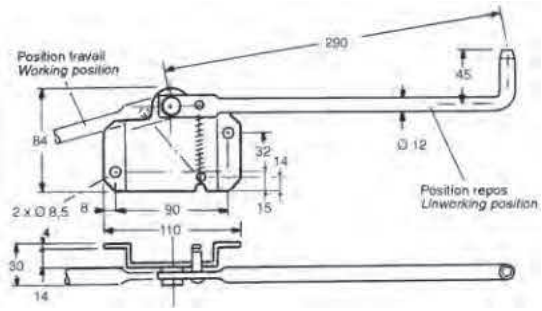

Arrêt de porte longitudinal, le visuel représente le modèle droit.
Longitudinal door retainer, the image represents the righthand side.

Référence *Reference*	Kg	Côté *Hand*	Finition *Finish*
2537861DR	0,56	Droit (e) *Right*	Inox *Stainless steel*
2537861GA	0,56	Gauche *Left*	Inox *Stainless steel*
2537862DR	0,56	Droit (e) *Right*	Zingué *Zinc plated*
2537862GA	0,56	Gauche *Left*	Zingué *Zinc plated*

Magnétique / *Magnetic*

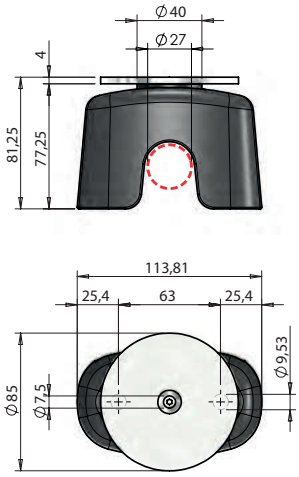

Arrêt de porte magnétique pour guides Ø 27.
Magnetic door retainer.

Référence *Reference*	Kg	Ø
131011658	0,63	27

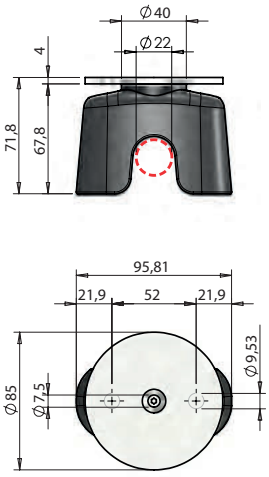

Arrêt de porte magnétique pour guides Ø 22.
Magnetic door retainer.

Référence *Reference*	Kg	Ø
131011659	0,44	22



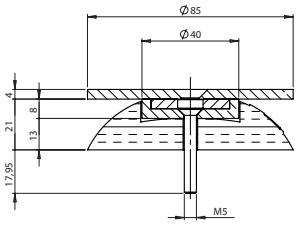

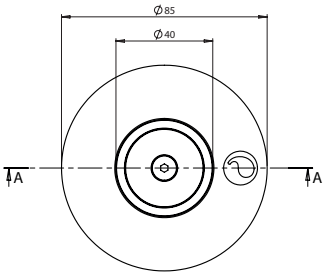

Arrêt de porte magnétique pour porte latérale.
Magnetic side door retainer.

Référence *Reference*	Kg
131011674	0,34

Profils aluminium / *Aluminium profile*

Exemples de montage dans les hauteurs les plus courantes.
Typical installation in standard heights.

Modules permettant des hauteurs variant de 200 mm en 200 mm.
With this modular profiles, height can be varied by 200 mm.

H : 1 000 mm

H : 800 mm

H : 600 mm

H : 400 mm

Profils aluminium / *Aluminium profile*

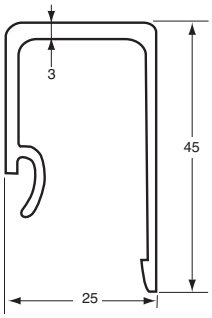

Profil haut.
Frame profile.

Référence *Reference*	Longueur *Length*	Finition *Finish*
3110306AN	6100	Anodisé (e) *Anodized*

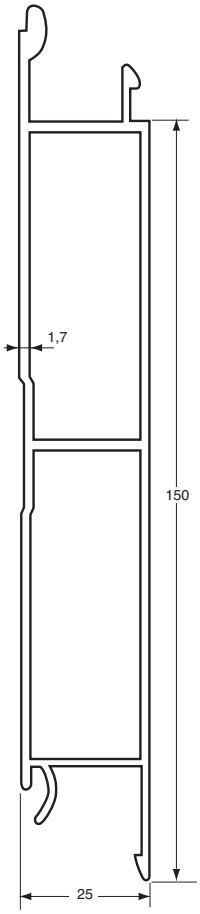

Profil de ridelle 150 mm.
Dropside profile 150 mm.

Référence *Reference*	Longueur *Length*	Hauteur *Height*	Finition *Finish*
3110309AN	6100	150	Anodisé (e) *Anodized*

Profils aluminium / *Aluminium profile*

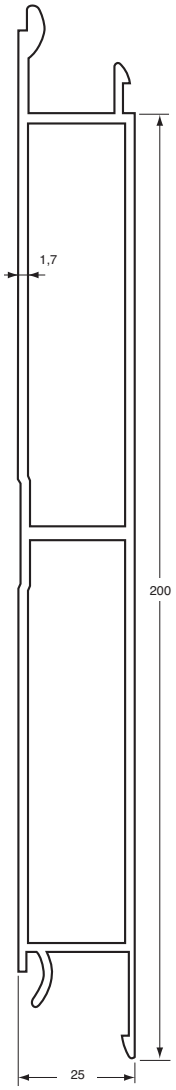

Profil de ridelle 200 mm.
Dropside profile 200 mm.

Référence *Reference*	Longueur *Length*	Hauteur *Height*	Finition *Finish*
3110310AN	6100	200	Anodisé (e) *Anodized*

Profils aluminium / *Aluminium profile*

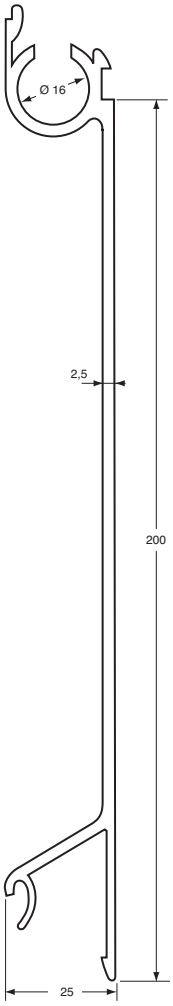

Profil de ridelle TIR 200 mm.
TIR dropside profile 200 mm.

Référence *Reference*	Longueur *Length*	Hauteur *Height*	Finition *Finish*
3110302	6100	200	Brut (e) *Raw*

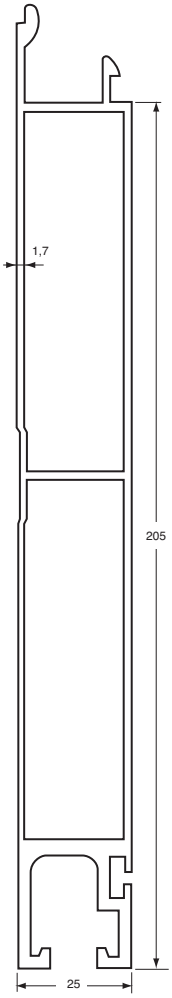

Profil de pied de ridelle 205 mm.
Dropside foot profile, 205 mm.

Référence *Reference*	Longueur *Length*	Hauteur *Height*	Finition *Finish*
3110311AN	6100	205	Anodisé (e) *Anodized*

Profils aluminium / *Aluminium profile*

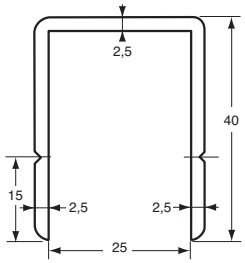

Profil d'encadrement.
Frame profile.

Référence *Reference*	Longueur *Length*	Finition *Finish*
3110307	5000	Brut (e) *Raw*
3110307AN	5000	Anodisé (e) *Anodized*

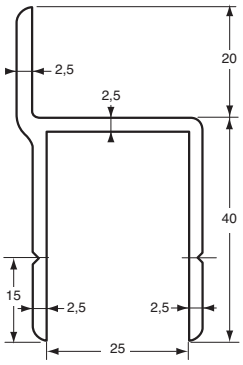

Profil d'encadrement avec battue.
Flange frame profile.

Référence *Reference*	Longueur *Length*	Finition *Finish*
3110308AN	5000	Anodisé (e) *Anodized*

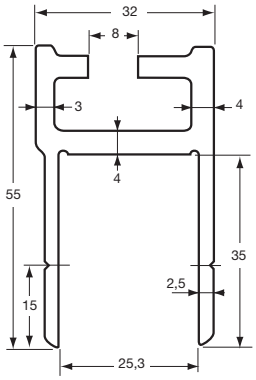

K20

Profil d'encadrement pour Kinnegrip.
Frame profile for KINNEGRIP.

Référence *Reference*	Longueur *Length*	Finition *Finish*
3110318AN	5000	Anodisé (e) *Anodized*

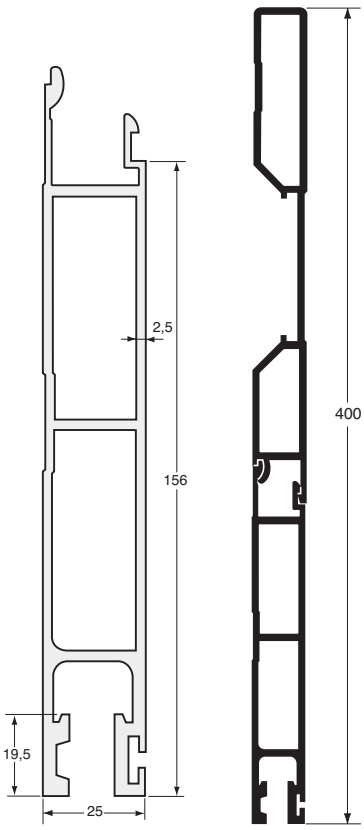

Profil de pied de ridelle 150 mm.
Bottom profile, 150 mm.

Référence *Reference*	Longueur *Length*	Hauteur *Height*	Finition *Finish*
3110315AN	6100	150	Anodisé (e) *Anodized*

Profils aluminium / *Aluminium profile*

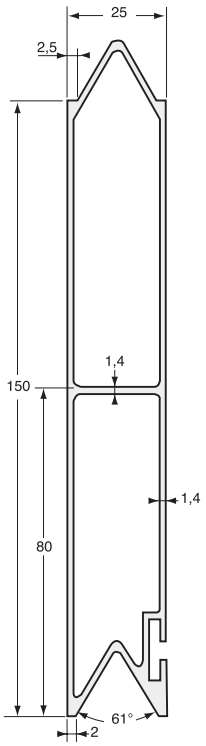

Profil de réhausse.
Dropside profile.

Référence *Reference*	Longueur *Length*	Longueur *Length*
3110314	3350	Brut (e) *Raw*

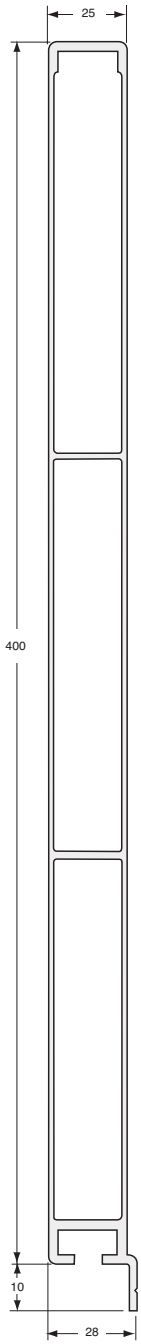

Profil de ridelle, 400 mm.
Dropside profile 400 mm.

Référence *Reference*	Longueur *Length*	Hauteur *Height*	Finition *Finish*
3110319AN	6500	400	Anodisé (e) *Anodized*

Profil fermeture de ridelle et gâches / *Dropside lock profiles and keepers*

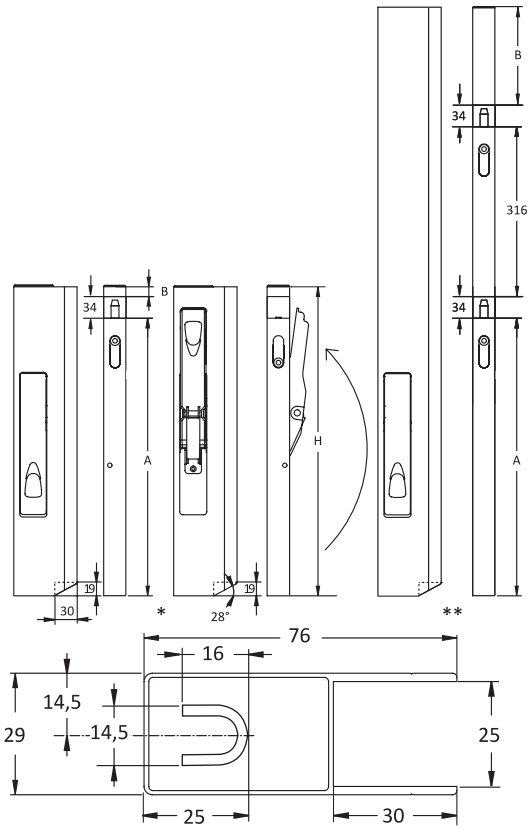

Fermeture de ridelle à 1 (*) ou 2 (**) pènes verticaux en acier zingué avec profil montant en aluminium anodisé.
Dropside lock, 1 (*) or 2 (**) vertical pin, in anodized aluminium profile.

Référence *Reference*	Kg	A (mm)	B (mm)	H (mm)	Côté *Hand*
3110562DR	0,625	361	15	410	Droit (e) *Right*
3110562GA	0,625	361	15	410	Gauche *Left*
3110563DR	0,730	461	15	510	Droit (e) *Right*
3110563GA	0,730	461	15	510	Gauche *Left*
3110564DR	0,845	561	15	610	Droit (e) *Right*
3110564GA	0,845	561	15	610	Gauche *Left*
3110565DR	1,010	626	150	810	Droit (e) *Right*
3110565GA	1,010	626	150	810	Gauche *Left*

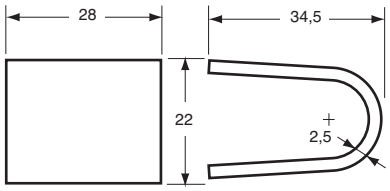

Gâche à soudé acier brut.
Weld-on dropside catch, self colour steel.

Référence *Reference*	Kg
3110285	0,040

Profil fermeture de ridelle et gâches / *Dropside lock profiles and keepers*

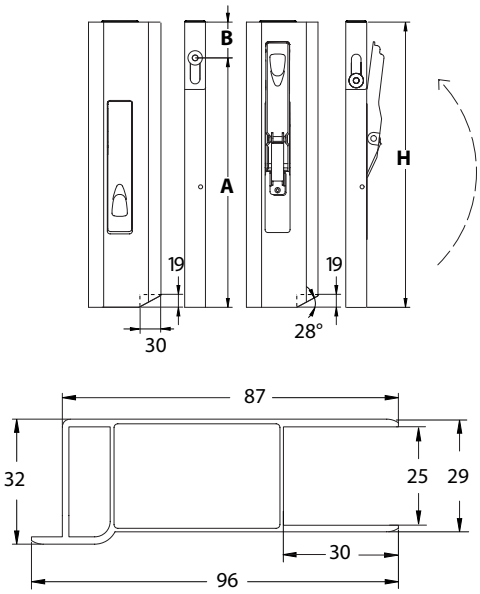

Fermeture de ridelle à pène horizontal en acier zingué avec profil montant en aluminium anodisé, double chambre avec battue.
Dropside lock, horizontal pin, double chamber with wing, in anodized aluminium profile.

Référence *Reference*	Kg	A (mm)	B (mm)	H (mm)	Côté *Hand*
3110542DR	0,700	350	60	410	Droit (e) *Right*
3110542GA	0,700	350	60	410	Gauche *Left*

Profil fermeture de ridelle et gâches / *Dropside lock profiles and keepers*

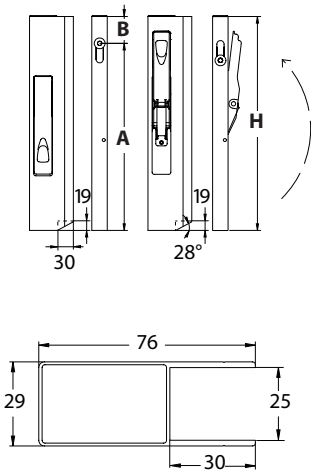

Fermeture de ridelle à pène horizontal en acier zingué avec profil montant en aluminium anodisé.
Dropside lock, horizontal pin, in anodized aluminium profile.

Référence *Reference*	Kg	A (mm)	B (mm)	H (mm)	Côté *Hand*
3110552DR	0,625	350	60	410	Droit (e) *Right*
3110552GA	0,625	350	60	410	Gauche *Left*

Profil fermeture de ridelle et gâches / *Dropside lock profiles and keepers*

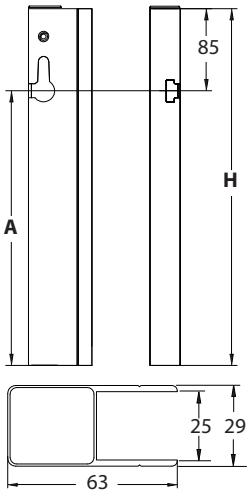

Profil gâche en aluminium anodisé pour fermeture à pène horizontal.
Profile lock in anodized aluminium profile for dropside lock with horizontal pin.

Référence *Reference*	Kg	A (mm)	H (mm)	Côté *Hand*
3110552PD	0,460	325	410	Droit (e) *Right*
3110552PG	0,460	325	410	Gauche *Left*

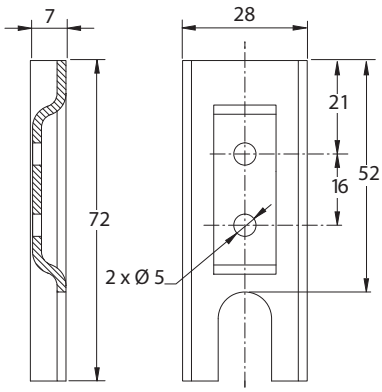

Gâche en acier pour fermeture à pène horizontal.
Dropside catch for dropside lock with horizontal pin.

Référence *Reference*	Kg	Finition *Finish*
3110540GZ	0,037	Acier zingué *Zinc plated*

Fermetures diverses et antiluce / *Various fasteners and antiluce fasteners*

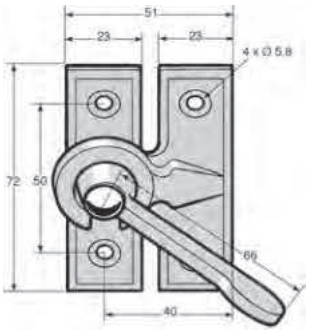

Fermeture aile de mouche, acier zingué bichromaté.
Le visuel représente le côté gauche.
Bichromated zinc plated steel, turnbuckle lock.
The image represents the lefthand side.

Référence *Reference*	Kg	Côté *Hand*
3343720DR	0,240	Droit (e) *Right*
3343720GA	0,240	Gauche *Left*

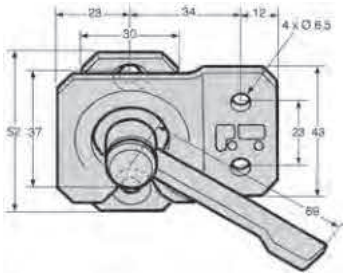

Fermeture aile de mouche, acier zingué bichromaté.
Le visuel représente le côté gauche.
Bichromated zinc plated steel, turnbuckle lock.
The image represents the lefthand side.

Référence *Reference*	Kg	Côté *Hand*
3343796DR	0,170	Droit (e) *Right*
3343796GA	0,170	Gauche *Left*

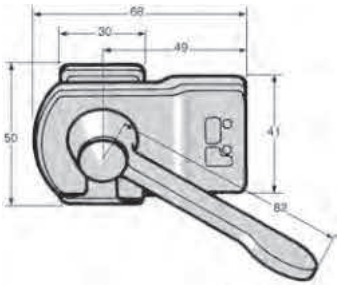

Fermeture aile de mouche, acier brut.
Le visuel représente le côté gauche.
Self colour steel, turnbuckle lock.
The image represents the lefthand side.

Référence *Reference*	Kg	Côté *Hand*
3204379DR	0,320	Droit (e) *Right*
3204379GA	0,320	Gauche *Left*

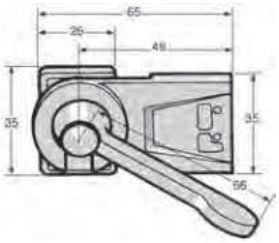

Fermeture aile de mouche, acier brut.
Le visuel représente le côté gauche.
Self colour steel turnbuckle lock.
The image represents the lefthand side.

Référence *Reference*	Kg	Côté *Hand*
3243794DR	0,200	Droit (e) *Right*
3243794GA	0,200	Gauche *Left*

Fermetures diverses et antiluce / *Various fasteners and antiluce fasteners*

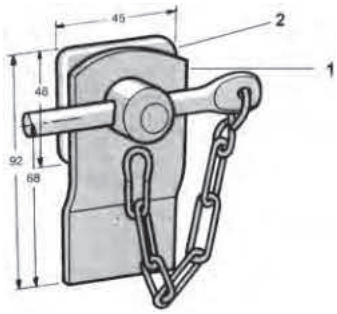

Fermeture à chaînette, à goupille cylindrique, acier brut.
Dropside lock with chain and cylindrical cotter, self colour steel.

Référence *Reference*	Kg	Type *Type*
3243680	0,400	-

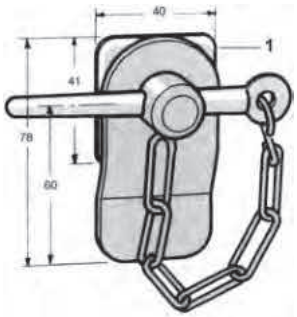

Fermeture à chaînette, à goupille conique, acier brut.
Dropside lock with chain and conical cotter, self colour steel.

Référence *Reference*	Kg	Type *Type*
3243681	0,300	-



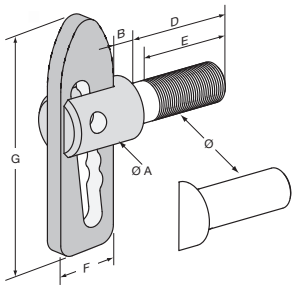

Fermeture Antiluce, acier zingué, avec écrou et rondelle (*).
Antiluce fastener, zinc plated steel, with nuts and washers (*).

Référence *Reference*	Kg	Ø	B (mm)	D (mm)	E (mm)	F (mm)	G (mm)	Ø A	Type *Type*	
3243685	0,090	Ø12	6,4	12	-	20	72	19		20
3243687	0,040	M8	6,4	21	19	14	50	13	*	20
3243688	0,101	M12	6,4	33	28	19,8	71	19		10
3243689	0,096	M12	6,4	26	21	19,8	71	19		25

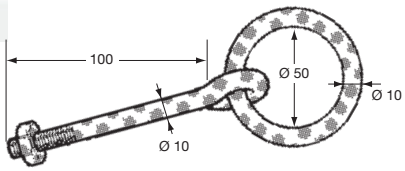

Anneau d'écurie, acier zingué.
Zinc plated steel ring.

Référence *Reference*	Kg
3243801	0,200

Fermetures excentriques et crochets / *Locking gear and couplings*

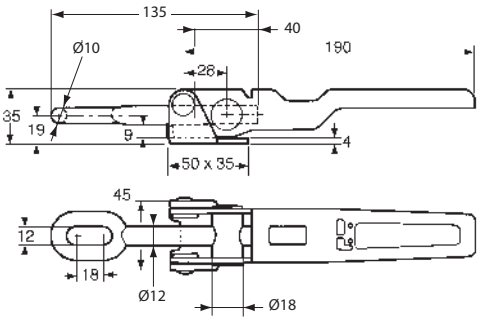

Fermeture excentrique à souder, acier brut, sans crochet, sans goupille béta.
Weld-on locking gear, self colour steel, without hook, without beta wire spring cotter.

Référence *Reference*	Kg
3343657	0,555

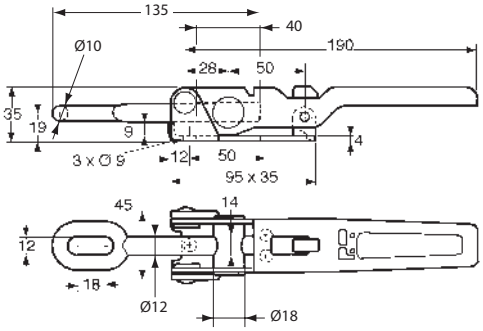

Fermeture excentrique à visser, avec verrouillage de sécurité, acier zingué, sans crochet.
Locking gear to be screwed, with safety retaining mechanism, zinc plated steel, without hook.

Référence *Reference*	Kg
3343658	0,630

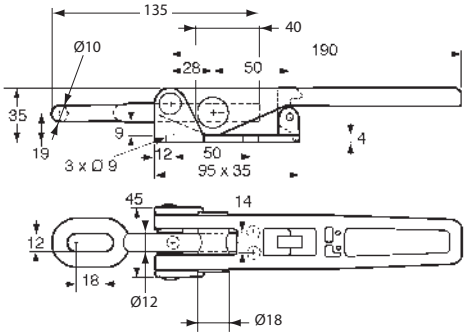

Fermeture excentrique à visser, avec verrouillage de sécurité, acier zingué, sans crochet.
Locking gear to be screwed, with safety retaining mechanism, zinc plated steel, without hook.

Référence *Reference*	Kg
3343659	0,850

Fermetures excentriques et crochets / *Locking gear and couplings*

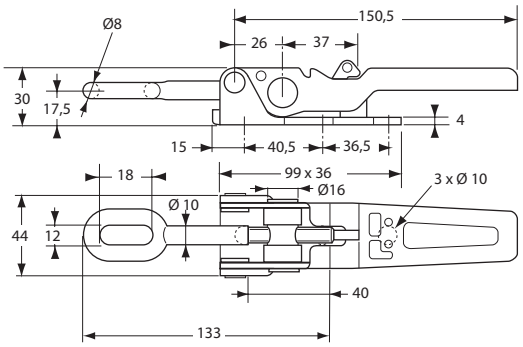

Fermeture excentrique à visser, avec verrouillage de sécurité, acier Géomet, sans crochet.
Locking gear to be screwed, with safety retaining mechanism, Geomet steel, without hook.

Référence *Reference*	Kg
3343682	0,451



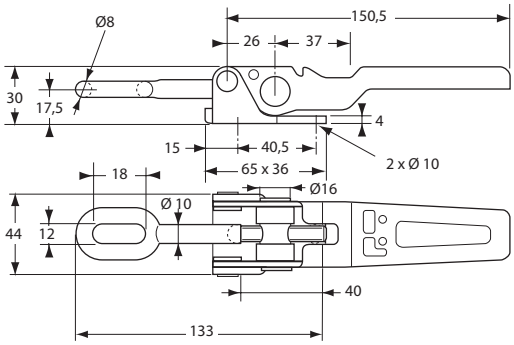

Fermeture excentrique à visser, acier zingué, sans crochet.
Locking gear to be screwed, zinc plated steel, without hook.

Référence *Reference*	Kg
3343683	0,410

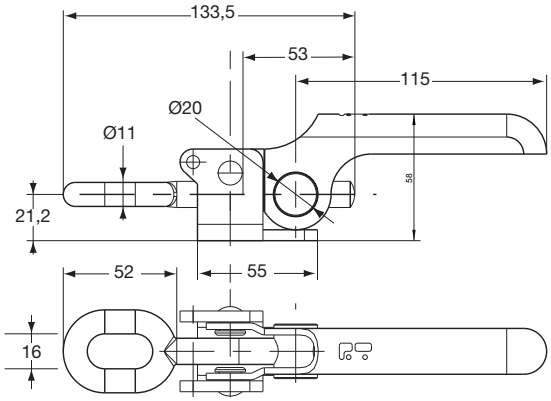

Fermeture excentrique à souder acier zingué, support acier brut, sans crochet.
Zinc plated steel locking gear to be welded, raw steel base, without hook.

Référence *Reference*	Kg
3243660 S	0,550

Fermetures excentriques et crochets / *Locking gear and couplings*

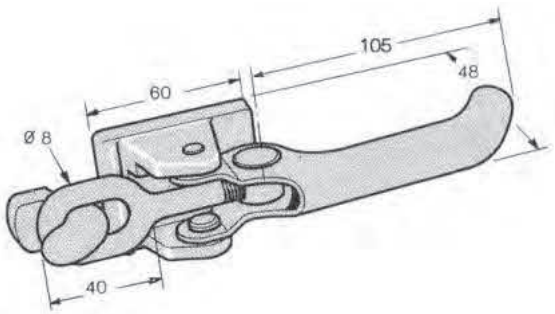

Fermeture excentrique à souder, acier peint, avec crochet brut.
Paint steel locking gear to be welded, with raw hook.

Référence *Reference*	Kg
3243664	0,600

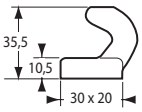

Crochet seul acier brut.
Self colour steel hook.

Référence *Reference*	Kg	
3343657CR	0,08	10

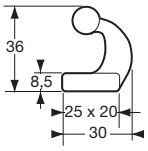

Crochet seul acier brut.
Hook alone, self colour steel.

Référence *Reference*	Kg	
3343682CR	0,055	10

Fermetures excentriques et crochets / *Locking gear and couplings*

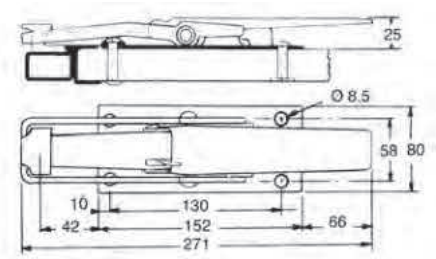

Fermeture Tico.
Tico lock assembly.

Référence *Reference*	Kg	Type *Type*	Finition *Finish*	
3343663	1,015	-	Acier zingué *Zinc plated*	
3343663FS	0,960	1	Acier zingué *Zinc plated*	
3343663GA	0,055	2	Acier brut *Raw steel*	40

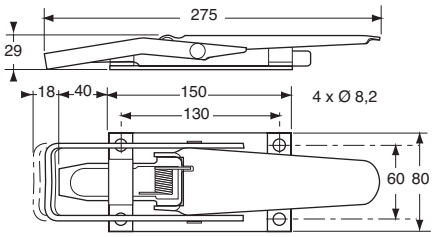

Fermeture en acier zingué avec gâche à souder.
Zinc plated steel lock with keeper to be weld-on.

Référence *Reference*	Kg	
3343669	1,1	2

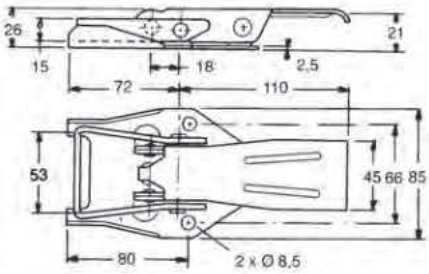

Fermeture de ridelle cadenassable, acier zingué, avec gâche à souder.
Zinc plated steel dropside locking gear for padlock, with keeper to be welded.

Référence *Reference*	Kg
3343665	0,45

Fermetures excentriques et crochets / *Locking gear and couplings*

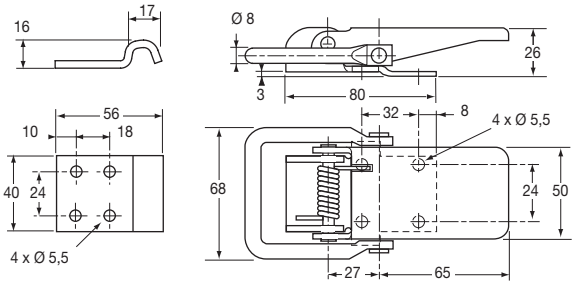

Fermeture non cadenassable, avec crochet, acier zingué.
Zinc plated trunk fastener without padlock with hook.

Référence *Reference*	Kg	
3343680	0,425	10

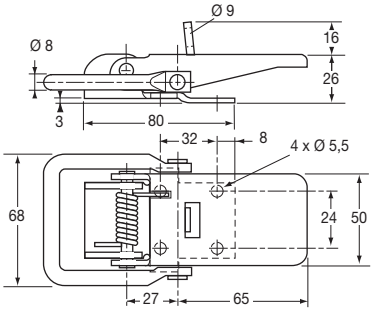

Fermeture cadenassable, sans crochet acier cataphorèse.
Zinc plated trunk fastener with padlock without hook.

Référence *Reference*	Kg	
3343681SC	0,425	10

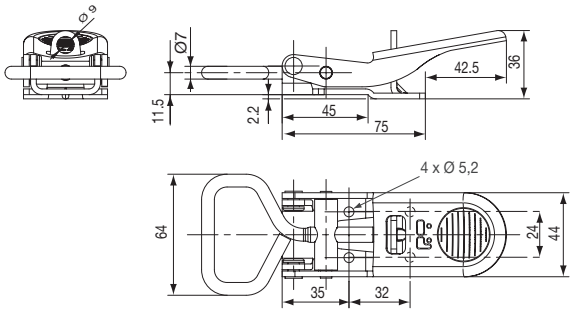

Fermeture réglable et cadenassable, acier zingué.
Zinc plated lockable and ajustable trunkfastener.

Référence *Reference*	Kg	
3343690	0,285	10

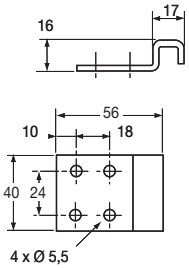

Crochet seul, acier zingué.
Hook alone.

Référence *Reference*	Kg	
3343690CR	0,085	10

Fermetures de ridelles / *Dropside locks*



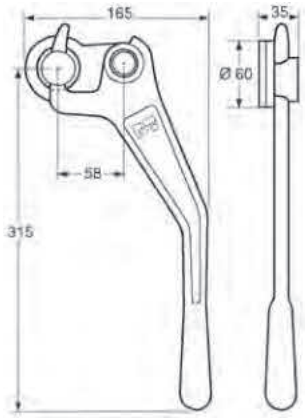

Fermeture de ridelle brute avec gâche.
Le visuel représente le côté gauche.
Self colour steel dropside locking gear with keeper.
The image represents the lefthand side.

Référence *Reference*	Kg	Côté *Hand*
3343677DR	1,640	Droit (e) *Right*
3343677GA	1,640	Gauche *Left*

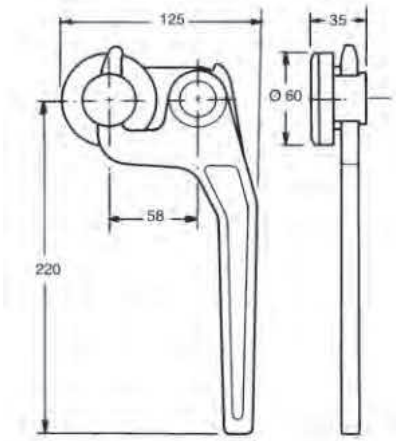

Fermeture de ridelle brute avec gâche.
Le visuel représente le côté gauche.
Dropside locking gear with keeper, self colour steel.
The image represents the lefthand side.

Référence *Reference*	Kg	Côté *Hand*
3243666DR	1,100	Droit (e) *Right*
3243666GA	1,100	Gauche *Left*



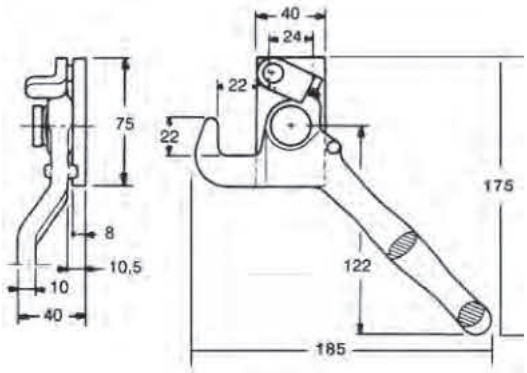

Fermeture de ridelle zinguée.
Le visuel représente le côté gauche.
Zinc plated steel dropside locking gear.
The image represents the lefthand side.

Référence *Reference*	Kg	Côté *Hand*
3343676DR	0,620	Droit (e) *Right*
3343676GA	0,620	Gauche *Left*

Fermetures de ridelles encastrées / *Recessed locking dropside gear*

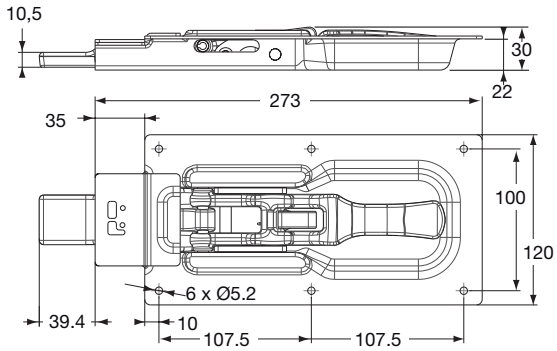

Fermeture à encastrer, acier zingué.
Recessed locking gear, zinc plated steel.

Référence *Reference*	Kg
3368250DE	1,478

Verrous à pênes / *Bolt locks*

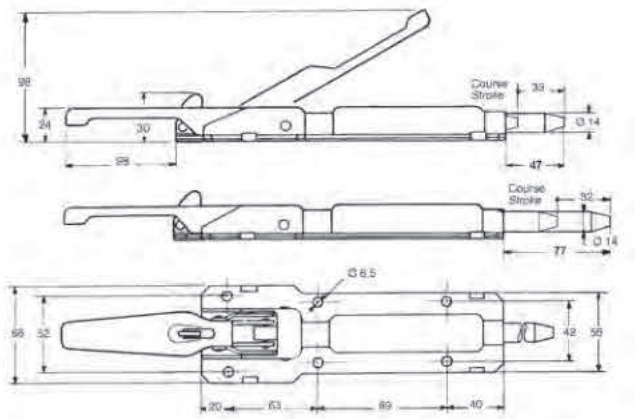

Verrou, acier zingué, avec verrouillage de sécurité de la poignée. Avec pène long 77 mm (*) ou pène court 47 mm (**).
Locking gear, zinc plated steel, with safety retaining mechanism for the handle. With long bolt 77 mm (*) or short bolt 47 mm (**).

Référence *Reference*	Kg	Type *Type*
3343633	0,855	*
3343634	0,805	**

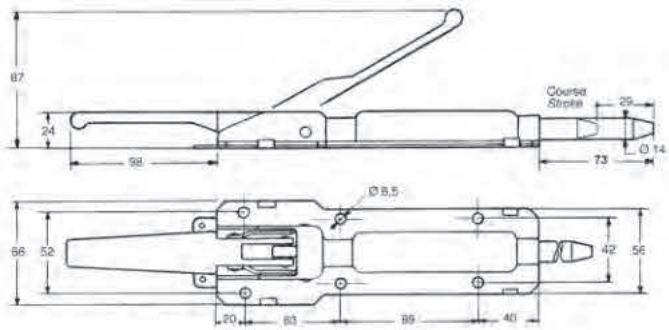

Verrou à pène long 73 mm, acier zingué.
Zinc plated steel lock with long shoot bolt 73 mm.

Référence *Reference*	Kg
3343631	0,95

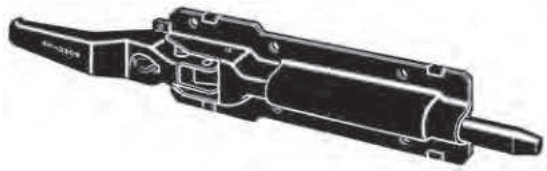

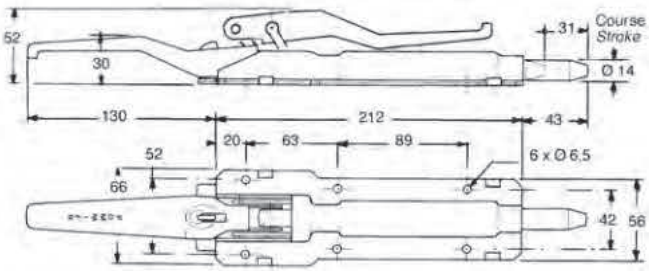

Verrou à poignée rabattable, acier cataphorèse.
Locking gear with handle that can be folded on cataphorese plated steel.

Référence *Reference*	Kg
3343635	0,87

Verrous à pênes / *Bolt locks*

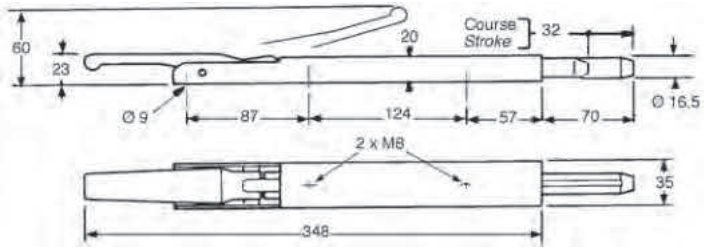

Verrou de ridelle à pène rond, acier zingué.
Round cam zinc plated steel lock.

Référence *Reference*	Kg
3343623	1,075

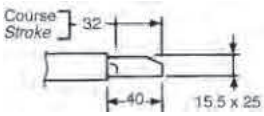

Verrou de ridelle à pène prismatique, acier zingué.
Rectangular cam zinc plated steel lock.

Référence *Reference*	Kg
3343637	1,055

Poteaux KINNEGRIP K 20 / *KINNEGRIP K 20 pillar*

Fixation du Kinnetop sur le poteau.
Attaching the Kinnetop to the pillar.

Démontage d'un levier.
Removing a lever.

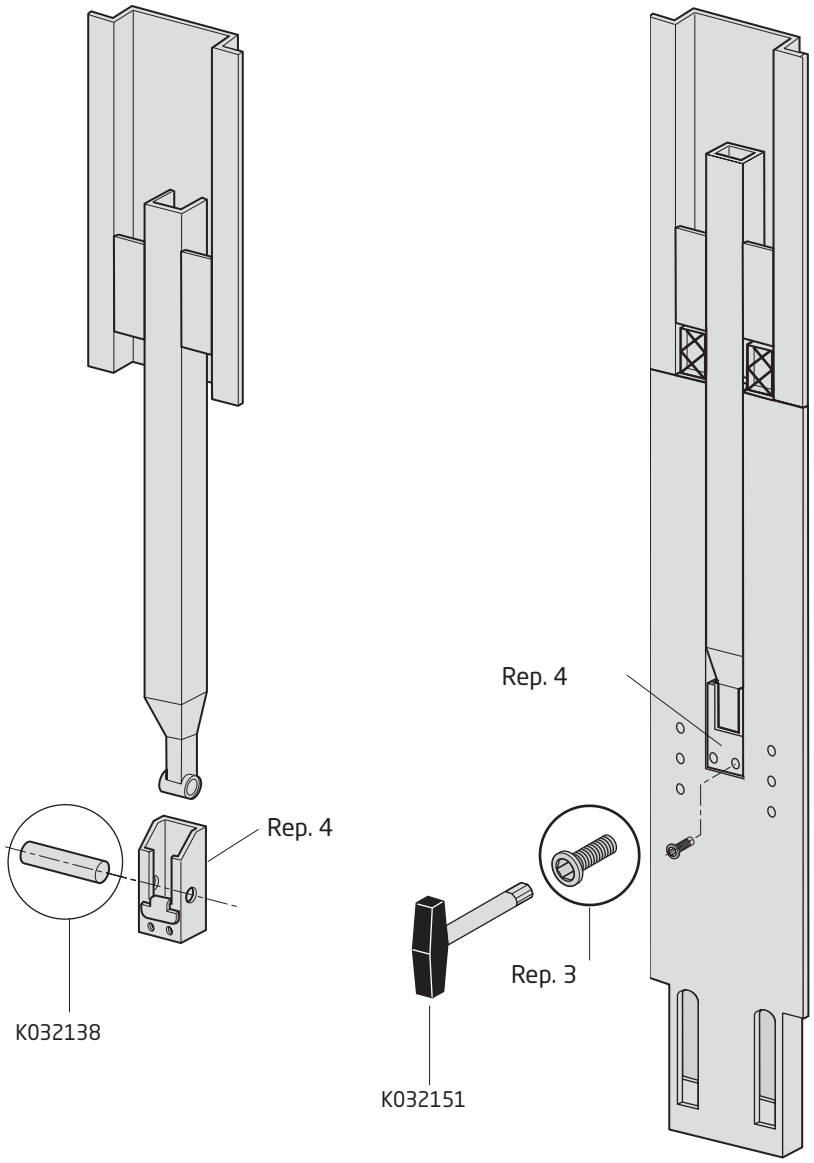

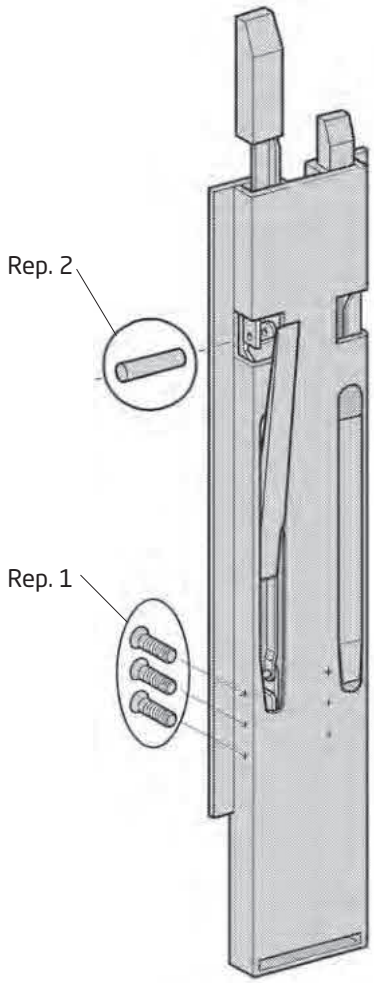

FIXATION DU KINNETOP SUR LE POTEAU.
Pour rendre solidaire le Kinnetop sur le poteau, il suffit de dévisser les 2 vis (rep. 3) avec la clé réf. K032151, sortir la pièce (rep. 4), positionner celle-ci sur le Kinnetop, monter l'axe réf. K032128. Remettre en place l'ensemble (rep. 4) puis serrer les 2 vis (rep. 3).

DÉMONTAGE D'UN LEVIER.
Sur le Kinnegrip® K20, il est possible de remplacer les leviers lorsque ceux-ci sont endommagés.
Dévisser les 3 vis (rep. 1), déplacer l'ensemble du mécanisme vers le haut jusqu'à l'apparition de la goupille (rep. 2).
Pour enlever la goupille (rep. 2), il est nécessaire d'incliner légèrement le levier.
Pour la mise en place du nouveau mécanisme effectuer la même opération en sens inverse.

ATTACHING THE KINNETOP TO THE PILLAR.
To attach the Kinnetop to the pillar, remove the two screws (Item 3) using the key (Ref.: K032151). remove the part (Item 4), position it on the Kinnetop, install the hinge pin (Ref.: K032128). Reinstall the unit (Item 4) and tighten both screws (Item 3).

REMOVING A LEVER.
On the Kinnegrip® K20, damaged levers can be replaced.
Remove the three screws (Item 1), slide the entire mechanism up until the hinge pin (Item 2) is visible.
To remove the hinge pin (Item 2), tilt the lever slightly.
Perform the same operations starting from the last to install a new mechanism.

Poteaux KINNEGRIP K 20 / *KINNEGRIP K 20 pillar*

Kinnegrip

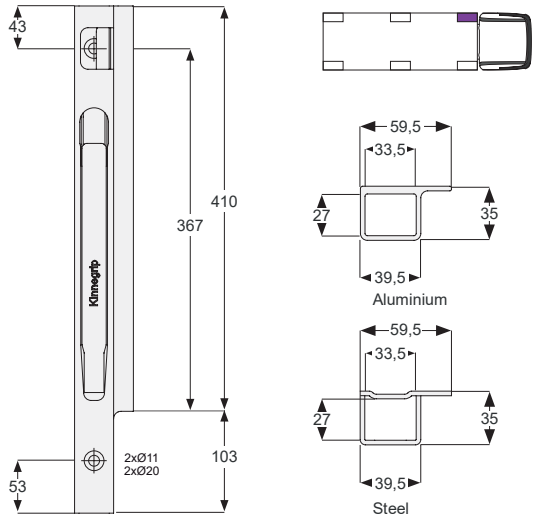

K20 400

Poteau avant K20 400 mm gauche.
Front pillar K20 400 mm left.

Référence *Reference*	Kg	Hauteur *Height*	Finition *Finish*	Sur stock *On stock*
K204301-B	2,4	513	Acier cataphorèse *Cataphorese steel*	x
K204302-B	1,7	513	Aluminium anodisé *Anodized aluminium*	-
K204303-B	2,4	513	Acier galvanisé *Galvanized steel*	-

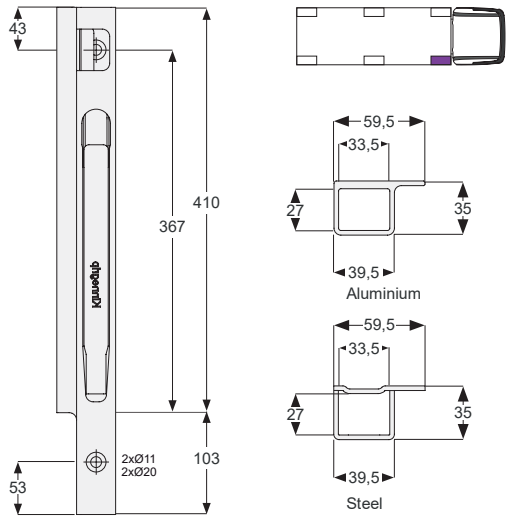

K20 400

Poteau avant K20 400 mm droit.
Front pillar K20 400 mm right.

Référence *Reference*	Kg	Hauteur *Height*	Finition *Finish*	Sur stock *On stock*
K204401-B	2,4	513	Acier cataphorèse *Cataphorese steel*	x
K204402-B	1,7	513	Aluminium anodisé *Anodized aluminium*	-
K204403-B	2,4	513	Acier galvanisé *Galvanized steel*	-

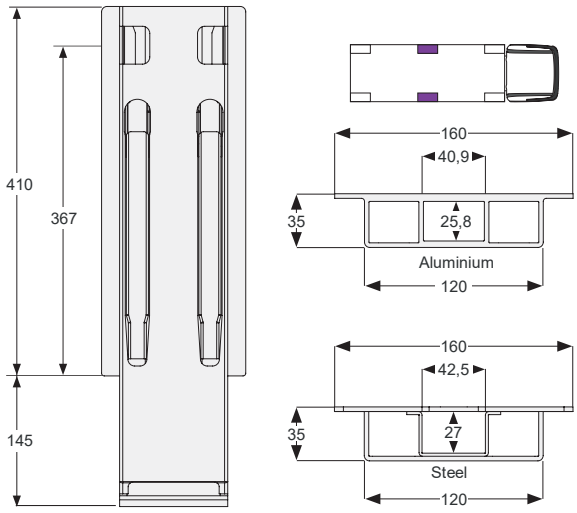

K20 400

Poteau latéral K20 400 mm.
Side pillar K20 400 mm.

Référence *Reference*	Kg	Hauteur *Height*	Finition *Finish*	Sur stock *On stock*
K204201		555	Acier cataphorèse *Cataphorese steel*	x
K204202			Aluminium anodisé *Anodized aluminium*	
K204203			Acier galvanisé *Galvanized steel*	

Poteaux KINNEGRIP K 20 / *KINNEGRIP K 20 pillar*

Kinnegrip

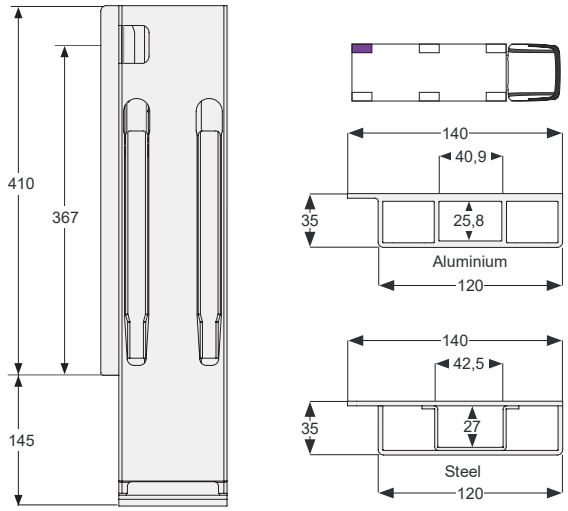

K20 400

Poteau arrière K20 400 mm gauche BBE.
Rear pillar K20 400 mm left BBE.

Référence *Reference*	Kg	Hauteur *Height*	Finition *Finish*	Sur stock *On stock*
K204701	6,9	555	Acier cataphorèse *Cataphorese steel*	-
K204702	4,6	555	Aluminium anodisé *Anodized aluminium*	-
K204703	6,9	555	Acier galvanisé *Galvanized steel*	-

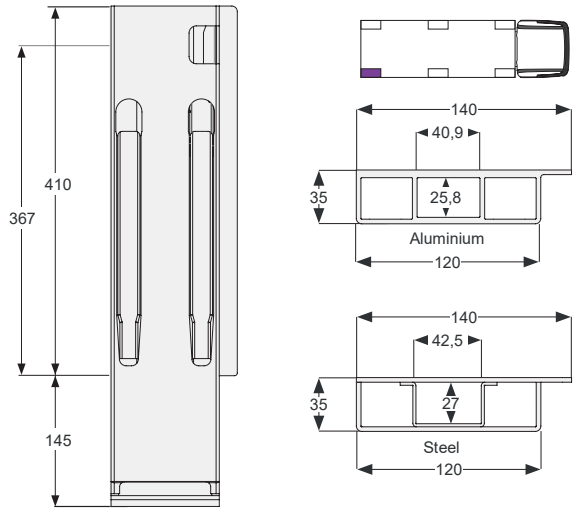

K20 400

Poteau arrière K20 400 mm droit BBE.
Rear pillar K20 400 mm right BBE.

Référence *Reference*	Kg	Hauteur *Height*	Finition *Finish*	Sur stock *On stock*
K204801	6,9	555	Acier cataphorèse *Cataphorese steel*	-
K204802	4,6	555	Aluminium anodisé *Anodized aluminium*	-
K204803	6,9	555	Acier galvanisé *Galvanized steel*	-

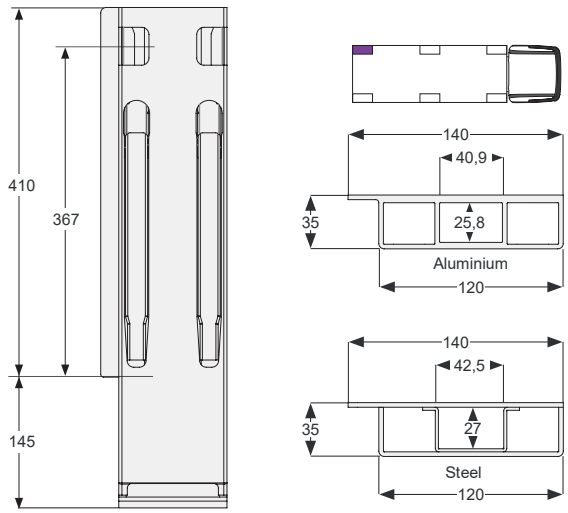

K20 400

Poteau arrière K20 400 mm gauche BBD.
Rear pillar K20 400 mm left BBD.

Référence *Reference*	Kg	Hauteur *Height*	Finition *Finish*	Sur stock *On stock*
K204901	6,8	555	Acier cataphorèse *Cataphorese steel*	x
K204902	4,5	555	Aluminium anodisé *Anodized aluminium*	-
K204903	6,8	555	Acier galvanisé *Galvanized steel*	-

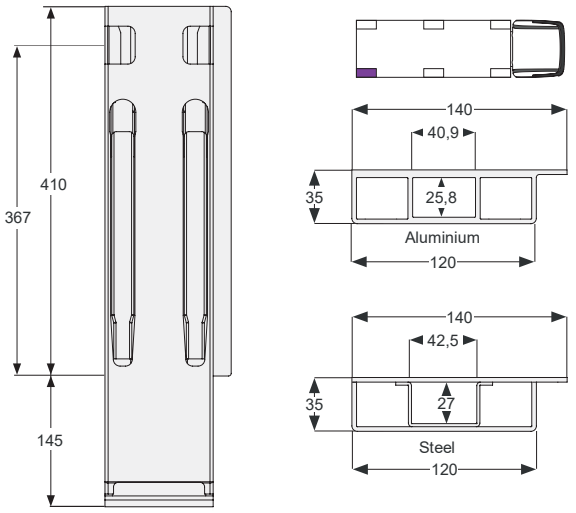

K20 400

Poteau arrière K20 400 mm droit BBD.
Rear pillar K20 400 mm right BBD.

Référence *Reference*	Kg	Hauteur *Height*	Finition *Finish*	Sur stock *On stock*
K204001	6,8	555	Acier cataphorèse *Cataphorese steel*	x
K204002	4,5	555	Aluminium anodisé *Anodized aluminium*	-
K204003	6,8	555	Acier galvanisé *Galvanized steel*	-

Poteaux KINNEGRIP K 20 / *KINNEGRIP K 20 pillar*

Kinnegrip

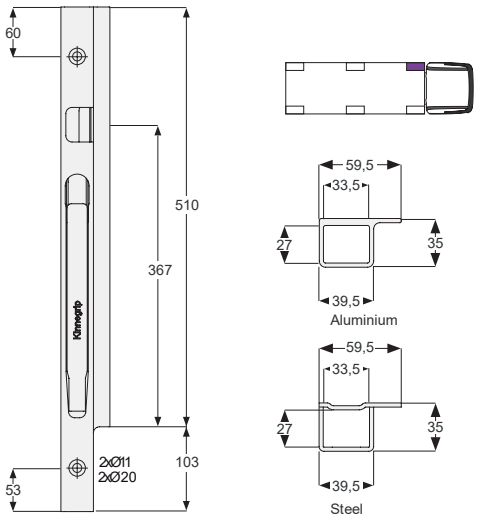

K20 500

Poteau avant K20 500 mm gauche.
Front pillar K20 500 mm left.

Référence *Reference*	Kg	Hauteur *Height*	Finition *Finish*	Sur stock *On stock*
K205301-B	2,8	613	Acier cataphorèse *Cataphorese steel*	-
K205302-B	1,9	613	Aluminium anodisé *Anodized aluminium*	-
K205303-B	2,8	613	Acier galvanisé *Galvanized steel*	-

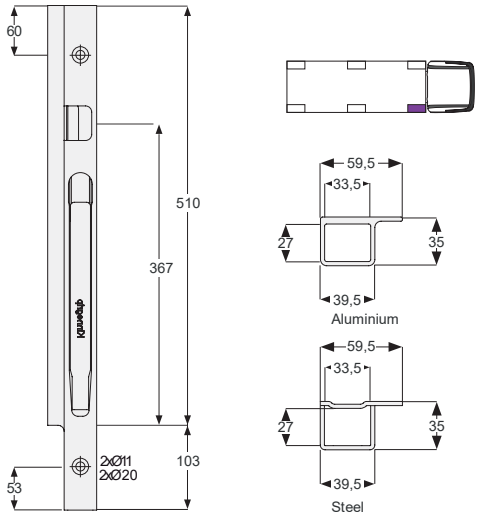

K20 500

Poteau avant K20 500 mm droit.
Front pillar K20 500 mm right.

Référence *Reference*	Kg	Hauteur *Height*	Finition *Finish*	Sur stock *On stock*
K205401-B	2,8	613	Acier cataphorèse *Cataphorese steel*	-
K205402-B	1,9	613	Aluminium anodisé *Anodized aluminium*	-
K205403-B	2,8	613	Acier galvanisé *Galvanized steel*	-

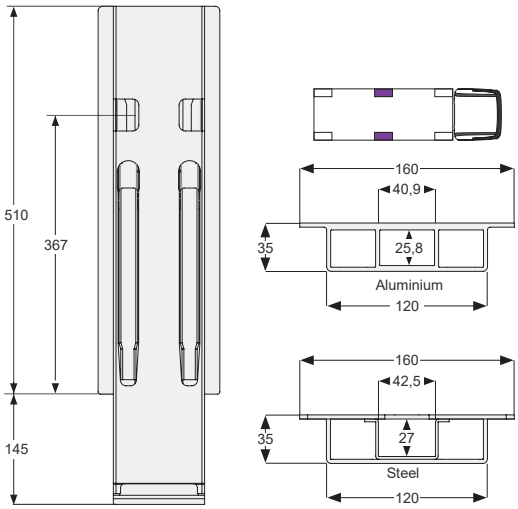

K20 500

Poteau latéral K20 500 mm.
Side pillar K20 500 mm.

Référence *Reference*	Kg	Hauteur *Height*	Finition *Finish*	Sur stock *On stock*
K205201	8	655	Acier cataphorèse *Cataphorese steel*	-
K205202	4,8	655	Aluminium anodisé *Anodized aluminium*	-
K205203	8	655	Acier galvanisé *Galvanized steel*	-

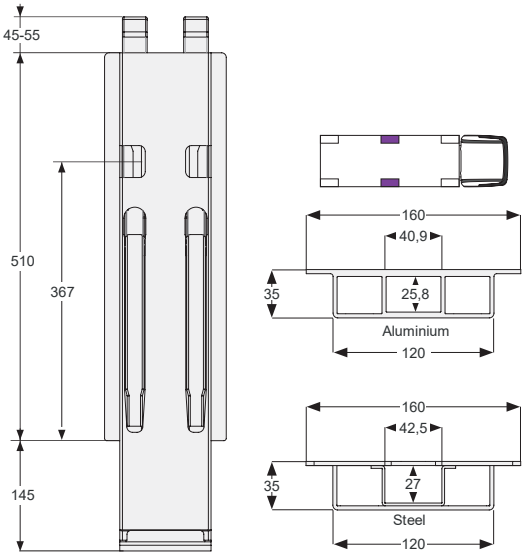

K20 500

Poteau latéral K20 500 mm pour kinnetop.
Side pillar K20 500 mm for kinnetop.

Référence *Reference*	Kg	Hauteur *Height*	Finition *Finish*	Sur stock *On stock*
K205231		655	Acier cataphorèse *Cataphorese steel*	-
K205232			Aluminium anodisé *Anodized aluminium*	
K205233			Acier galvanisé *Galvanized steel*	

Poteaux KINNEGRIP K 20 / *KINNEGRIP K 20 pillar*

Kinnegrip

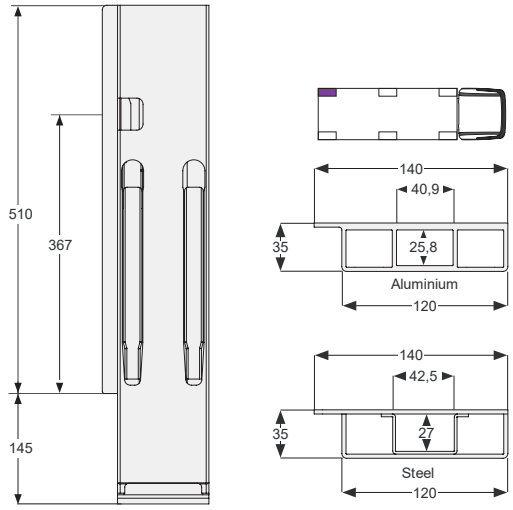

K20 500

Poteau arrière K20 500 mm gauche BBE.
Rear pillar K20 500 mm left BBE.

Référence *Reference*	Kg	Hauteur *Height*	Finition *Finish*	Sur stock *On stock*
K205701	7,8	655	Acier cataphorèse *Cataphorese steel*	-
K205702	4,7	655	Aluminium anodisé *Anodized aluminium*	-
K205703	7,8	655	Acier galvanisé *Galvanized steel*	-

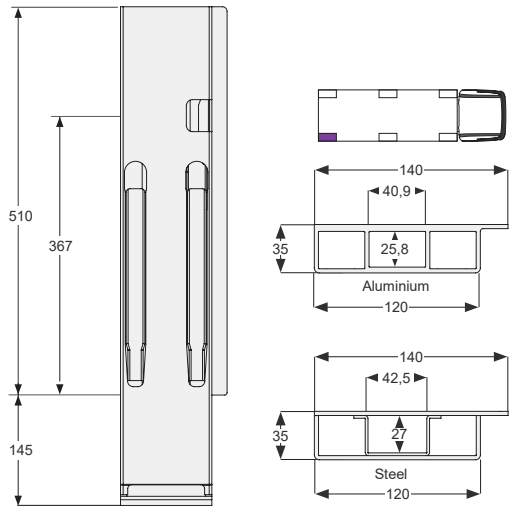

K20 500

Poteau arrière K20 500 mm droit BBE.
Rear pillar K20 500 mm right BBE.

Référence *Reference*	Kg	Hauteur *Height*	Finition *Finish*	Sur stock *On stock*
K205801	7,8	655	Acier cataphorèse *Cataphorese steel*	-
K205802	4,7	655	Aluminium anodisé *Anodized aluminium*	-
K205803	7,8	655	Acier galvanisé *Galvanized steel*	-

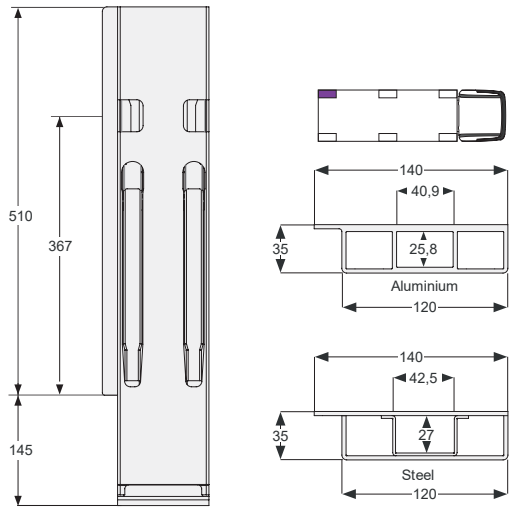

K20 500

Poteau arrière K20 500 mm gauche BBD.
Rear pillar K20 500 mm left BBD.

Référence *Reference*	Kg	Hauteur *Height*	Finition *Finish*	Sur stock *On stock*
K205901	7,7	655	Acier cataphorèse *Cataphorese steel*	-
K205902	4,6	655	Aluminium anodisé *Anodized aluminium*	-
K205903	7,7	655	Acier galvanisé *Galvanized steel*	-

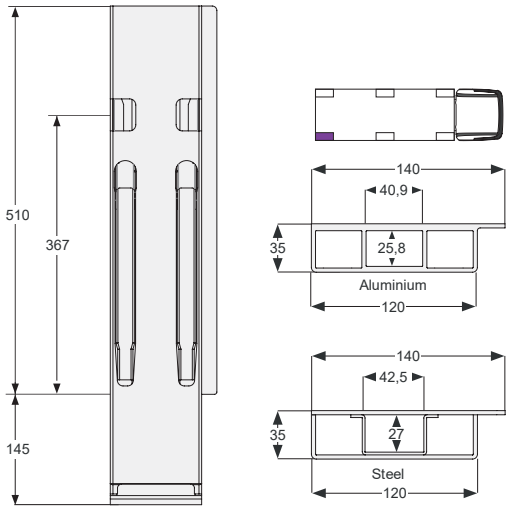

K20 500

Poteau arrière K20 500 mm droit BBD.
Rear pillar K20 500 mm right BBD.

Référence *Reference*	Kg	Hauteur *Height*	Finition *Finish*	Sur stock *On stock*
K205001	7,7	655	Acier cataphorèse *Cataphorese steel*	-
K205002	4,6	655	Aluminium anodisé *Anodized aluminium*	-
K205003	7,7	655	Acier galvanisé *Galvanized steel*	-

Poteaux KINNEGRIP K 20 / *KINNEGRIP K 20 pillar*

Kinnegrip

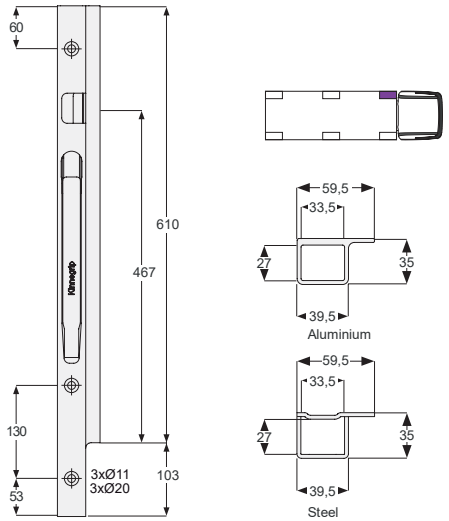

K20 600

Poteau avant K20 600 mm gauche.
Front pillar K20 600 mm left.

Référence *Reference*	Kg	Hauteur *Height*	Finition *Finish*	Sur stock *On stock*
K206301-B	3,1	713	Acier cataphorèse *Cataphorese steel*	-
K206302-B	2,1	713	Aluminium anodisé *Anodized aluminium*	-
K206303-B	3,1	713	Acier galvanisé *Galvanized steel*	-

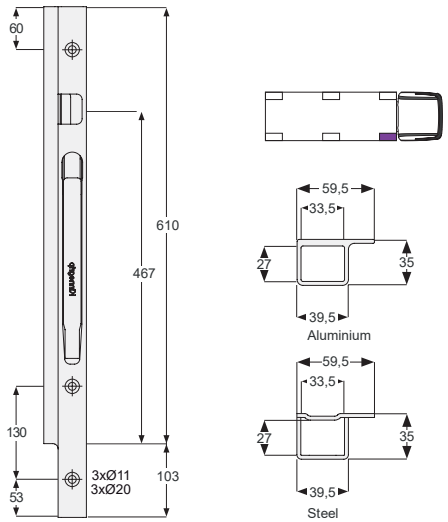

K20 600

Poteau avant K20 600 mm droit.
Front pillar K20 600 mm right.

Référence *Reference*	Kg	Hauteur *Height*	Finition *Finish*	Sur stock *On stock*
K206401-B	3,1	713	Acier cataphorèse *Cataphorese steel*	-
K206402-B	2,1	713	Aluminium anodisé *Anodized aluminium*	-
K206403-B	3,1	713	Acier galvanisé *Galvanized steel*	-

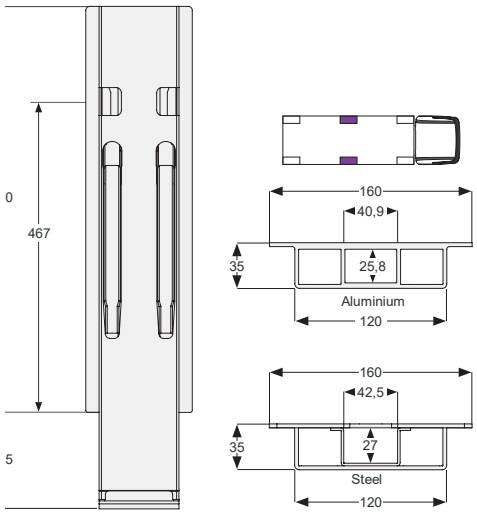

K20 600

Poteau latéral K20 600 mm.
Side pillar K20 600 mm.

Référence *Reference*	Kg	Hauteur *Height*	Finition *Finish*	Sur stock *On stock*
K206201	9,2	755	Acier cataphorèse *Cataphorese steel*	-
K206202	5,2	755	Aluminium anodisé *Anodized aluminium*	-
K206203	9,2	755	Acier galvanisé *Galvanized steel*	-

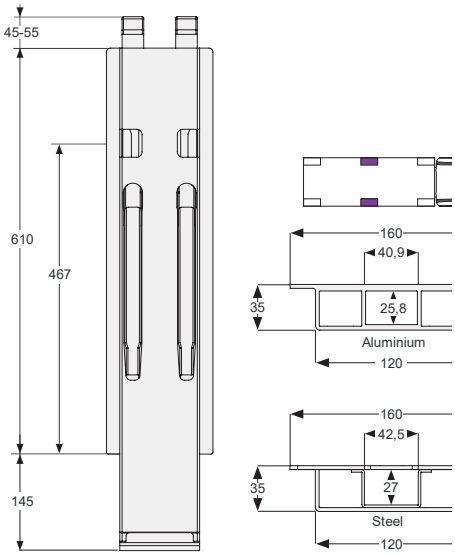

K20 600

Poteau latéral K20 600 mm pour kinnetop.
Side pillar K20 600 mm for kinnetop.

Référence *Reference*	Kg	Hauteur *Height*	Finition *Finish*	Sur stock *On stock*
K206231	9,4	755	Acier cataphorèse *Cataphorese steel*	-
K206232	5,3	755	Aluminium anodisé *Anodized aluminium*	-
K206233	9,4	755	Acier galvanisé *Galvanized steel*	-

Poteaux KINNEGRIP K 20 / *KINNEGRIP K 20 pillar*

Kinnegrip

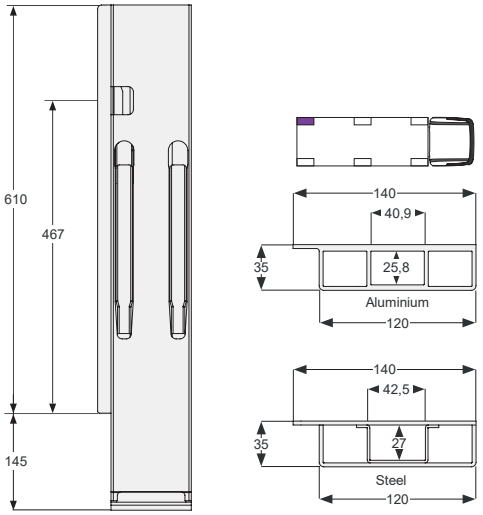

K20 600

Poteau arrière K20 600 mm gauche BBE.
Rear pillar K20 600 mm left BBE.

Référence *Reference*	Kg	Hauteur *Height*	Finition *Finish*	Sur stock *On stock*
K206701	9	755	Acier cataphorèse *Cataphorese steel*	-
K206702	5,1	755	Aluminium anodisé *Anodized aluminium*	-
K206703	9	755	Acier galvanisé *Galvanized steel*	-

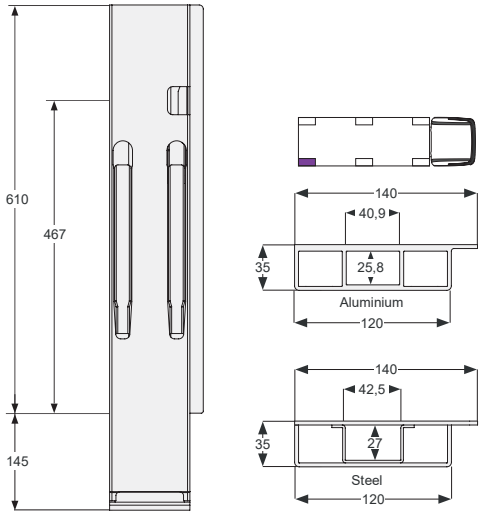

K20 600

Poteau arrière K20 600 mm droit BBE.
Rear pillar K20 600 mm right BBE.

Référence *Reference*	Kg	Hauteur *Height*	Finition *Finish*	Sur stock *On stock*
K206801	9	755	Acier cataphorèse *Cataphorese steel*	-
K206802	5,1	755	Aluminium anodisé *Anodized aluminium*	-
K206803	9	755	Acier galvanisé *Galvanized steel*	-

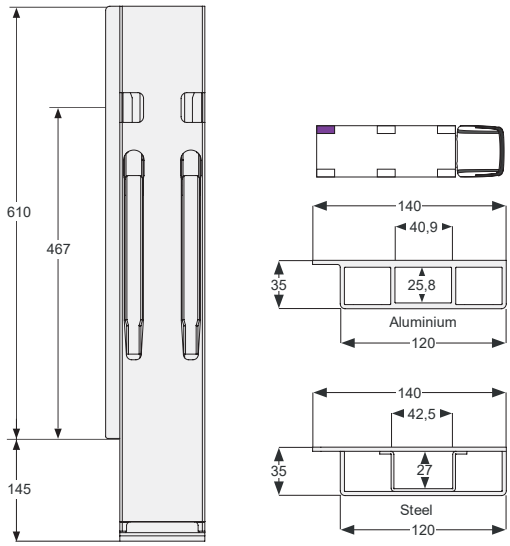

K20 600

Poteau arrière K20 600 mm gauche BBD.
Rear pillar K20 600 mm left BBD.

Référence *Reference*	Kg	Hauteur *Height*	Finition *Finish*	Sur stock *On stock*
K206901	8,9	755	Acier cataphorèse *Cataphorese steel*	-
K206902	5	755	Aluminium anodisé *Anodized aluminium*	-
K206903	8,9	755	Acier galvanisé *Galvanized steel*	-

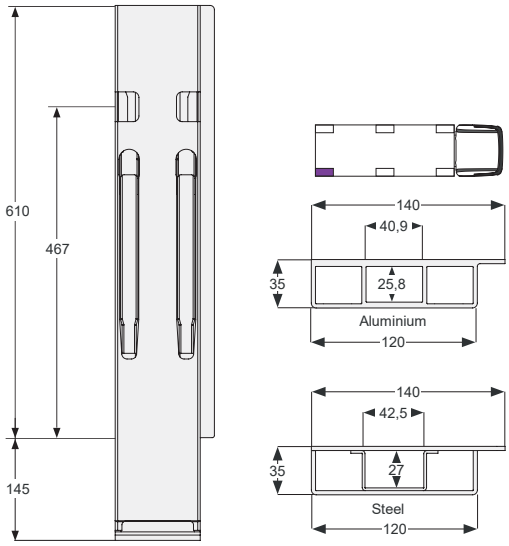

K20 600

Poteau arrière K20 600 mm droit BBD.
Rear pillar K20 600 mm right BBD.

Référence *Reference*	Kg	Hauteur *Height*	Finition *Finish*	Sur stock *On stock*
K206001	8,9	755	Acier cataphorèse *Cataphorese steel*	-
K206002	5	755	Aluminium anodisé *Anodized aluminium*	-
K206003	8,9	755	Acier galvanisé *Galvanized steel*	-

Poteaux KINNEGRIP K 20 / *KINNEGRIP K 20 pillar*

Kinnegrip

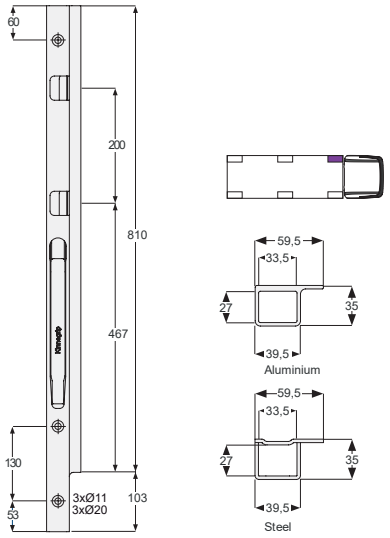

K20 800

Poteau avant K20 800 mm gauche.
Front pillar K20 800 mm left.

Référence *Reference*	Kg	Hauteur *Height*	Finition *Finish*	Sur stock *On stock*
K208301-B	4	913	Acier cataphorèse *Cataphorese steel*	-
K208302-B	2,5	913	Aluminium anodisé *Anodized aluminium*	-
K208303-B	4	913	Acier galvanisé *Galvanized steel*	-

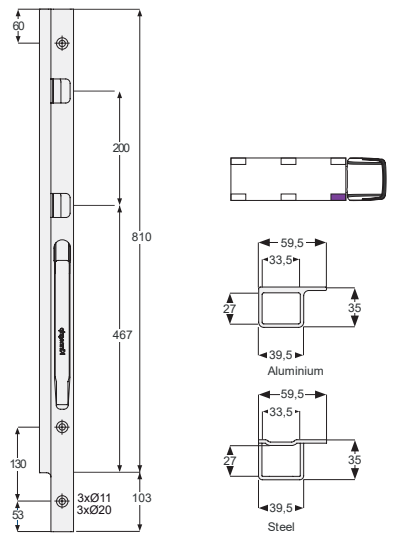

K20 800

Poteau avant K20 800 mm droit.
Front pillar K20 800 mm right.

Référence *Reference*	Kg	Hauteur *Height*	Finition *Finish*	Sur stock *On stock*
K208401-B	4	913	Acier cataphorèse *Cataphorese steel*	-
K208402-B	2,5	913	Aluminium anodisé *Anodized aluminium*	-
K208403-B	4	913	Acier galvanisé *Galvanized steel*	-

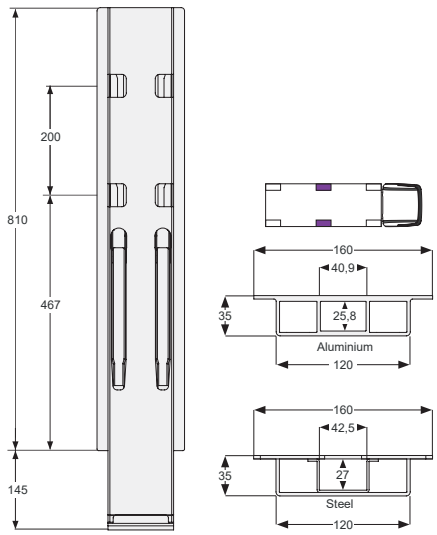

K20 800

Poteau latéral K20 800 mm.
Side pillar K20 800 mm.

Référence *Reference*	Kg	Hauteur *Height*	Finition *Finish*	Sur stock *On stock*
K208201	12	955	Acier cataphorèse *Cataphorese steel*	-
K208202	6,4	955	Aluminium anodisé *Anodized aluminium*	-
K208203	12	955	Acier galvanisé *Galvanized steel*	-

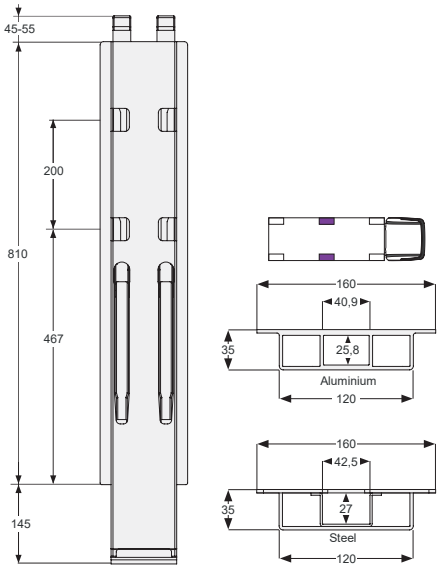

K20 800

Poteau latéral K20 800 mm pour kinnetop.
Side pillar K20 800 mm for kinnetop.

Référence *Reference*	Kg	Hauteur *Height*	Finition *Finish*	Sur stock *On stock*
K208231	12,2	955	Acier cataphorèse *Cataphorese steel*	-
K208232	6,5	955	Aluminium anodisé *Anodized aluminium*	-
K208233	12,2	955	Acier galvanisé *Galvanized steel*	-

Poteaux KINNEGRIP K 20 / *KINNEGRIP K 20 pillar*

Kinnegrip

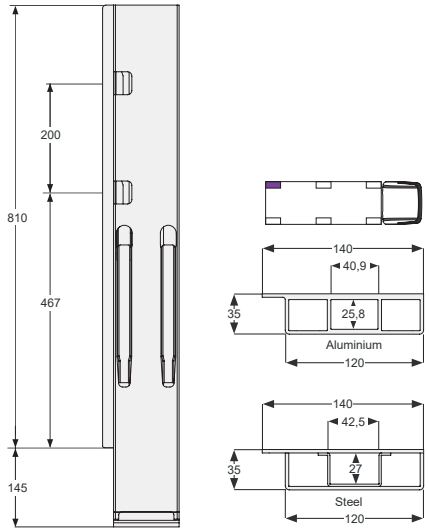

K20 800

Poteau arrière K20 800 mm gauche BBE.
Rear pillar K20 800 mm left BBE.

Référence *Reference*	Kg	Hauteur *Height*	Finition *Finish*	Sur stock *On stock*
K208701	11,8	955	Acier cataphorèse *Cataphorese steel*	-
K208702	6,3	955	Aluminium anodisé *Anodized aluminium*	-
K208703	11,8	955	Acier galvanisé *Galvanized steel*	-

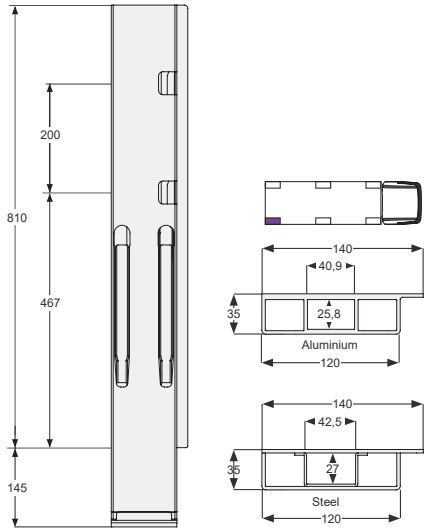

K20 800

Poteau arrière K20 800 mm droit BBE.
Rear pillar K20 800 mm right BBE.

Référence *Reference*	Kg	Hauteur *Height*	Finition *Finish*	Sur stock *On stock*
K208801	11,8	955	Acier cataphorèse *Cataphorese steel*	-
K208802	6,3	955	Aluminium anodisé *Anodized aluminium*	-
K208803	11,8	955	Acier galvanisé *Galvanized steel*	-

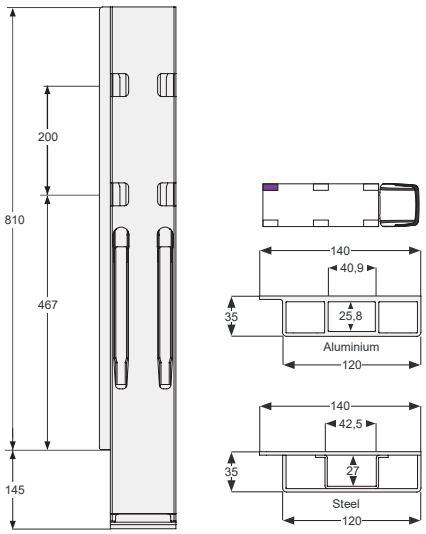

K20 800

Poteau arrière K20 800 mm gauche BBD.
Rear pillar K20 800 mm left BBD.

Référence *Reference*	Kg	Hauteur *Height*	Finition *Finish*	Sur stock *On stock*
K208901	11,7	955	Acier cataphorèse *Cataphorese steel*	-
K208902	6,2	955	Aluminium anodisé *Anodized aluminium*	-
K208903	11,7	955	Acier galvanisé *Galvanized steel*	-

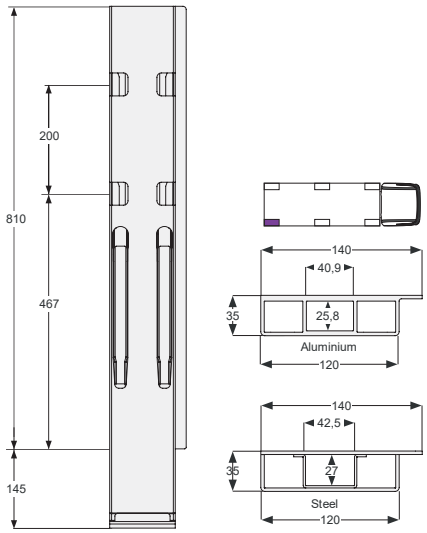

K20 800

Poteau arrière K20 800 mm droit BBD.
Rear pillar K20 800 mm right BBD.

Référence *Reference*	Kg	Hauteur *Height*	Finition *Finish*	Sur stock *On stock*
K208001	11,7	955	Acier cataphorèse *Cataphorese steel*	-
K208002	6,2	955	Aluminium anodisé *Anodized aluminium*	-
K208003	11,7	955	Acier galvanisé *Galvanized steel*	-

Poteaux KINNEGRIP K 20 / *KINNEGRIP K 20 pillar*

Kinnegrip

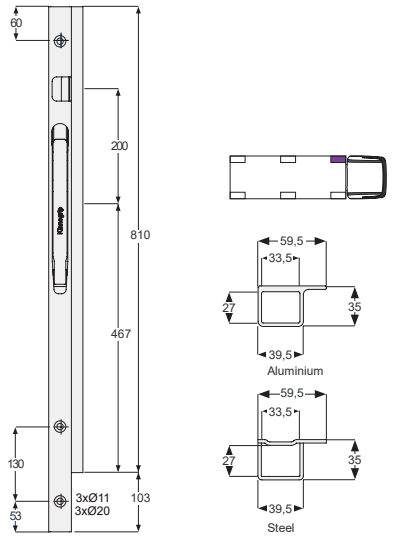

K20 800T

Poteau avant K20 800 mm gauche TIR.
Front pillar K20 800 mm left TIR.

Référence *Reference*	Kg	Hauteur *Height*	Finition *Finish*	Sur stock *On stock*
K208341-B	4	913	Acier cataphorèse *Cataphorese steel*	x
K208342-B	2,5	913	Aluminium anodisé *Anodized aluminium*	-
K208343-B	4	913	Acier galvanisé *Galvanized steel*	-

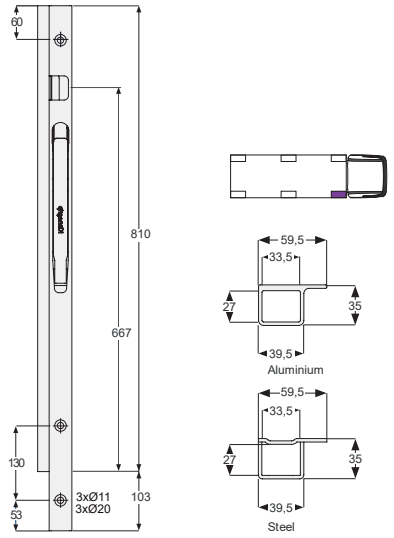

K20 800T

Poteau avant K20 800 mm droit TIR.
Front pillar K20 800 mm right TIR.

Référence *Reference*	Kg	Hauteur *Height*	Finition *Finish*	Sur stock *On stock*
K208441-B	4	913	Acier cataphorèse *Cataphorese steel*	x
K208442-B	2,5	913	Aluminium anodisé *Anodized aluminium*	-
K208443-B	4	913	Acier galvanisé *Galvanized steel*	-

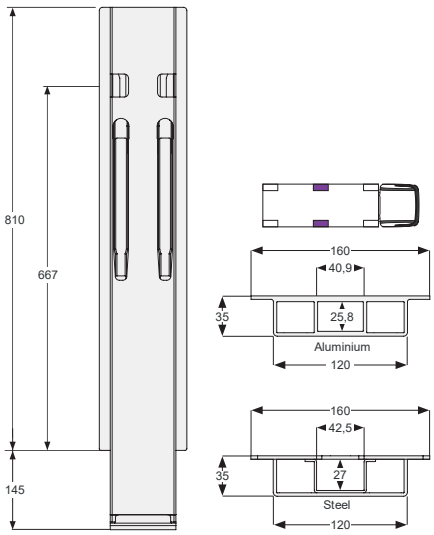

K20 800T

Poteau latéral K20 800 mm TIR.
Side pillar K20 800 mm TIR.

Référence *Reference*	Kg	Hauteur *Height*	Finition *Finish*	Sur stock *On stock*
K208241	12	955	Acier cataphorèse *Cataphorese steel*	x
K208242	6,4	955	Aluminium anodisé *Anodized aluminium*	-
K208243	12	955	Acier galvanisé *Galvanized steel*	-

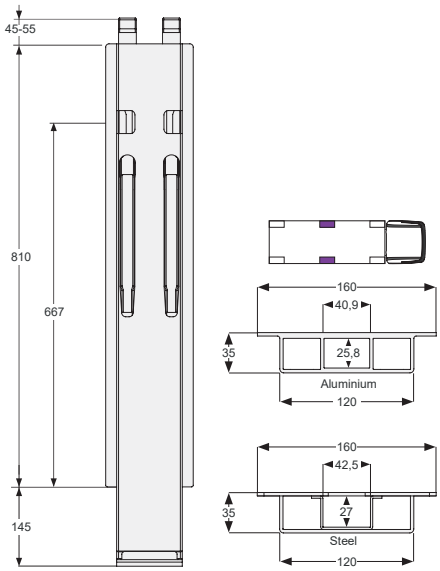

K20 800T

Poteau latéral K20 800 mm pour kinnetop TIR.
Side pillar K20 800 mm for kinnetop TIR.

Référence *Reference*	Kg	Hauteur *Height*	Finition *Finish*	Sur stock *On stock*
K208251	12,2	955	Acier cataphorèse *Cataphorese steel*	-
K208252	6,5	955	Aluminium anodisé *Anodized aluminium*	-
K208253	12,2	955	Acier galvanisé *Galvanized steel*	-

Poteaux KINNEGRIP K 20 / *KINNEGRIP K 20 pillar*

Kinnegrip

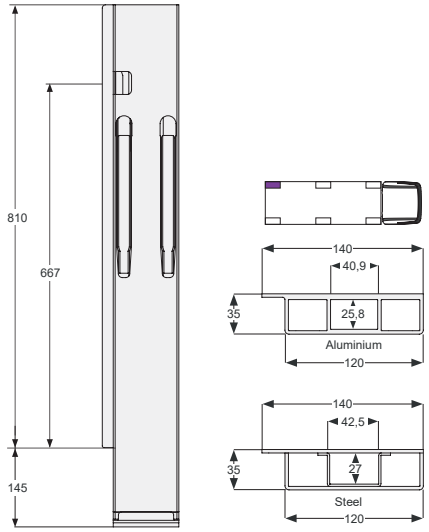

K20 800T

Poteau arrière K20 800 mm gauche BBE TIR.
Rear pillar K20 800 mm left BBE TIR.

Référence *Reference*	Kg	Hauteur *Height*	Finition *Finish*	Sur stock *On stock*
K208741	11,8	955	Acier cataphorèse *Cataphorese steel*	-
K208742	6,3	955	Aluminium anodisé *Anodized aluminium*	-
K208743	11,8	955	Acier galvanisé *Galvanized steel*	-

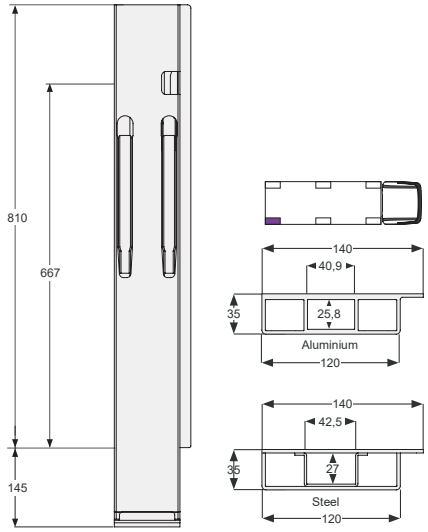

K20 800T

Poteau arrière K20 800 mm droit BBE TIR.
Rear pillar K20 800 mm right BBE TIR.

Référence *Reference*	Kg	Hauteur *Height*	Finition *Finish*	Sur stock *On stock*
K208841	11,8	955	Acier cataphorèse *Cataphorese steel*	-
K208842	6,3	955	Aluminium anodisé *Anodized aluminium*	-
K208843	11,8	955	Acier galvanisé *Galvanized steel*	-

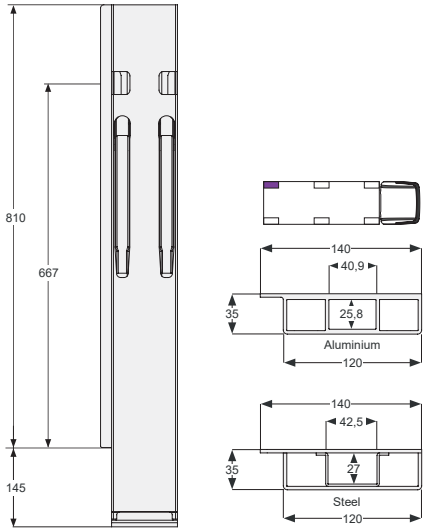

K20 800T

Poteau arrière K20 800 mm gauche BBD TIR.
Rear pillar K20 800 mm left BBD TIR.

Référence *Reference*	Kg	Hauteur *Height*	Finition *Finish*	Sur stock *On stock*
K208941	11,7	955	Acier cataphorèse *Cataphorese steel*	x
K208942	6,2	955	Aluminium anodisé *Anodized aluminium*	-
K208943	11,7	955	Acier galvanisé *Galvanized steel*	-

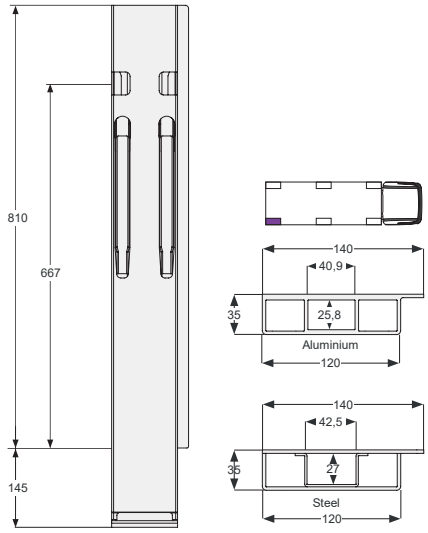

K20 800T

Poteau arrière K20 800 mm droit BBD TIR.
Rear pillar K20 800 mm right BBD TIR.

Référence *Reference*	Kg	Hauteur *Height*	Finition *Finish*	Sur stock *On stock*
K208041	11,7	955	Acier cataphorèse *Cataphorese steel*	x
K208042	6,2	955	Aluminium anodisé *Anodized aluminium*	-
K208043	11,7	955	Acier galvanisé *Galvanized steel*	-

Poteaux KINNEGRIP K 20 / *KINNEGRIP K 20 pillar*

Kinnegrip

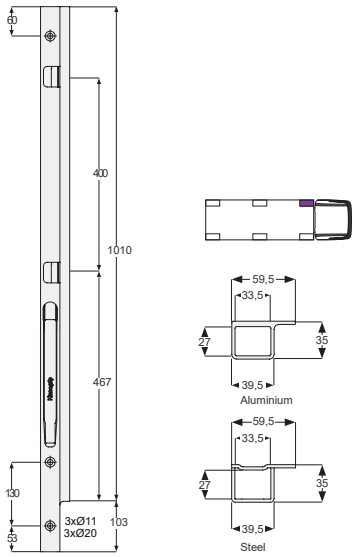

K20 1000

Poteau avant K20 1000 mm gauche.
Front pillar K20 1000 mm left.

Référence *Reference*	Kg	Hauteur *Height*	Finition *Finish*	Sur stock *On stock*
K210301-B	4,9	1113	Acier cataphorèse *Cataphorese steel*	x
K210302-B	3,2	1113	Aluminium anodisé *Anodized aluminium*	-
K210303-B	4,9	1113	Acier galvanisé *Galvanized steel*	-

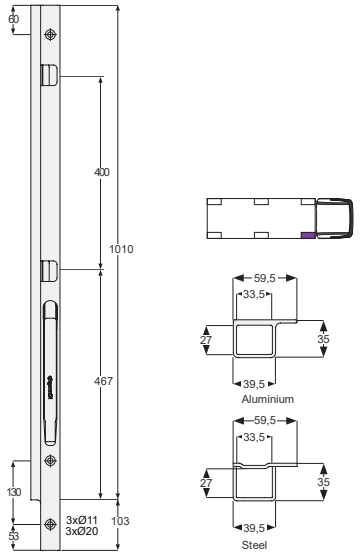

K20 1000

Poteau avant K20 1000 mm droit.
Front pillar K20 1000 mm right.

Référence *Reference*	Kg	Hauteur *Height*	Finition *Finish*	Sur stock *On stock*
K210401-B	4,9	1113	Acier cataphorèse *Cataphorese steel*	x
K210402-B	3,2	1113	Aluminium anodisé *Anodized aluminium*	-
K210403-B	4,9	1113	Acier galvanisé *Galvanized steel*	-

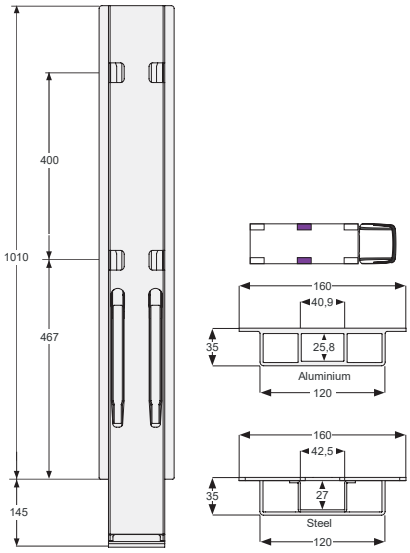

K20 1000

Poteau latéral K20 1000 mm.
Side pillar K20 1000 mm.

Référence *Reference*	Kg	Hauteur *Height*	Finition *Finish*	Sur stock *On stock*
K210201	13,6	1155	Acier cataphorèse *Cataphorese steel*	x
K210202	7,5	1155	Aluminium anodisé *Anodized aluminium*	-
K210203	13,6	1155	Acier galvanisé *Galvanized steel*	-

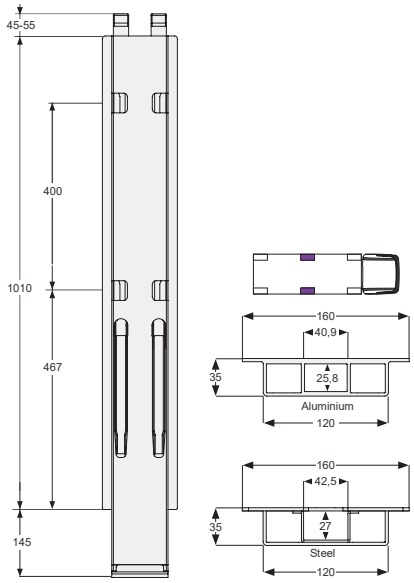

K20 1000

Poteau latéral K20 1000 mm pour kinnetop.
Side pillar K20 1000 mm for kinnetop.

Référence *Reference*	Kg	Hauteur *Height*	Finition *Finish*	Sur stock *On stock*
K210231	13,8	1155	Acier cataphorèse *Cataphorese steel*	x
K210232	7,6	1155	Aluminium anodisé *Anodized aluminium*	-
K210233	13,8	1155	Acier galvanisé *Galvanized steel*	-

Poteaux KINNEGRIP K 20 / *KINNEGRIP K 20 pillar*

Kinnegrip

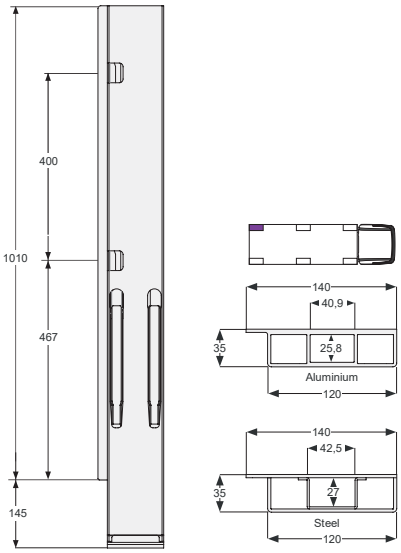

K20 1000

Poteau arrière K20 1000 mm gauche BBE.
Rear pillar K20 1000 mm left BBE.

Référence *Reference*	Kg	Hauteur *Height*	Finition *Finish*	Sur stock *On stock*
K210701	13,4	1155	Acier cataphorèse *Cataphorese steel*	-
K210702	7,4	1155	Aluminium anodisé *Anodized aluminium*	-
K210703	13,4	1155	Acier galvanisé *Galvanized steel*	-

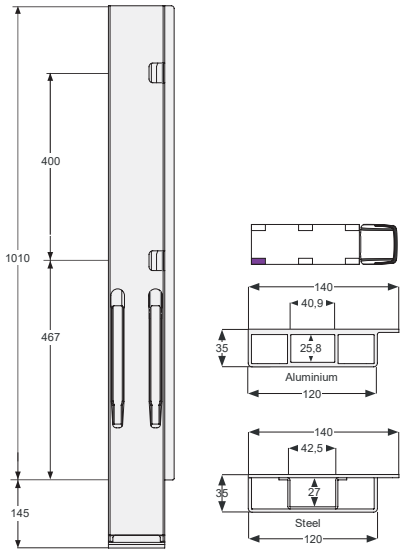

K20 1000

Poteau arrière K20 1000 mm droit BBE.
Rear pillar K20 1000 mm right BBE.

Référence *Reference*	Kg	Hauteur *Height*	Finition *Finish*	Sur stock *On stock*
K210801	13,4	1155	Acier cataphorèse *Cataphorese steel*	-
K210802	7,4	1155	Aluminium anodisé *Anodized aluminium*	-
K210803	13,4	1155	Acier galvanisé *Galvanized steel*	-

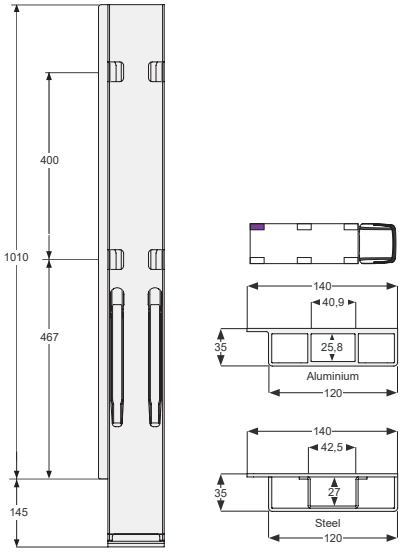

K20 1000

Poteau arrière K20 1000 mm gauche BBD.
Rear pillar K20 1000 mm left BBD.

Référence *Reference*	Kg	Hauteur *Height*	Finition *Finish*	Sur stock *On stock*
K210901	13,3	1155	Acier cataphorèse *Cataphorese steel*	x
K210902	7,3	1155	Aluminium anodisé *Anodized aluminium*	-
K210903	13,3	1155	Acier galvanisé *Galvanized steel*	-

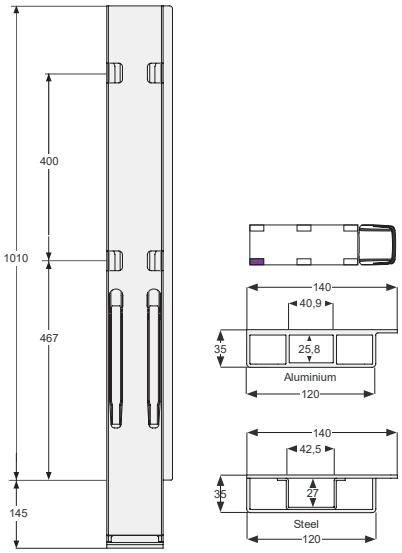

K20 1000

Poteau arrière K20 1000 mm droit BBD.
Rear pillar K20 1000 mm right BBD.

Référence *Reference*	Kg	Hauteur *Height*	Finition *Finish*	Sur stock *On stock*
K210001	13,3	1155	Acier cataphorèse *Cataphorese steel*	x
K210002	7,3	1155	Aluminium anodisé *Anodized aluminium*	-
K210003	13,3	1155	Acier galvanisé *Galvanized steel*	-

Poteaux KINNEGRIP K 20 / *KINNEGRIP K 20 pillar*

Kinnegrip

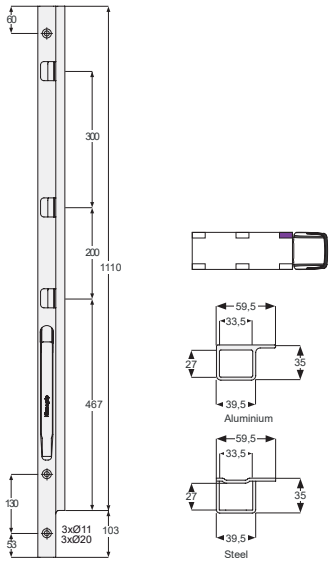

K20 1100

Poteau avant K20 1100 mm gauche.
Front pillar K20 1100 mm left.

Référence *Reference*	Kg	Hauteur *Height*	Finition *Finish*	Sur stock *On stock*
K211301-B	5,3	1213	Acier cataphorèse *Cataphorese steel*	x
K211302-B	3,5	1213	Aluminium anodisé *Anodized aluminium*	-
K211303-B	5,3	1213	Acier galvanisé *Galvanized steel*	-

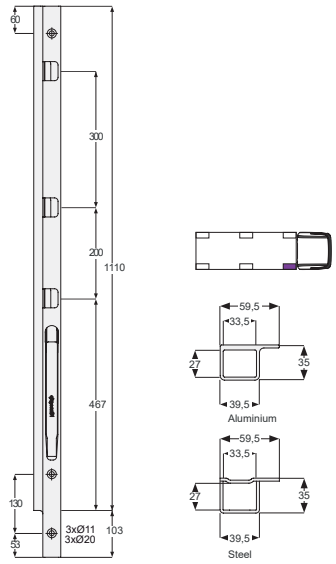

K20 1100

Poteau avant K20 1100 mm droit.
Front pillar K20 1100 mm right.

Référence *Reference*	Kg	Hauteur *Height*	Finition *Finish*	Sur stock *On stock*
K211401-B	5,3	1213	Acier cataphorèse *Cataphorese steel*	x
K211402-B	3,5	1213	Aluminium anodisé *Anodized aluminium*	-
K211403-B	5,3	1213	Acier galvanisé *Galvanized steel*	-

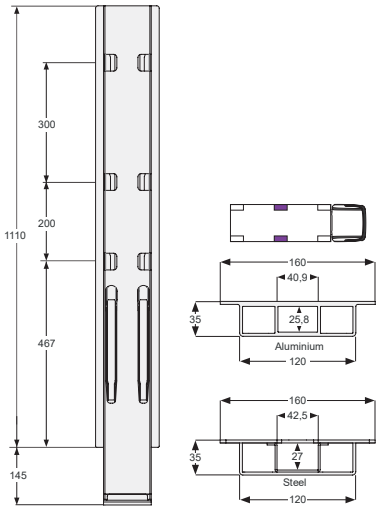

K20 1100

Poteau latéral K20 1100 mm.
Side pillar K20 1100 mm.

Référence *Reference*	Kg	Hauteur *Height*	Finition *Finish*	Sur stock *On stock*
K211201	14,6	1255	Acier cataphorèse *Cataphorese steel*	x
K211202	8	1255	Aluminium anodisé *Anodized aluminium*	-
K211203	14,6	1255	Acier galvanisé *Galvanized steel*	-

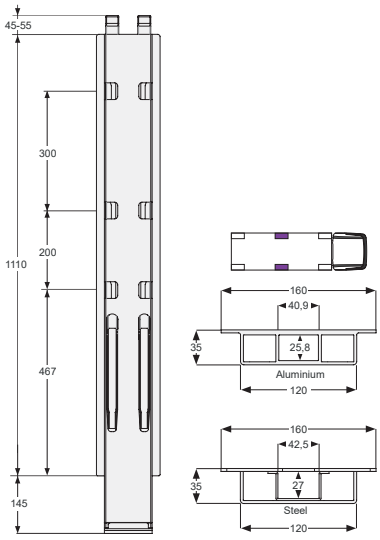

K20 1100

Poteau latéral K20 1100 mm pour kinnetop.
Side pillar K20 1100 mm for kinnetop.

Référence *Reference*	Kg	Hauteur *Height*	Finition *Finish*	Sur stock *On stock*
K211231	14,8	1255	Acier cataphorèse *Cataphorese steel*	-
K211232	8,1	1255	Aluminium anodisé *Anodized aluminium*	-
K211233	14,8	1255	Acier galvanisé *Galvanized steel*	-

Poteaux KINNEGRIP K 20 / *KINNEGRIP K 20 pillar*

Kinnegrip

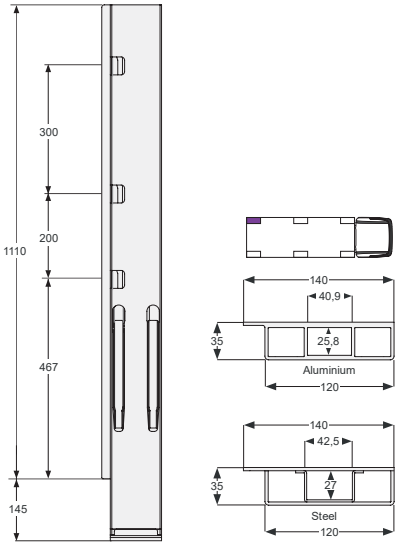

K20 1100

Poteau arrière K20 1100 mm gauche BBE.
Rear pillar K20 1100 mm left BBE.

Référence *Reference*	Kg	Hauteur *Height*	Finition *Finish*	Sur stock *On stock*
K211701	14,4	1255	Acier cataphorèse *Cataphorese steel*	-
K211702	7,9	1255	Aluminium anodisé *Anodized aluminium*	-
K211703	14,4	1255	Acier galvanisé *Galvanized steel*	-

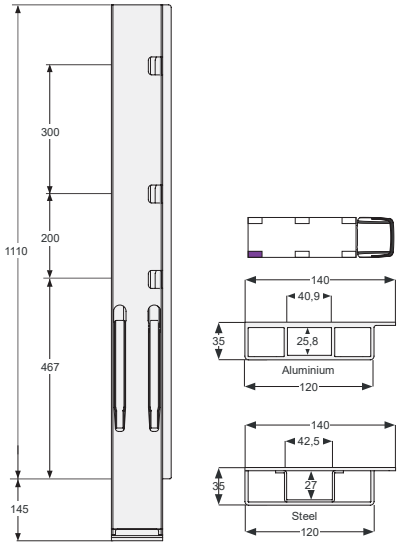

K20 1100

Poteau arrière K20 1100 mm droit BBE.
Rear pillar K20 1100 mm right BBE.

Référence *Reference*	Kg	Hauteur *Height*	Finition *Finish*	Sur stock *On stock*
K211801	14,4	1255	Acier cataphorèse *Cataphorese steel*	-
K211802	7,9	1255	Aluminium anodisé *Anodized aluminium*	-
K211803	14,4	1255	Acier galvanisé *Galvanized steel*	-

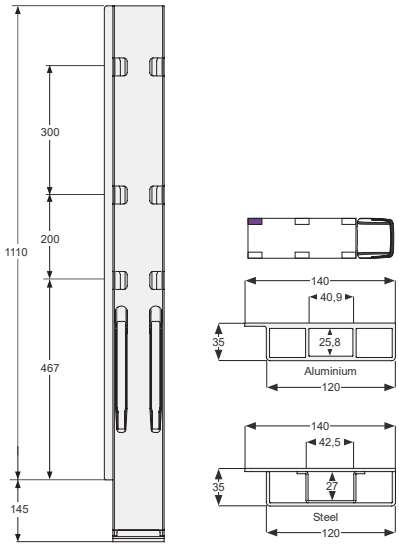

K20 1100

Poteau arrière K20 1100 mm gauche BBD.
Rear pillar K20 1100 mm left BBD.

Référence *Reference*	Kg	Hauteur *Height*	Finition *Finish*	Sur stock *On stock*
K211901	14,3	1255	Acier cataphorèse *Cataphorese steel*	x
K211902	7,8	1255	Aluminium anodisé *Anodized aluminium*	-
K211903	14,3	1255	Acier galvanisé *Galvanized steel*	-

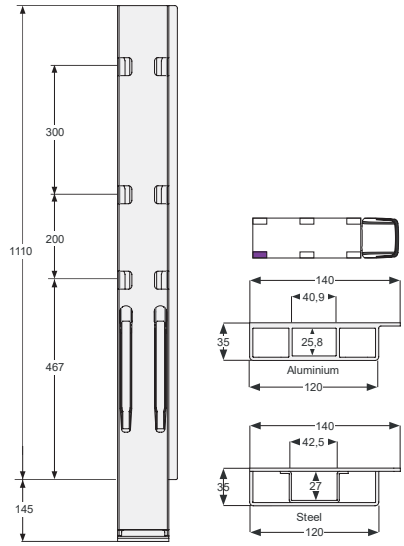

K20 1100

Poteau arrière K20 1100 mm droit BBD.
Rear pillar K20 1100 mm right BBD.

Référence *Reference*	Kg	Hauteur *Height*	Finition *Finish*	Sur stock *On stock*
K211001	14,3	1255	Acier cataphorèse *Cataphorese steel*	x
K211002	7,8	1255	Aluminium anodisé *Anodized aluminium*	-
K211003	14,3	1255	Acier galvanisé *Galvanized steel*	-

Poteaux KINNEGRIP K 20 / *KINNEGRIP K 20 pillar*

Kinnegrip

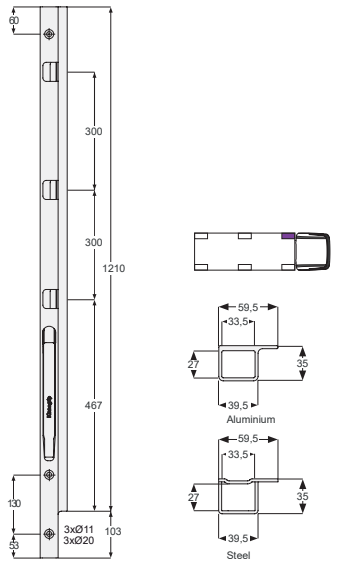

K20 1200

Poteau avant K20 1200 mm gauche.
Front pillar K20 1200 mm left.

Référence *Reference*	Kg	Hauteur *Height*	Finition *Finish*	Sur stock *On stock*
K212301-B	5,7	1313	Acier cataphorèse *Cataphorese steel*	x
K212302-B	3,8	1313	Aluminium anodisé *Anodized aluminium*	-
K212303-B	5,7	1313	Acier galvanisé *Galvanized steel*	-

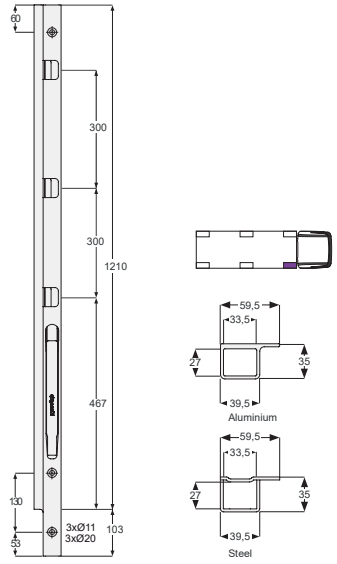

K20 1200

Poteau avant K20 1200 mm droit.
Front pillar K20 1200 mm right.

Référence *Reference*	Kg	Hauteur *Height*	Finition *Finish*	Sur stock *On stock*
K212401-B	5,7	1313	Acier cataphorèse *Cataphorese steel*	x
K212402-B	3,8	1313	Aluminium anodisé *Anodized aluminium*	-
K212403-B	5,7	1313	Acier galvanisé *Galvanized steel*	-

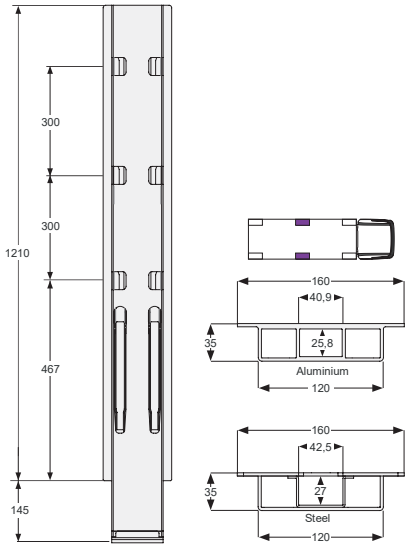

K20 1200

Poteau latéral K20 1200 mm.
Side pillar K20 1200 mm.

Référence *Reference*	Kg	Hauteur *Height*	Finition *Finish*	Sur stock *On stock*
K212201	16,8	1355	Acier cataphorèse *Cataphorese steel*	x
K212202	8,6	1355	Aluminium anodisé *Anodized aluminium*	-
K212203	16,8	1355	Acier galvanisé *Galvanized steel*	-

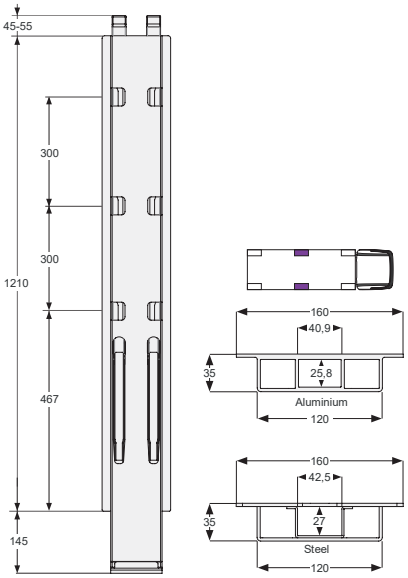

K20 1200

Poteau latéral K20 1200 mm pour kinnetop.
Side pillar K20 1200 mm for kinnetop.

Référence *Reference*	Kg	Hauteur *Height*	Finition *Finish*	Sur stock *On stock*
K212231	17	1355	Acier cataphorèse *Cataphorese steel*	-
K212232	8,7	1355	Aluminium anodisé *Anodized aluminium*	-
K212233	17	1355	Acier galvanisé *Galvanized steel*	-

Poteaux KINNEGRIP K 20 / *KINNEGRIP K 20 pillar*

Kinnegrip

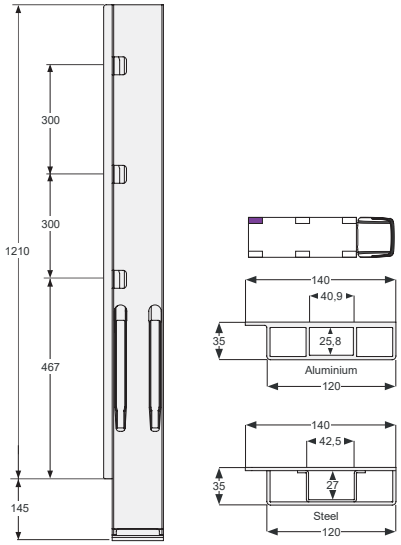

K20 1200

Poteau arrière K20 1200 mm gauche BBE.
Rear pillar K20 1200 mm left BBE.

Référence *Reference*	Kg	Hauteur *Height*	Finition *Finish*	Sur stock *On stock*
K212701	16,7	1355	Acier cataphorèse *Cataphorese steel*	-
K212702	8,6	1355	Aluminium anodisé *Anodized aluminium*	-
K212703	16,7	1355	Acier galvanisé *Galvanized steel*	-

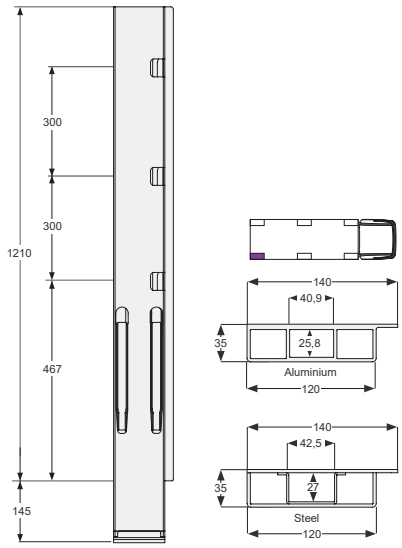

K20 1200

Poteau arrière K20 1200 mm droit BBE.
Rear pillar K20 1200 mm right BBE.

Référence *Reference*	Kg	Hauteur *Height*	Finition *Finish*	Sur stock *On stock*
K212801	16,7	1355	Acier cataphorèse *Cataphorese steel*	-
K212802	8,6	1355	Aluminium anodisé *Anodized aluminium*	-
K212803	16,7	1355	Acier galvanisé *Galvanized steel*	-

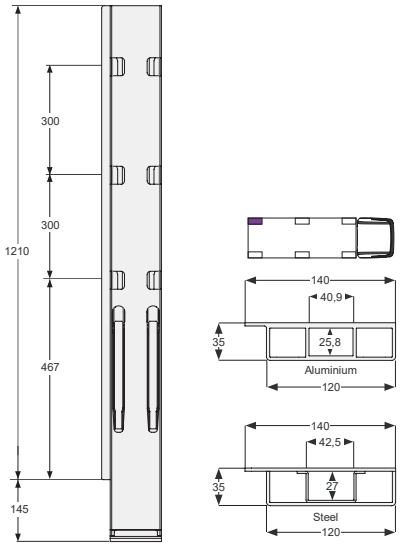

K20 1200

Poteau arrière K20 1200 mm gauche BBD.
Rear pillar K20 1200 mm left BBD.

Référence *Reference*	Kg	Hauteur *Height*	Finition *Finish*	Sur stock *On stock*
K212901	16,6	1355	Acier cataphorèse *Cataphorese steel*	x
K212902	8,5	1355	Aluminium anodisé *Anodized aluminium*	-
K212903	16,6	1355	Acier galvanisé *Galvanized steel*	-

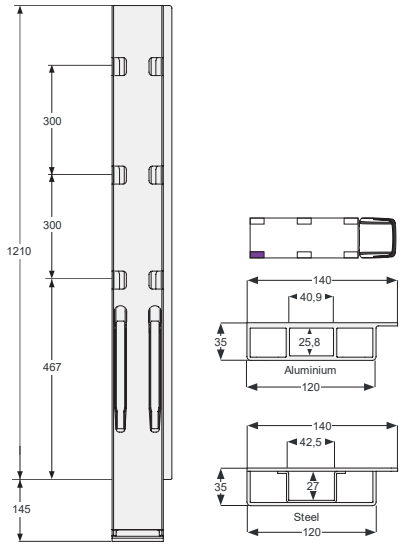

K20 1200

Poteau arrière K20 1200 mm droit BBD.
Rear pillar K20 1200 mm right BBD.

Référence *Reference*	Kg	Hauteur *Height*	Finition *Finish*	Sur stock *On stock*
K212001	16,6	1355	Acier cataphorèse *Cataphorese steel*	x
K212002	8,5	1355	Aluminium anodisé *Anodized aluminium*	-
K212003	16,6	1355	Acier galvanisé *Galvanized steel*	-

Accessoires KINNEGRIP / *KINNEGRIP accessories*

Kinnegrip

Pied de Kinnetop, acier pour KINNEGRIP K20.
Steel Kinnetop pillar for KINNEGRIP K20.

Référence *Reference*	Kg	Pour *For*	H (mm)	Sur stock *On stock*
K012181	3	K20	574	x
K012182	2,5	K20	474	x

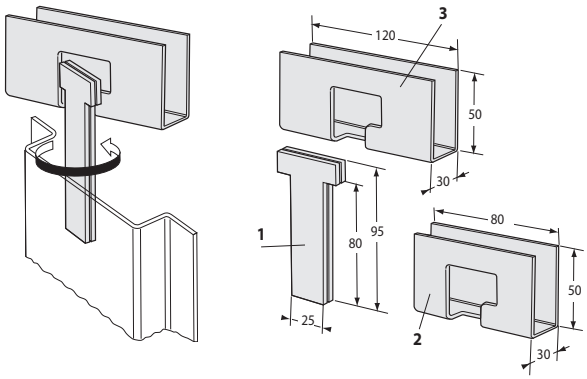

Articulation supérieure de KINNEGRIP K20.
Upper joint for KINNEGRIP K20.

Référence *Reference*	Kg	Pour *For*	Type *Type*	Sur stock *On stock*
K011010	0,53	K20	1	x
K011011-80		K20	2	-
K011011-120		K20	3	x

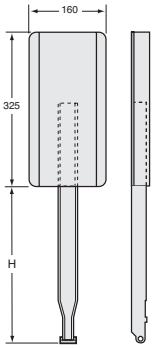

Kinnetop acier pour KINNEGRIP K20.
Kinnetop only for KINNEGRIP K20.

Référence *Reference*	Kg	H (mm)	Pour *For*	Sur stock *On stock*
K012158	3,1	297	K20 500	x
K012159	3,3	347	K20 600	x
K012160	3,6	447	K20 800-1200	x

Axe d'articulation pour Kinnetop K20.
Articulation pin for Kinnetop K20.

Référence *Reference*	Pour *For*	Sur stock *On stock*
K032138	K012158 K012158 K012160 K012181 K012182	x

Accessoires KINNEGRIP / *KINNEGRIP accessories*

Kinnegrip

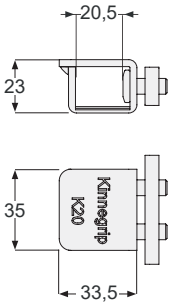

Gâche acier pour KINNEGRIP K20, livrée avec barrette et 2 vis. Pour profils aluminium.
Steel dropside catch for KINNEGRIP K20, delivered with fixing plate and 2 screws. To be used with aluminium profile.

Référence *Reference*	Kg	Pour *For*	Finition *Finish*	Sur stock *On stock*
K012161-02	0,16	3110318AN K032239 K032145	Peinture noire *Black paint*	x
K012161-05	0,16	3110318AN K032239 K032145	Géomet *Geomet*	-

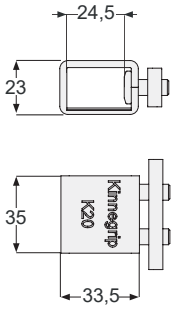

Gâche acier pour KINNEGRIP K20, livrée avec barrette et 2 vis. Pour profils aluminium.
Steel dropside catch for KINNEGRIP K20, delivered with fixing plate and 2 screws. To be used with aluminium profile.

Référence *Reference*	Kg	Pour *For*	Finition *Finish*	Sur stock *On stock*
K0121760-02	0,17	3110318AN K032239 K032145	Peinture noire *Black paint*	x
K0121760-05	0,17	3110318AN K032239 K032145	Géomet *Geomet*	-

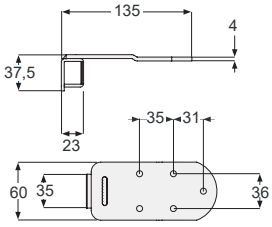

Gâche acier pour KINNEGRIP K20.
Steel dropside catch for KINNEGRIP K20.

Référence *Reference*	Kg	Pour *For*	Finition *Finish*	Sur stock *On stock*
K012174-02	0,16	3110318AN K032239 K032145	Peinture noire *Black paint*	-
K012174-05	0,16	3110318AN K032239 K032145	Géomet *Geomet*	-

Accessoires KINNEGRIP / *KINNEGRIP accessories*

Kinnegrip

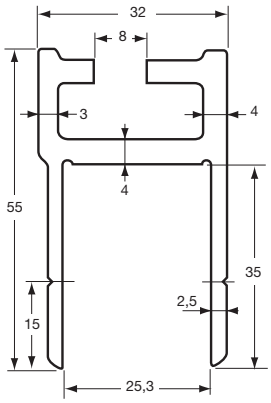

K20

Profil d'encadrement pour KINNEGRIP K20.
Frame profile for KINNEGRIP K20.

Référence *Reference*	Longueur *Length*	Finition *Finish*
3110318AN	5000	Aluminium anodisé *Anodized*

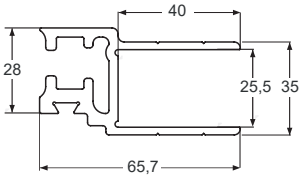

Profil pour KINNEGRIP K20.
Profile for KINNEGRIP K20.

Référence *Reference*	Kg	Longueur *Length*	Pour *For*	Finition *Finish*	Sur stock *On stock*
K032145	-	1000	K20	Aluminium *Aluminium*	-

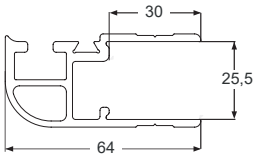

Profil pour KINNEGRIP K20.
Profile for KINNEGRIP K20.

Référence *Reference*	Kg	Longueur *Length*	Pour *For*	Finition *Finish*	Sur stock *On stock*
K032239	-	1000	K20	Aluminium *Aluminium*	-

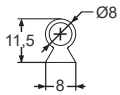

Joint pour profil pour KINNEGRIP K20 K032145.
Gasket for profile for KINNEGRIP K20 K032145.

Référence *Reference*	Kg	Longueur *Length*	Pour *For*	Sur stock *On stock*
K032144	0,10	1000	K20	-

Accessoires KINNEGRIP / *KINNEGRIP accessories*

Kinnegrip

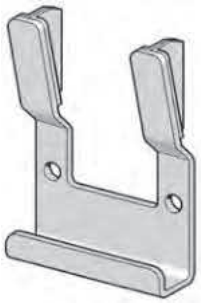

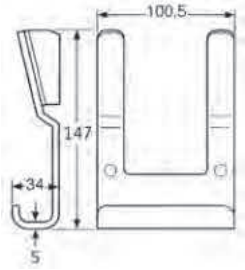

Embase, acier brut, pour rancher KINNEGRIP K20, modèle à souder (*), modèle à visser (**).
Socket to weld, self colour steel, for KINNEGRIP Rancher K20, to be welded model (*), to be screwed model (**).

Référence *Reference*	Kg	Pour *For*	Type *Type*	Sur stock *On stock*
K012155	0,57	K20	*	x
K012380-07	0,57	K20	**	x

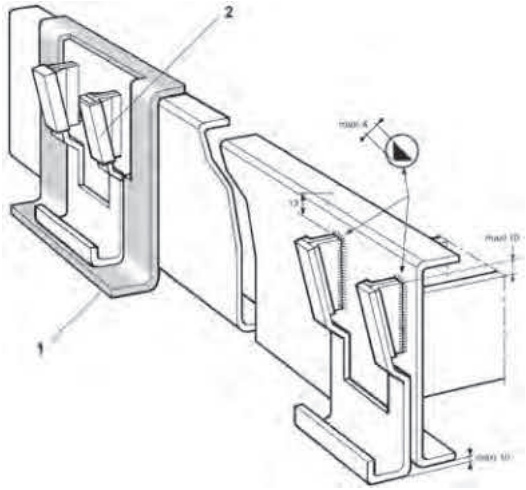

Gabarit de pose pour embase de KINNEGRIP K20 à souder.
Fixing size for welding KINNEGRIP K20 socket.

Référence *Reference*	Pour *For*	Type *Type*	Sur stock *On stock*
K012142	K20	1	x
K032143	K20	2	x



Clef TORX pour rancher KINNEGRIP K20.
Key for KINNEGRIP K20.

Référence *Reference*	Pour *For*	Sur stock *On stock*
K032151	K20	x

Egalement disponible sur commande toute la gamme des poteaux KINNEGRIP, nous consulter.
Also available on order the whole range of KINNEGRIP pillars, consult us.

300 / 400 / 500

T50

C10

2400 / 2700 / 2800

K5



400 600 800 1000 1100 1200

K30



600 700 800 900 1000 1100 1200

Pieds de ranchers / *Conic pillars*

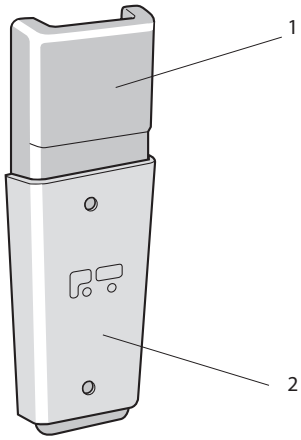

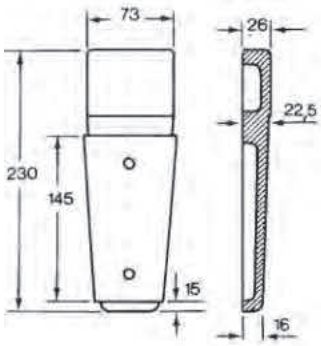

Pied de rancher complet, acier matricé A 50, gousset en tôle de 4 mm, pour poteau 80 x 30 x 3 mm.
Conic pillar assembly, A 50 drop-forged steel, 4 mm thickness, steel socket, for 80 x 30 x 3 mm pillar.

Référence *Reference*	Kg	Epaisseur *Thickness*	Type *Type*
3543640	2,01	4	-
3543640 GO	0,43	4	2
3543640 RA	1,58		1

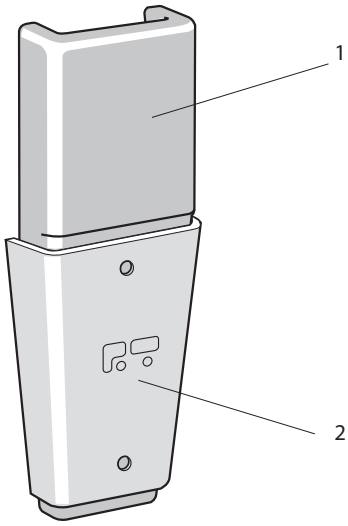

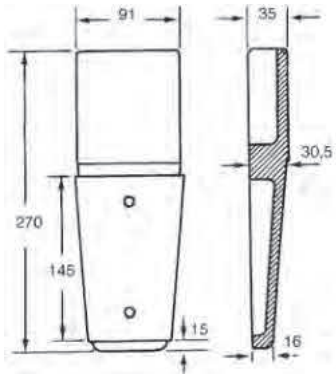

Pied de rancher complet, acier matricé A 50, gousset en tôle de 4 mm, pour poteau 100 x 40 x 4 mm.
Conic pillar assembly, A 50 drop-forged steel, 4 mm thickness, steel socket, for 100 x 40 x 4 mm pillar.

Référence *Reference*	Kg	Epaisseur *Thickness*	Type *Type*
3543641	3,29	4	-
3543641 GO	0,52	4	2
3543641 RA	2,77		1

Pieds de ranchers / *Conic pillars*

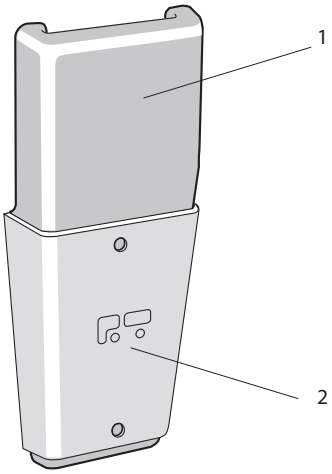

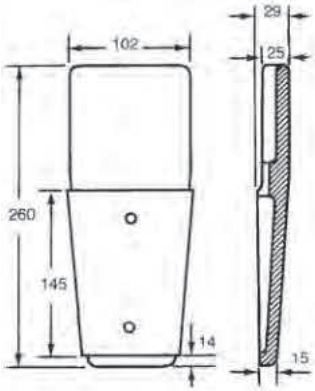

Pied de rancher complet, acier matricé A 50, gousset en tôle de 5 mm, pour poteau 110 x 30 x 4 mm.
Conic pillar assembly, A 50 drop-forged steel, 5 mm thickness, steel socket, for 110 x 30 x 4 mm pillar.

Référence *Reference*	Kg	Epaisseur *Thickness*	Type *Type*
3543644	3,5	5	-
3543644 GO	0,7	5	2
3543644 RA	2..8		1

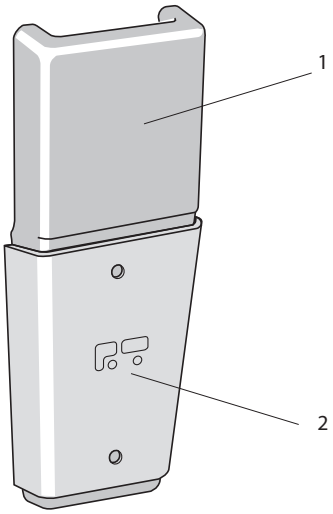

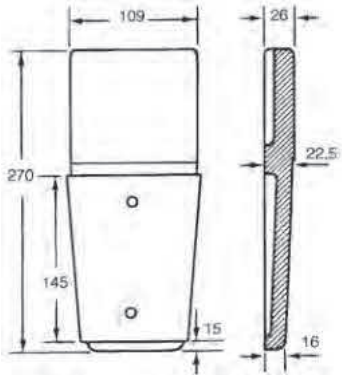

Pied de rancher complet, acier matricé A 50, gousset en tôle de 5 mm, pour poteau 120 x 30 x 4 mm.
Conic pillar assembly, A 50 drop-forged steel, 5 mm thickness, steel socket, for 120 x 30 x 4 mm pillar.

Référence *Reference*	Kg	Epaisseur *Thickness*	Type *Type*
3543642	3,6	5	-
3543642 GO	0,7	5	2
3543642 RA	2,9		1

Charnières de ridelles / *Dropside hinges*

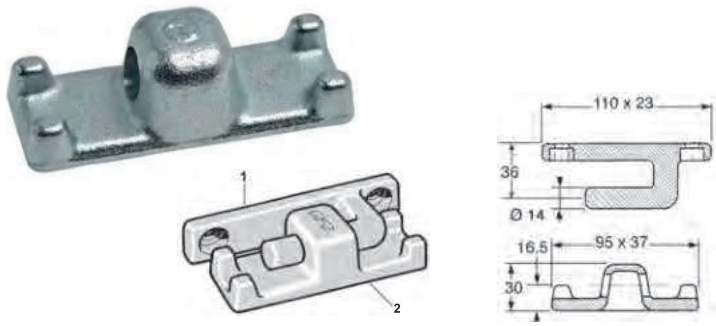

Charnière de ridelle à décrochage latéral, complète, support zingué.
Complete dropside hinge, laterally unhooking, zinc plated gudgeon with securing holes, zinc plated steel bracket.

Référence *Reference*	Kg	Type *Type*
3543617	0,58	1 + 2
3543617GO	0,305	1
3543617SU	0,275	2

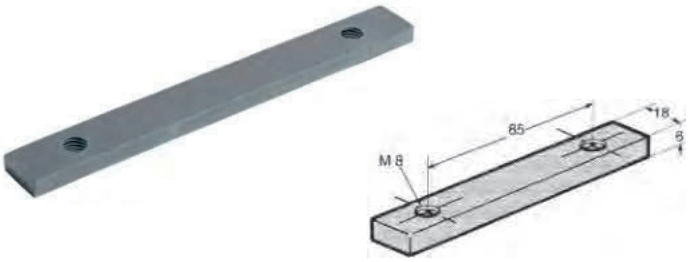

Barrette acier zingué pour charnière de ridelle. Pour 3543617.
Zinc plated steel brace for dropside hinge. For 3543617.

Référence *Reference*	Kg	Pour *For*	
3543620	0,14	3543617	10



Charnière de ridelle complète petit modèle à décrochage latéral, barette zinguée.
Small dropside hinge complete, unhooked laterally, zinc plated steel fixing plate.

Référence *Reference*	Kg	Type *Type*	Finition *Finish*	
3543658	0,485	1 + 2 + 3		
3543658GO	0,220	1	Acier zinc-nickel *Zinc-nickel steel*	
3543658SU	0,185	2	Acier zinc-nickel *Zinc-nickel steel*	
3543656BA	0,080	3	Acier zingué *Zinc plated*	10

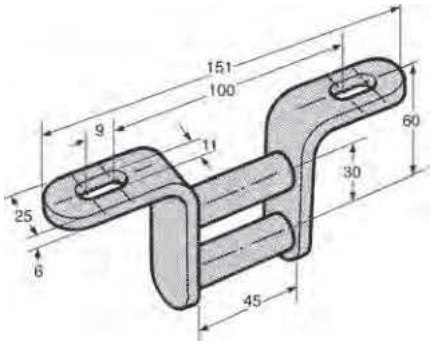

Articulation seule de charnière de ridelle, percée.
Hinge with securing holes.

Référence *Reference*	Kg	Finition *Finish*
3543621 S	0,35	Galvanisé *Galvanized steel*

Charnières de ridelles / *Dropside hinges*

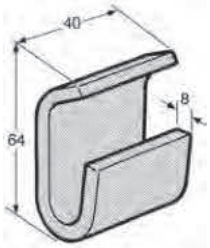

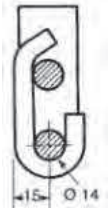

Support seul, acier brut, se monte avec les articulations 3543621 S.
Self colour steel bracket for hinges 3543621 S.

Référence *Reference*	Kg	Pour *For*
3543625	0,25	3543621 S

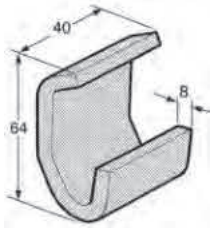

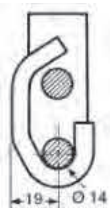

Support seul déporté, acier brut, se monte avec les articulations 3543621 S.
Self colour steel bracket for hinges 3543621 S.

Référence *Reference*	Kg	Pour *For*
3543626	0,25	3543621 S

Charnière de ridelle à double articulation, complète.
Complete double articulation dropside hinge.

Référence *Reference*	Kg	Type *Type*	
3543616	0,745	1 + 2	
3543616AR	0,480	1	
3543616SU	0,265	2	10

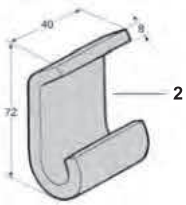

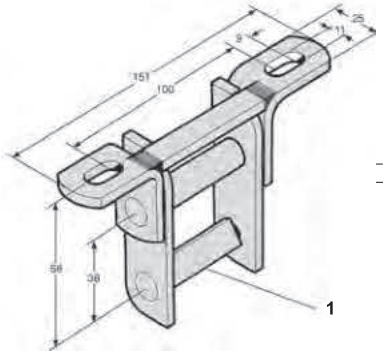

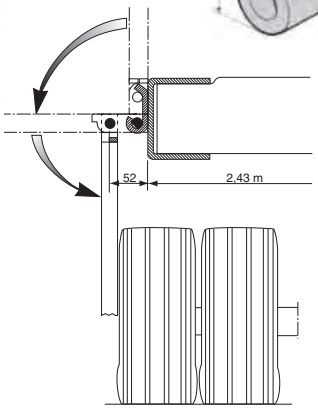

La double articulation de cette charnière permet de rabattre complètement la ridelle en écartant son axe de rotation de 52 mm par rapport à la rive.
The double articulation of this hinge allows the drop-side to fold back completely, moving a side the axis of rotation of 52 mm related to the siderave.

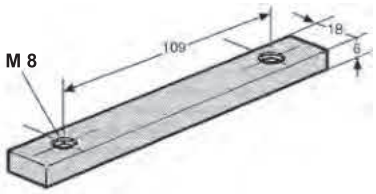

Barrette acier zingué pour charnière de ridelle.
Zinc plated steel brace for dropside hinge.

Référence *Reference*	Kg	Pour *For*	
3543618	0,16	3543616 3543621 S 3543637	10

Charnières de ridelles / *Dropside hinges*

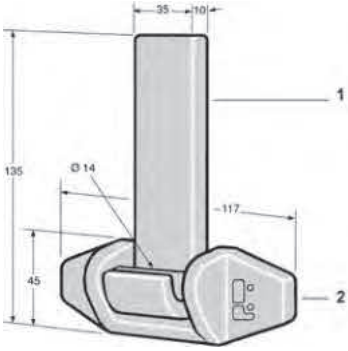

Penture décrochable complète, acier brut.
Complete removable hinge, self colour steel.

Référence *Reference*	Kg	Type *Type*
3444036	0,95	1 + 2
3444036PE	0,43	1
3444036SU	0,435	2

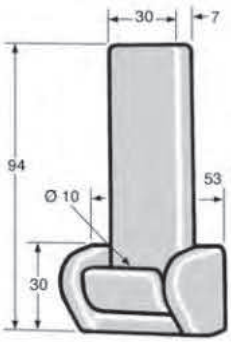

Penture décrochable complète, acier peint.
Complete removable hinge, painted steel.

Référence *Reference*	Kg
3444041	0,3

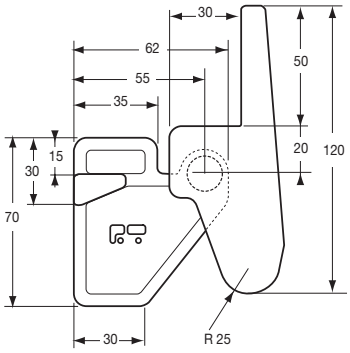

Charnière de ridelle 3 positions, acier brut.
3 positions hinge, self colour steel.

Référence *Reference*	Kg
3543578	0,93

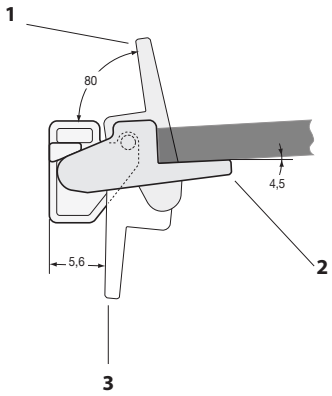

1 : Position fermée maxi. 2 : Position intermédiaire. 3 : Position ouverte maxi.
1 : Closed maxi. 2 : Middle position. 3 : Opened maxi.

Tendeurs de bâches / *Curtain tensioners*

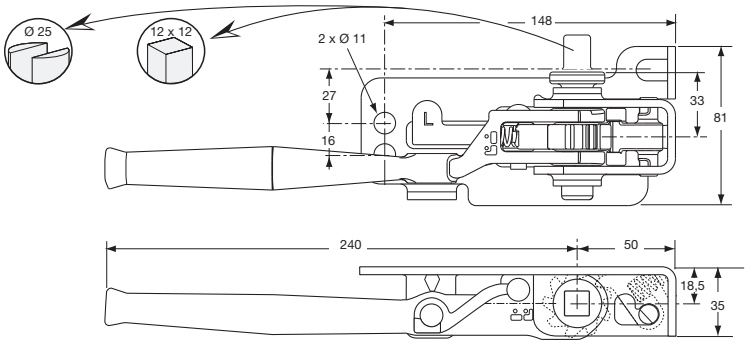

Tendeur de bâche Ø 25, à cliquet, épaisseur 35 mm, acier galvanisé/dacromet, le visuel représente le modèle gauche.
Rawning tightener Ø 25, thickness 35 mm, galvanized/dacromet steel, the visual represents the lefthand side

Référence *Reference*	Kg	Ø	Epaisseur *Thickness*	Côté *Hand*
3110875	1,25	25	35	Droit (e) *Right*
3110876	1,25	25	35	Gauche *Left*

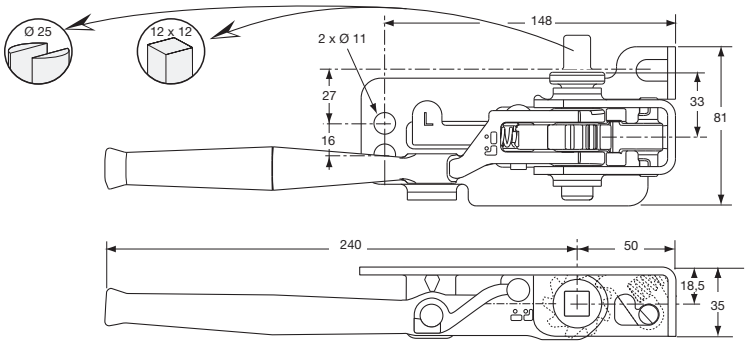

Tendeur de bâche carré de 12 x 12, à cliquet, épaisseur 35 mm acier galvanisé/dacromet, le visuel représente le modèle gauche.
Rawning tightener 12 x 12 square, thickness 35 mm, galvanized/dacromet steel, the visual represents the lefthand side.

Référence *Reference*	Kg	Epaisseur *Thickness*	Côté *Hand*
3110877	1,25	35	Droit (e) *Right*
3110878	1,25	35	Gauche *Left*

Tendeurs de bâches / *Curtain tensioners*

Tendeur de bâche carré de 12, à cliquet, épaisseur 40 mm acier galvanisé dacromet, le visuel représente le modèle droit.
Rawning tightener 12 x 12 square, thickness 40 mm, galvanized/dacromet steel. The visual represents the righthand side.

Référence *Reference*	Kg	Epaisseur *Thickness*	Côté *Hand*
3110893	1,295	40	Droit (e) Right
3110894	1,295	40	Gauche Left

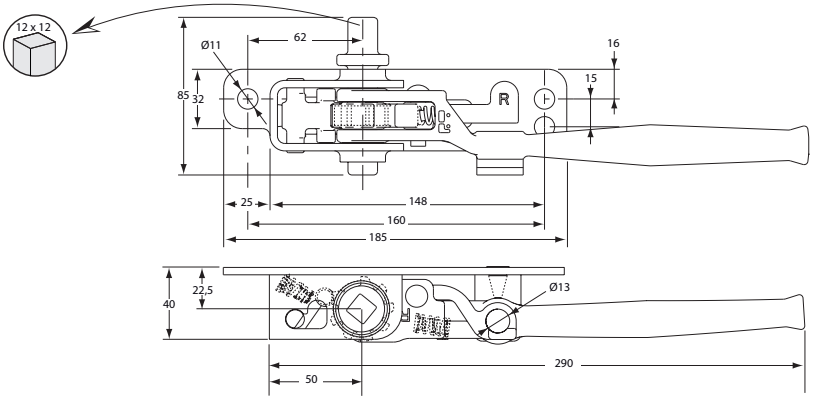

Tendeur de bâche, acier zingué passivé, le visuel représente le modèle gauche.
Curtain tensioner, zinc plated yellow passivated steel, the visual represents the lefthand side.

Référence *Reference*	Kg	Côté *Hand*
3110275DR	3,5	Droit (e) Right
3110275GA	3,5	Gauche Left

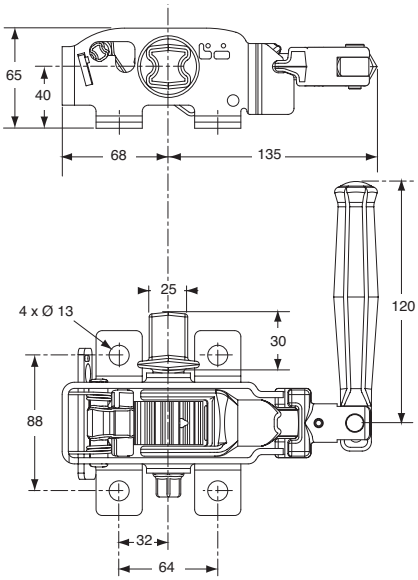

Tendeurs de bâches / *Curtain tensioners*

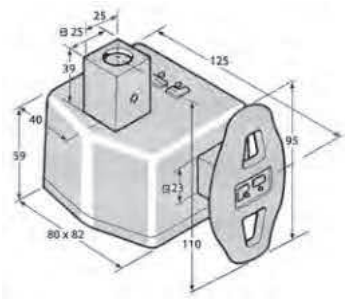

Tendeur de bâche avec poignée, fonte zinguée. Il est fortement déconseillé de souder cette pièce. Le visuel représente le modèle droit.
Cast iron rawning tightener with handle. Not to be welded. The visual represents the righthand side.

Référence *Reference*	Kg	Côté *Hand*
3110234DR	2,1	Droit (e) *Right*
3110234GA	2,1	Gauche *Left*

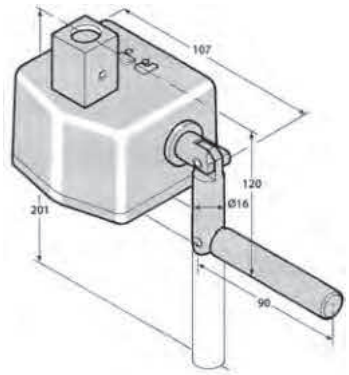

Tendeur de bâche avec manivelle, fonte zinguée. Il est fortement déconseillé de souder cette pièce. Le visuel représente le modèle droit.
Cast iron rawning tightener with crank. Not te be welded. The visual represents the righthand side.

Référence *Reference*	Kg	Côté *Hand*
3110238DR	1,95	Droit (e) *Right*
3110238GA	1,95	Gauche *Left*

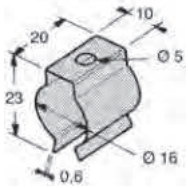

Agrafe acier zingué pour 3110238DR, 3110238GA.
Zinc plated steel hook for 3110238DR, 3110238GA.

Référence *Reference*	Kg
3110240	0,005

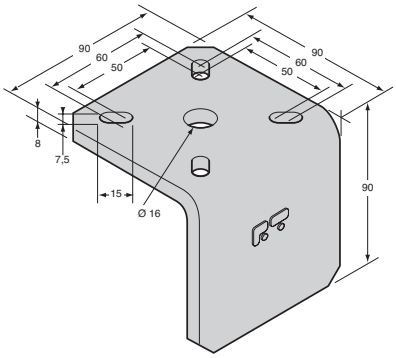

Support tendeur de bâche, acier zingué pour 3110238DR, 3110238GA, 3110234DR, 3110234GA.
Zinc plated steel support for rawning tightener for 3110238DR, 3110238GA, 3110234DR, 3110234GA.

Référence *Reference*	Kg
3110239	0,95

Tendeurs de bâches / *Curtain tensioners*

Tendeur de bâche carré de 12 x 12, acier cataphorèse, le visuel représente le modèle droit.
Curtain tensioner 12 x 12 square, cataphoresis steel. The visual represents the righthand side.

Référence *Reference*	Kg	Côté *Hand*
3110862	0,69	Droit (e) *Right*
3110863	0,69	Gauche *Left*

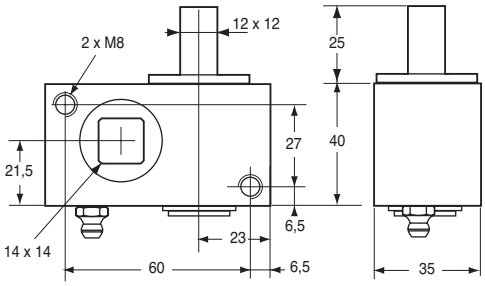

31.10863 31.10862

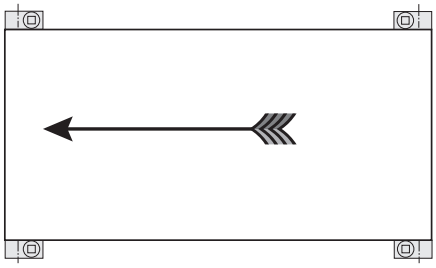

31.10862 31.10863

Tendeur de bâche Ø 25, acier cataphorèse, le visuel représente le modèle droit.
Curtain tensioner Ø 25, cataphoresis steel, the visual represents the right side.

Référence *Reference*	Kg	Côté *Hand*
3110860	0,72	Droit (e) *Right*
3110861	0,72	Gauche *Left*

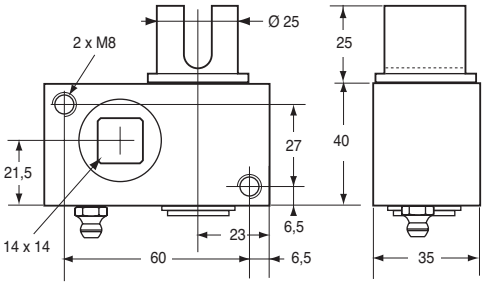

31.10861 31.10860

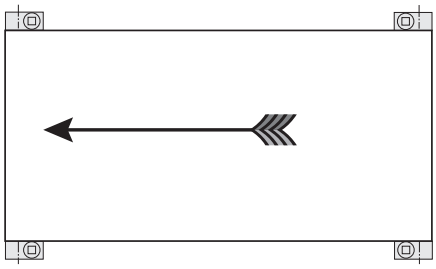

31.10860 31.10861

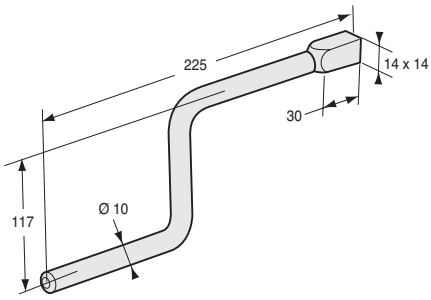

Clé acier zingué passivé, pour tendeur.
Crank, passivated zinc plated for tensioner.

Référence *Reference*	Kg	Pour *For*
3110854	0,3	3110860 3110861 3110862 3110863

Profils d'accrochage et de tension / *Hanging and tensioning profiles*

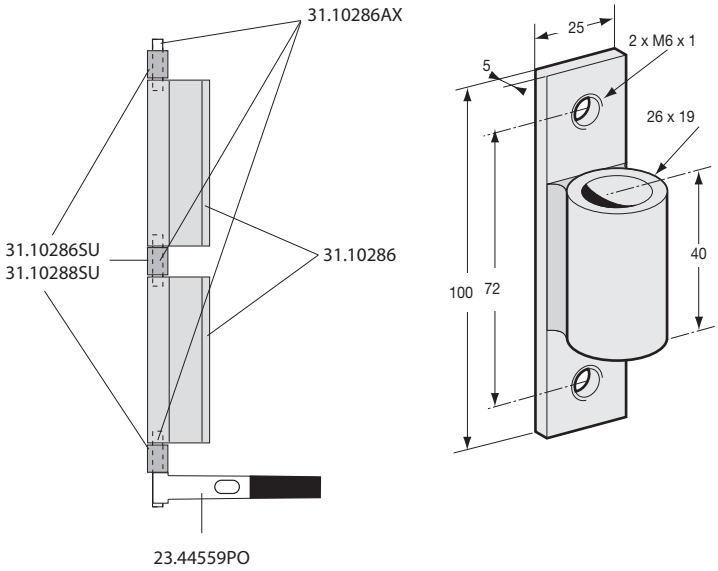

Palier à visser pour profil 3110286, 3110287.
Bolt-on bracket for 3110286, 3110287 profile.

Référence *Reference*	Kg
3110288SU	0,24

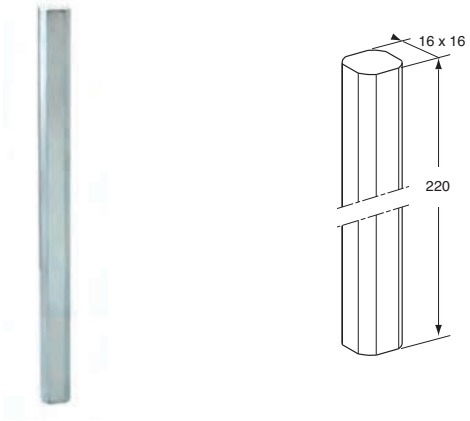

Axe acier zingué pour profil 3110286, 3110287.
Zinc plated steel rod for 3110286, 3110287, profile.

Référence *Reference*	Kg
3110286AX	0,4

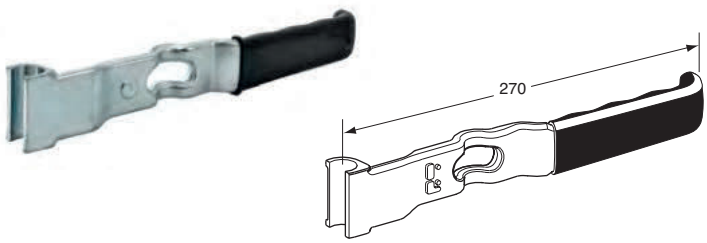

Poignée acier zingué pour 3110286, 3110287.
Zinc plated steel handle for 3110286, 3110287.

Référence *Reference*	Kg
2344559PO	0,75

Profils d'accrochage et de tension / *Hanging and tensioning profiles*



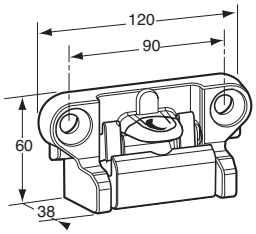

Verrou de poignée, fonte zinguée, pour 2344559PO.
Handle catch, zinc plated casting, for 2344559PO.

Référence *Reference*	Kg	Pour *For*
2344523VP	0,65	2344559PO

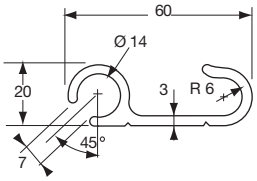

Profil d'accrochage de bâche, aluminium brut.
Hooking cover profile, raw aluminium.

Référence *Reference*	Longueur *Length*
3110245	3,25

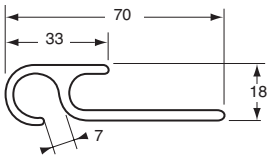

Profil d'accrochage de bâche, aluminium brut.
Hooking cover profile, raw aluminium.

Référence *Reference*	Longueur *Length*
3110270	2,5
3110272	3,25

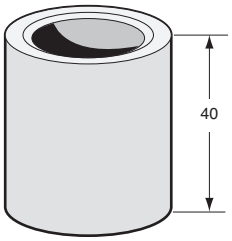

Bague acier dacromet pour 3110266 et 3110267.
Dacromet steel Bush for 3110266 and 3110267

Référence *Reference*	Kg	Pour *For*
3110879BA	0,06	3110266 3110267

Profils d'accrochage et de tension / *Hanging and tensioning profiles*

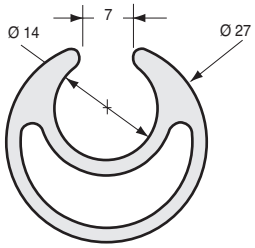

Profil d'accrochage de bâche, aluminium brut.
Tightener cover profile, self colour aluminium.

Référence *Reference*	Ø	Longueur *Length*
3110932	27	3,25

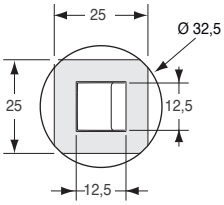

Profil de tension de bâche assemblé avec connecteur 12 x 12 mm réf. 3110927.
Curtain tensionning profil assembly with 12 x 12 mm connector ref. 3110927.

Référence *Reference*	Kg	Longueur *Length*
3110937	2,39	3,29

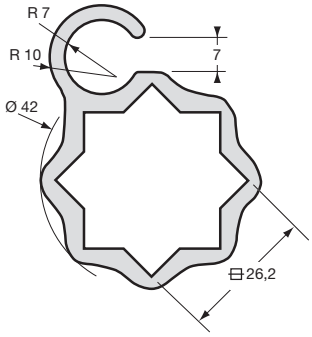

Profil tendeur de bâche, aluminium brut.
Tightener cover profile raw aluminium.

Référence *Reference*	Longueur *Length*
3110247	3,25

Jonc d'accrochage de bâche.
Plastic profile to fix tarpaulin.

Référence *Reference*	Kg	Longueur *Length*	Pour *For*
3110273	0,25	3200	3110267 3110932 2110247 3110249 3110937 3110245 3110254 3110270 3110272 3110065 3110065TE 3110374

Connecteurs et accessoires / *Connectors and accessories*

Connecteur complet acier géomet pour tendeur carré 12 x 12 et profil 3110132.
Complet connector geomet steel for curtain tensioner 12 x 12 and profile 3110132.

Référence *Reference*	Pour *For*	Composition *Composition*
3110927	3110862 3110863 3110877 3110878 3110893 3110894 3110895 3110896 3110932	3110927CS x1 3110879GO x1

Connecteur complet, acier géomet pour tendeur Ø 25 mm et profil 3110932.
Complet connector, geomet steel for curtain tensioner Ø 25 mm and profil 3110932.

Référence *Reference*	Kg	Pour *For*	Composition *Composition*
3110928	0,145	3110860 3110861 3110875 3110876 3110897 3110898 3110932	31.10879GO x 1 31.10928CS x 1

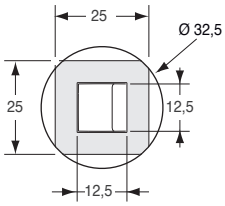

Connecteur seul, acier geomet.
Connector only, geomet steel.

Référence *Reference*
3110927CS

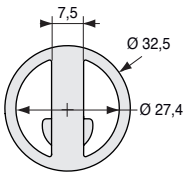

Connecteur seul, acier géomet.
Connector only, geomet steel.

Référence *Reference*	
3110928CS	2

Goupille.
Pin.

Référence *Reference*	
3110879GO	50

Connecteurs et accessoires / *Connectors and accessories*

Embout supérieur Ø 27, acier géomet pour profil.
Steel upper end fitting Ø 27, geomet steel, for aluminium profile.

Référence *Reference*	Kg	Ø	Pour *For*
3110925	0,159	27	3110932 3110936 3110937 3110942

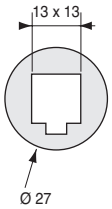

Connecteur carré laiton brut pour tendeur carré 12 x 12 et profil 3110932.
Brass plug for tensioners 12 x 12 and profile 3110932.

Référence *Reference*	Kg	Ø	Pour *For*
3110864	0,145	27	3110862 3110863 3110877 3110878 3110893 3110894 3110895 3110896 3110932

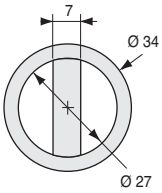

Connecteur laiton brut pour tendeur Ø 25 mm 3110860/861/875/876 et profil 3110932.
Brass plug for tensioners Ø 25 mm 3110860/861/875/876 and profile 3110932.

Référence *Reference*	Kg	Ø	Pour *For*
3110866	0,19	34	3110860 3110861 3110875 3110876 3110897 3110898 3110932

Trappes complètes / *Complete ventilation door*



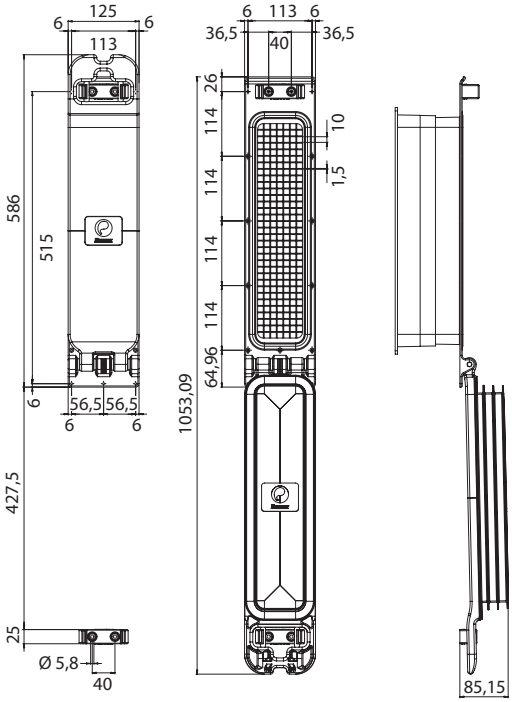

OXZY

Trappe de ventilation ou de décompression.
Ventilation or decompression door.

Référence *Reference*	Kg	E	Type *Type*
240511758	2,70	60 à 110 *60 to 110*	Ventilation *Ventilation*
240511796	2,70	45	Décompression *Decompression*

240511758 : Utilisable en trappe de décompression sur panneau de cloison mobile de 45 mm.
240511758 : Adaptable as a decompression trap for partition wall of 45 mm thickness.

Trappes complètes / *Complete ventilation door*

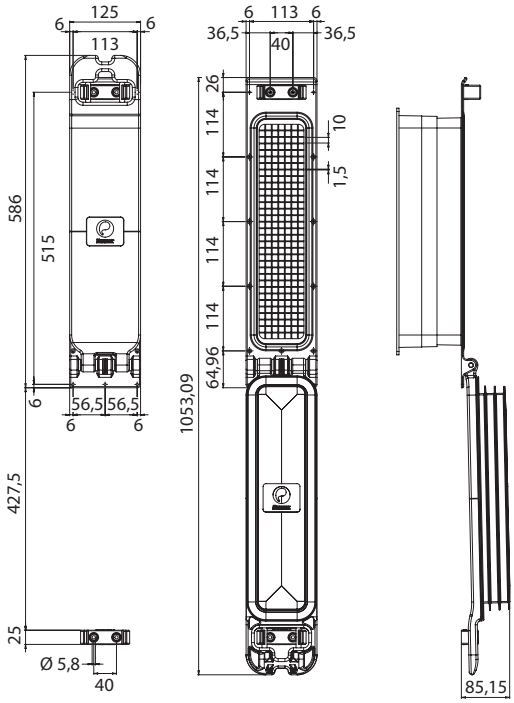

OXZY

Trappe de ventilation blanche sans moustiquaire.
White ventilation door without mosquito net.

Référence *Reference*	Kg	E (mm)
240511895	2,70	60 à 110 *60 to 110*

Accessoires pour trappes de ventilation / *Accessories for ventilation door*

Perche pour trappe de ventilation OXZY.
Pole for ventilation door OXZY.

Référence *Reference*	Kg	Longueur *Length*
240511759	0,90	2484

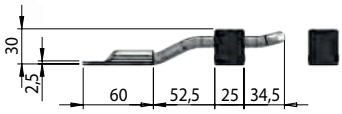

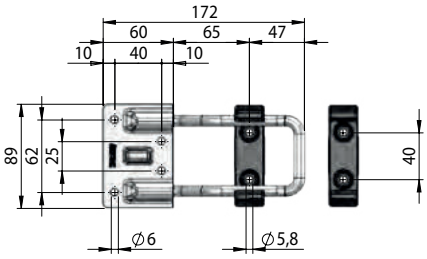

Verrouillage pour trappe de ventilation avec 2 gâches en plastique.
Snap-on lock for ventilation door with 2 plastic clamps.

Référence *Reference*	Finition *Finish*
027711149	Acier inoxydable *Stainless steel*

Configurez ce produit dans notre configurateur en ligne NEMO sur www.pommier.eu
Configure this product in our NEMO online configurator at www.pommier.eu

01 RELEVEUR *LIFTING DEVICE* > **02** RAIL DE COULISSEMENT *SLIDING RAIL* > **03** COMPAS À GAZ *GAS SPRING* > **04** DISPOSITIF DE VERROUILLAGE AU PAVILLON *STOWING DEVICE* > **05** ACCESSOIRES COMPLÉMENTAIRES *COMPLEMENTARY ITEMS*

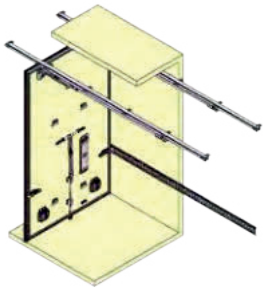

Releveurs de cloison mobile Automatiques / *Automatic lifting device*

POWERLIFT 6S

01 RELEVEUR *LIFTING DEVICE* > **02** RAIL DE COULISSEMENT *SLIDING RAIL*

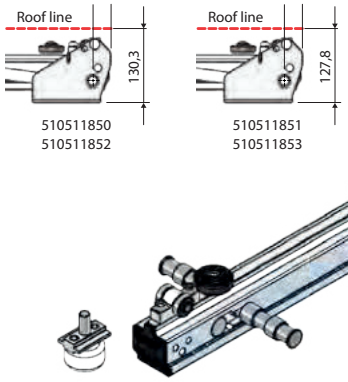

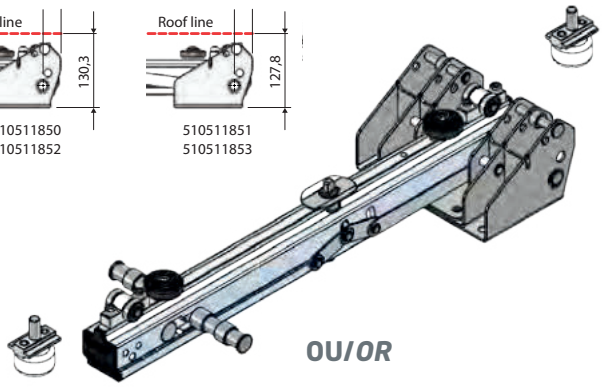

OU/*OR*

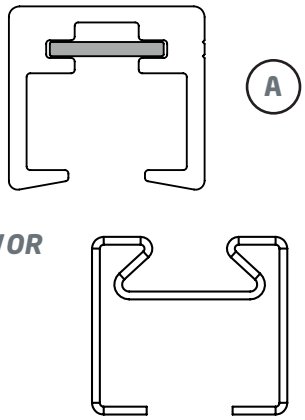

Coulissement *Sliding*	Roulements inox *Stainless steel Roller bearing* Référence *Reference*		Bagues inox *Stainless steel bush* Référence *Reference*	
Rail aluminium *Aluminium rail*	510511850	2	510511852	2
Rail acier zingué *Zinc plated rail*	510511851	2	510511853	2

Rails *Rails*	Aluminium *Aluminium* (A) Référence *Reference*			Acier zingué *Zinc plated steel* (B) Référence *Reference*
Longueur / *Length*	3 m	2	6 m	7 m	7 m
Rail / *Rail*	510510555T300		510510555A	510510555	510511643
Support / *Bracket*			510510554		510511016
Crémaillère / *Locking track*			3,46 m 510510556		-

03 COMPAS À GAZ *GAS SPRING* > **04** DISPOSITIF DE VERROUILLAGE AU PAVILLON *STOWING DEVICE*

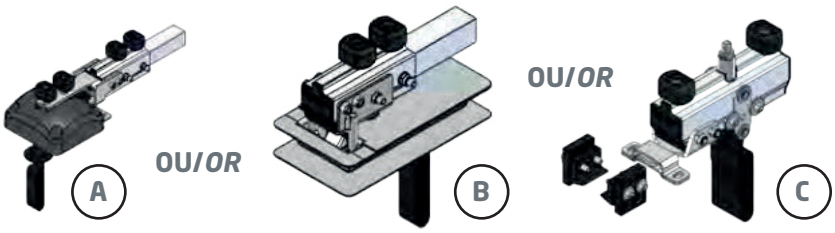

Compas à gaz *Gas spring*	Référence *Reference*
1500 N	510511824N1500
2000 N	510511824N2000
2500 N	510511824N2500
3000 N	510511824N3000

Dispositif de verrouillage position horizontale *Stowing device*	Automatique en applique *External automatic* (A) Référence *Reference*	Automatique à encastrer *Recessed automatic* (B) Référence *Reference*	Manuel *Manual* (C) Référence *Reference*
Verrou / *Stowing device*	510511825	510511826	510511867
Prolongateur / *Extension*	510511823	510511823	-
Tube 2,9 m / *Tube 2,9 m*	605011957	605011957	-

Releveurs de cloison mobile Manuel / *Manual lifting device*

POMMIER

POWERLIFT 6S

01 RELEVEUR
LIFTING DEVICE

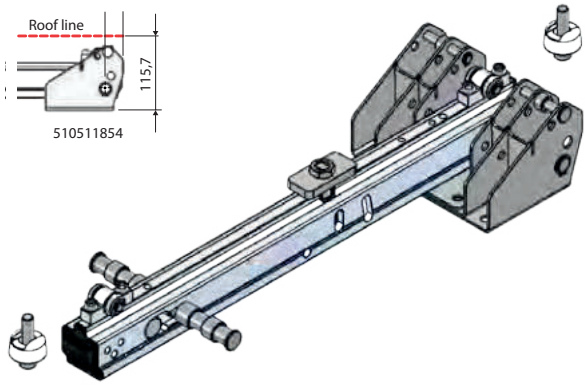

Coulissement *Sliding*	Bagues inox *Stainless steel bush*	
Référence *Reference*	510511854	2

02 RAIL DE COULISSEMENT
SLIDING RAIL

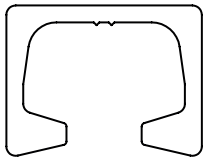

Rails *Rails*	Aluminium *Aluminium*			
	Référence *Reference*		Référence *Reference*	Référence *Reference*
Longueur / *Length*	3 m	2	6 m	7 m
Rail / *Rail*	800507247T300		800507246	800507247

03 COMPAS À GAZ
GAS SPRING

Compas à gaz *Gas spring*	Référence *Reference*
1500 N	510511824N1500
2000 N	510511824N2000
2500 N	510511824N2500
3000 N	510511824N3000

04 DISPOSITIF DE VERROUILLAGE AU PAVILLON
STOWING DEVICE

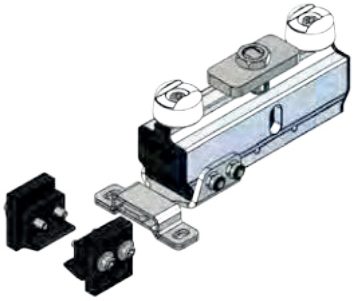

Dispositif de verrouillage position horizontale *Stowing device*	Manuel *Manual*
	Référence *Reference*
Verrou / *Stowing device*	510511868

01 RELEVEUR *LIFTING DEVICE* > **02** RAIL DE COULISSEMENT *SLIDING RAIL* > **03** DISPOSITIF DE VERROUILLAGE AU PAVILLON *STOWING DEVICE*

Releveurs de cloison mobile Légère / *Lifting device for light partition wall*

POMMIER

LP-LIFT

01 RELEVEUR *LIFTING DEVICE* > **02** RAIL DE COULISSEMENT *SLIDING RAIL*

A **OU/*OR*** B





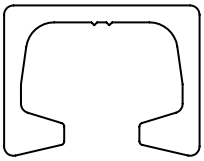

Coulissement *Sliding*	**Patin plastique** *Plastic pad*	**Bagues inox** *Stainless steel bush*
Référence *Reference*	510511952	510511953
Description *Description*	**Releveur LP-LIFT BASIC** *Lifting device LP-LIFT BASIC*	**Releveur LP-LIFT PRORAIL** *Lifting device LP-LIFT PRORAIL*

Rails *Rails*	**Aluminium** *Aluminium*			
	Référence *Reference*		Référence *Reference*	Référence *Reference*
Longueur / *Length*	3 m	2	6 m	7 m
Rail / *Rail*	800507247T300		800507246	800507247

OU/*OR*

C

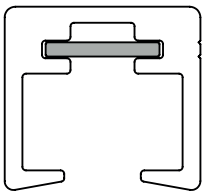

Coulissement *Sliding*	**Roulements inox** *Stainless steel roller bearings*
Référence *Reference*	510511954
Description *Description*	**Releveur LP-LIFT ULTIMATE** *Lifting device LP-LIFT ULTIMATE*

Rails *Rails*	**Aluminium** *Aluminium*			
	Référence *Reference*		Référence *Reference*	Référence *Reference*
Longueur / *Length*	3 m	2	6 m	7 m
Rail / *Rail*	510510555T300		510510555A	510510555
Support / *Bracket*			510510554	
			3,46 m	
Crémaillère / *Locking track*			510510556	

Releveurs de cloison mobile Légère / *Lifting device for light partition wall*

LP-LIFT

03 DISPOSITIF DE VERROUILLAGE AU PAVILLON
STOWING DEVICE

A

OU/*OR*

B

Dispositif de blocage position horizontale *Stowing device*	**Manuel** *Manual*	**Manuel** *Manual*
Référence *Reference*	510511955	510511956
Description *Description*	**Dispositif de blocage pour LP-LIFT BASIC & PRORAIL** *Stowing device for LP-LIFT BASIC & PRORAIL*	**Dispositif de blocage pour LP-LIFT ULTIMATE** *Stowing device for LP-LIFT ULTIMATE*

Accessoires complémentaires / *Complementary items*

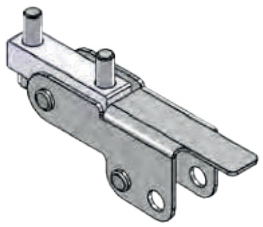

Système de déverrouillage en position verticale pour POWERLIFT 6S.
Unlocking device in vertical position for POWERLIFT 6S.

Référence *Reference*	Kg	Finition *Finish*
510511821	0,220	Inox *Stainless Steel*

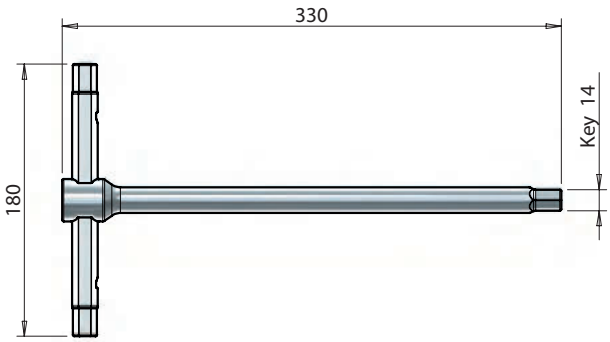

Clé Allen en T de 14 mm.
«T» Allen key for 14 mm.

Référence *Reference*	Kg	Finition *Finish*
740510817	0,880	Inox *Stainless Steel*

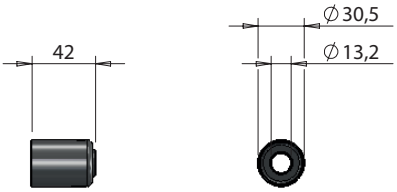

Capuchon de protection pour compas à gaz.
Rubber protection cover for gas spring of power lift.

Référence *Reference*	Kg	Finition *Finish*
710511283	0,004	Plastique *Plastic*

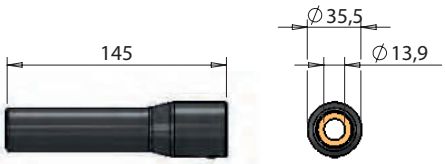

Tube de protection pour compas à gaz.
Double stage protective sleeve for power lift gas springs.

Référence *Reference*	Kg	Finition *Finish*
510510925	0,166	Aluminium *Aluminium*

Accessoires complémentaires / *Complementary items*

Fermeture articulée en applique pour blocage de la cloison au sol.
External articulated locking gear to block the partition wall to the floor.

Référence *Reference*	Kg	Finition *Finish*
510511279	4,381	Inox *Stainless Steel*

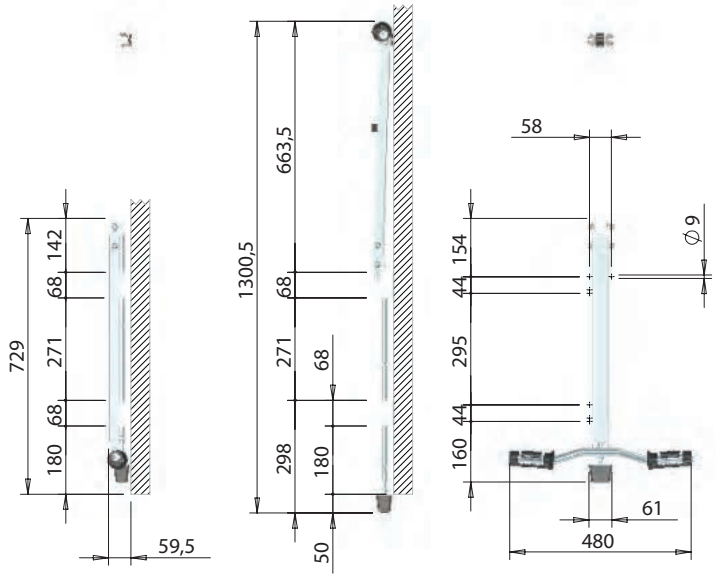

Verrou à ressort pour cloison mobile.
Spring loaded bolt for partition wall.

Référence *Reference*	Kg	Finition *Finish*
741211058	0,680	Plastique *Plastic*

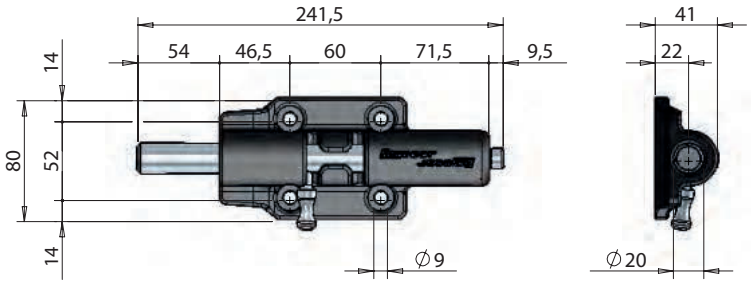

Accessoires complémentaires / *Complementary items*

Poignée de manœuvre pour blocage de la cloison mobile au toit.
External articulated lever to block partition wall horizontally.

Référence *Reference*	Kg	Finition *Finish*
510511689	1,25	Inox *Stainless Steel*

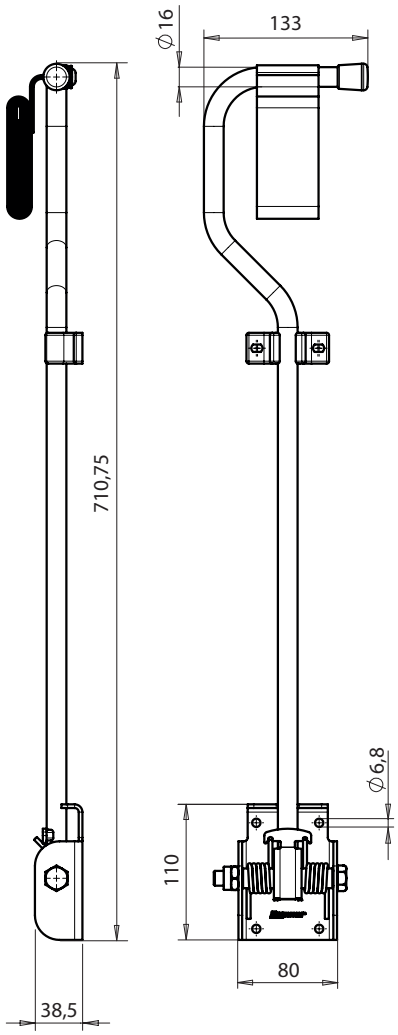

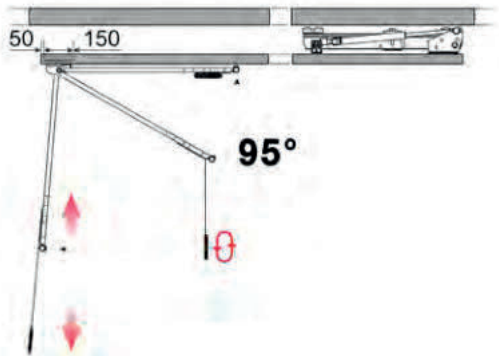

Configurez ce produit dans notre configurateur en ligne NEMO sur www.pommier.eu
Configure this product in our NEMO online configurator at www.pommier.eu

01 RELEVEUR *LIFTING DEVICE* > **02** RAIL DE COULISSEMENT *SLIDING RAIL* > **03** COMPAS À GAZ *GAS SPRING* > **04** DISPOSITIF DE VERROUILLAGE AU PAVILLON *STOWING DEVICE* > **05** ACCESSOIRES COMPLÉMENTAIRES *COMPLEMENTARY ITEMS*

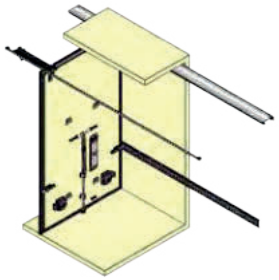

Releveurs de cloison mobile Manuel / *Manual lifting device*

ADELIFT

01 RELEVEUR *LIFTING DEVICE* > 02 RAIL DE COULISSEMENT *SLIDING RAIL*



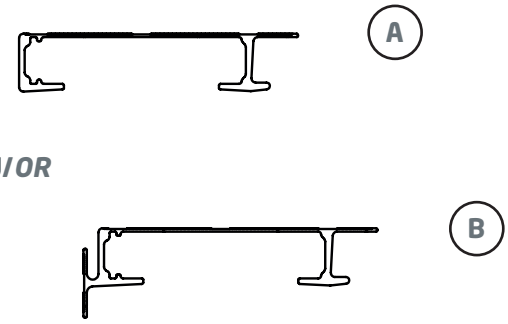

Type de releveur *Lifting device type*	Releveur long *Long lifting device*		Releveur court *Short lifting device*
Référence *Reference*	510511462	2	510511463

Rails Aluminium *Aluminium rails*	NP - Central *NP - Middle*	CP - Coin *CP - Corner*
	(A) Référence *Reference*	(B) Référence *Reference*
Longueur / *Length*	7 m	7 m
Rail / *Rail*	510511429	510511469
Crémaillère / *Locking track*	510510556	510510556

03 COMPAS À GAZ *GAS SPRING* > 04 DISPOSITIF DE VERROUILLAGE AU PAVILLON *STOWING DEVICE*

Compas à gaz *Gas spring*	Référence *Reference*
2500 N	510511427

Dispositif de verrouillage position horizontale *Stowing device*	Standard *Regular*	Urban *Urban*
	Référence *Reference*	Référence *Reference*
Verrou / *Stowing device*	510511428	510511598

Releveurs de cloison mobile Manuel / *Manual lifting device*

ADELIFT

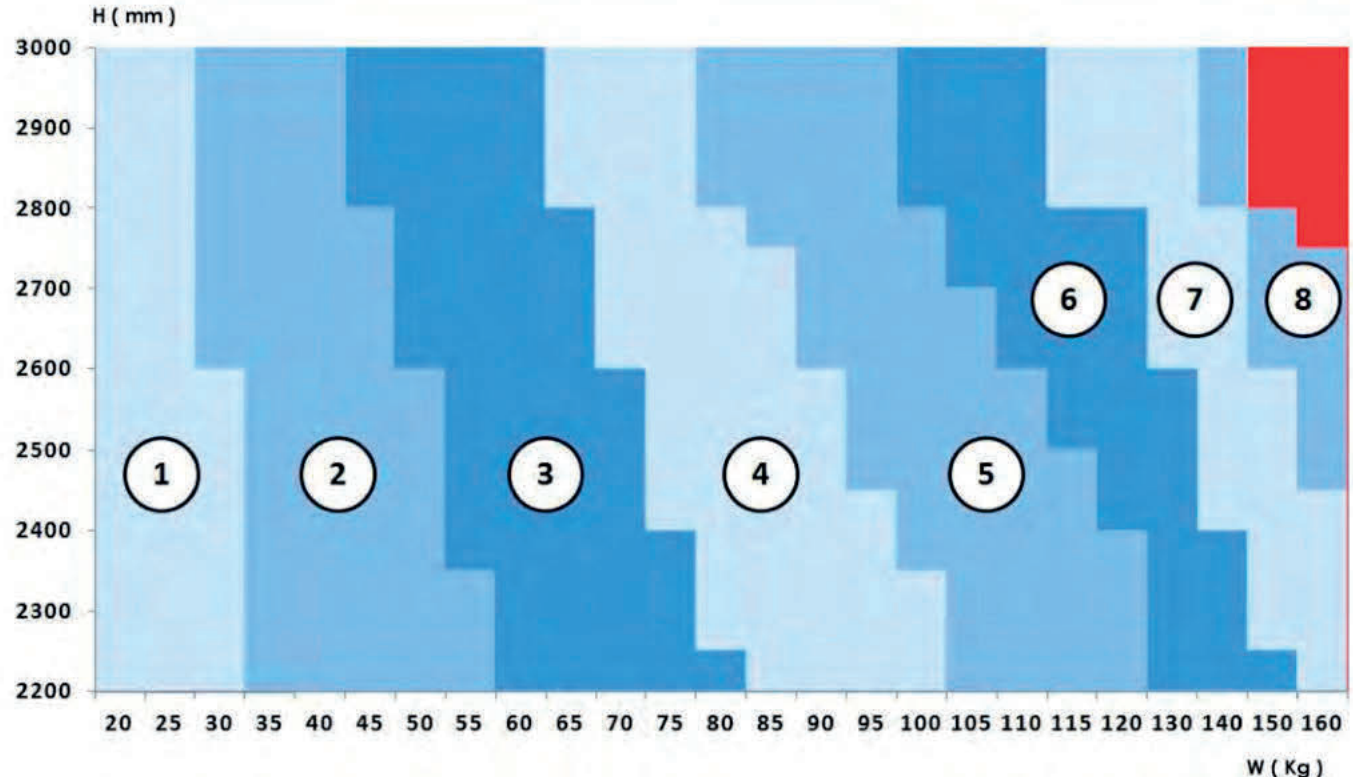

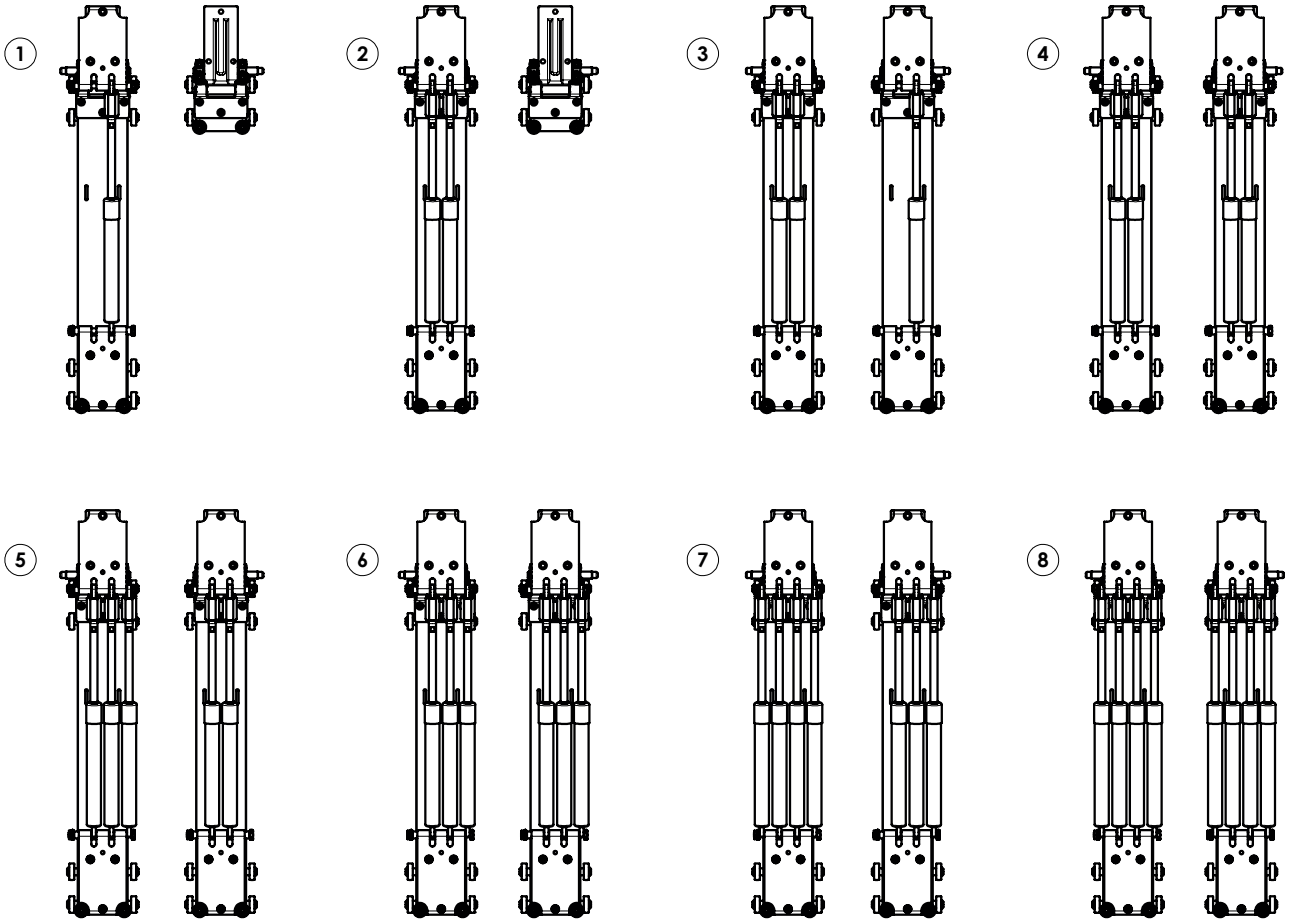

Accessoires complémentaires / *Complementary items*

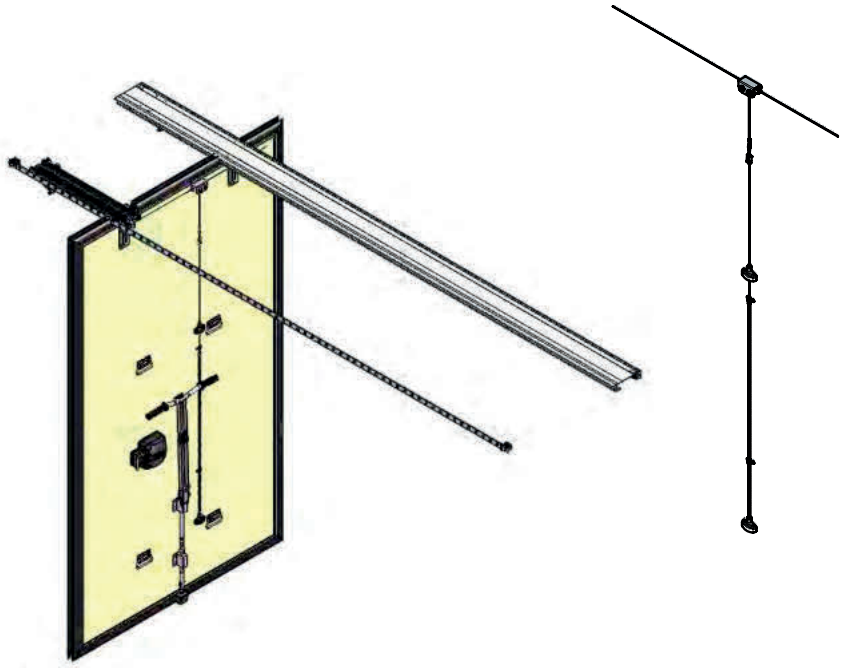

Kit de déverrouillage à câble SOLO.
Cable kit SOLO.

Référence *Reference*	Kg	Finition *Finish*
510511467	0,980	Inox *Stainless Steel*

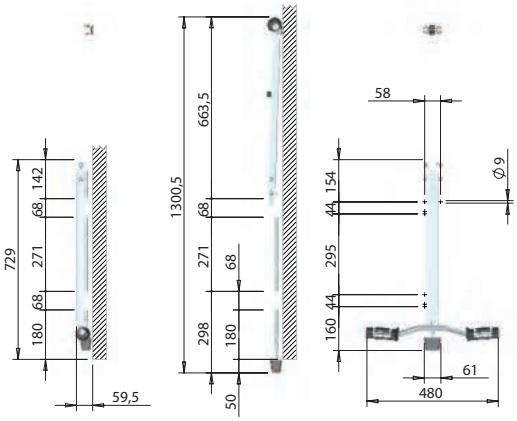

Fermeture articulée en applique pour blocage de la cloison au sol.
External articulated locking gear to block the partition wall to the floor.

Référence *Reference*	Kg	Finition *Finish*
510511279	4,381	Inox *Stainless Steel*

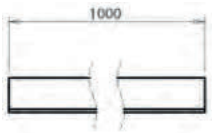

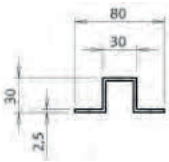

ADELIFT

Oméga brut longueur 1000 mm.
Self colour omega profile length 1000 mm.

Référence *Reference*	Longueur *Length*	Finition *Finish*
510511587	1 m	Aluminium *Aluminium*

Accessoires complémentaires / *Complementary items*

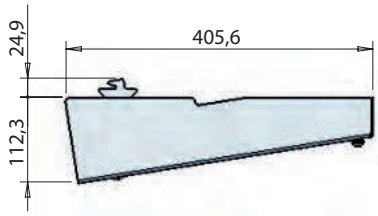

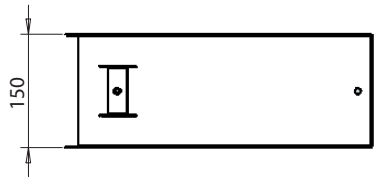

Capot de protection pour compas à gaz.
Gas spring housing.

Référence *Reference*	Kg	Finition *Finish*
510511464	2,010	Inox *Stainless Steel*

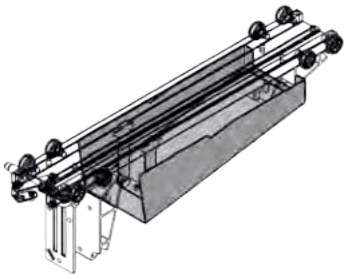



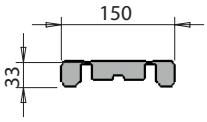

Joint mousse d'isolation.
Insulating gasket.

Référence *Reference*	Kg	Finition *Finish*
510511465	0,025	EPDM *EPDM*



Accessoires complémentaires / *Complementary items*

Poignée de manœuvre pour blocage de la cloison mobile au toit.
External articulated lever to block partition wall horizontally.

Référence *Reference*	Kg	Finition *Finish*
510511689	1,25	Inox *Stainless Steel*

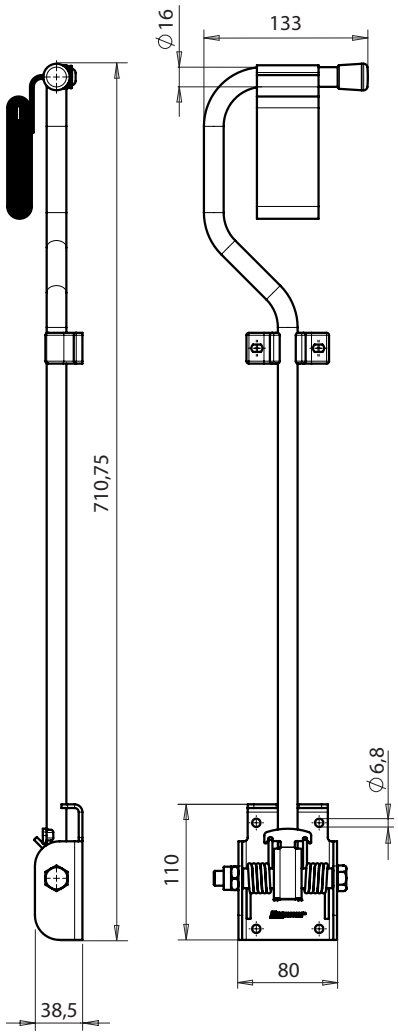

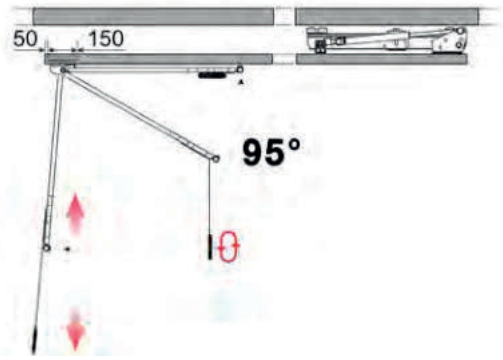

Accessoires complémentaires / *Complementary items*

Verrou à ressort pour cloison mobile.
Spring loaded bolt for partition wall.

Référence *Reference*	Kg	Finition *Finish*
741211058	0,680	Plastique *Plastic*

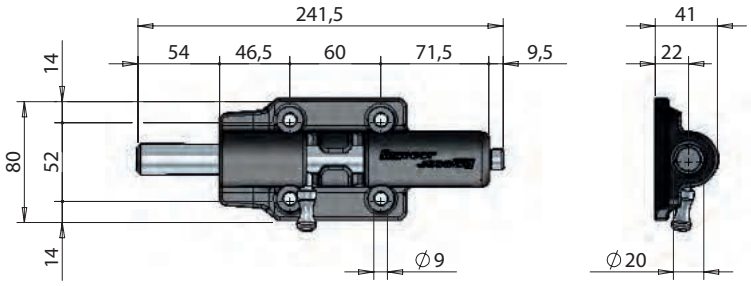

Capuchon de protection pour compas à gaz.
Rubber protection cover for gas spring of power lift.

Référence *Reference*	Kg	Finition *Finish*
710511283	0,004	Plastique *Plastic*

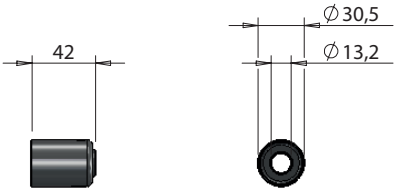

Tube de protection pour compas à gaz.
Double stage protective sleeve for power lift gas springs.

Référence *Reference*	Kg	Finition *Finish*
510510925	0,166	Aluminium *Aluminium*

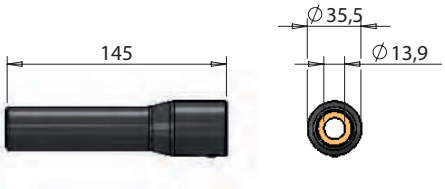

Éclairage à LED / *LED lighting*

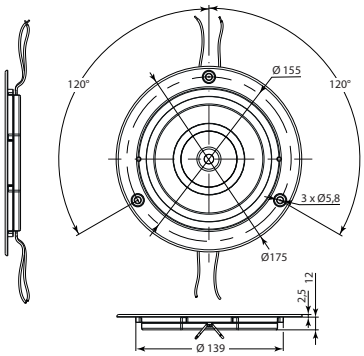

IRIZIUM PR1100

Plafonnier encastré, plastique blanc.
Recessed ceiling light, white plastic.

Référence *Reference*	Kg	A	V	W	lm	°C	IP
4052500	0,116	0,63A @12V 0,33A @24V	12 24	7,56W @12V 7,92W @24V	1100	-35 +50	67

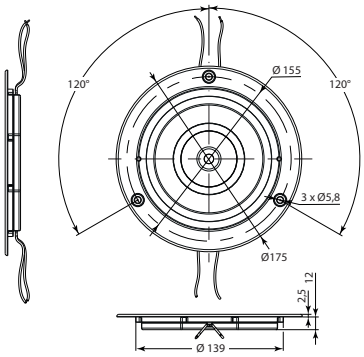

IRIZIUM PR1100 IR

Plafonnier encastré à détecteur infra-rouge, plastique blanc.
Recessed ceiling light with sensor, white plastic.

Référence *Reference*	Kg	A	V	W	lm	°C	IP
4052510	0,116	0,63A @12V 0,33A @24V	12 24	7,56W @12V 7,92W @24V	1100	-35 +50	67

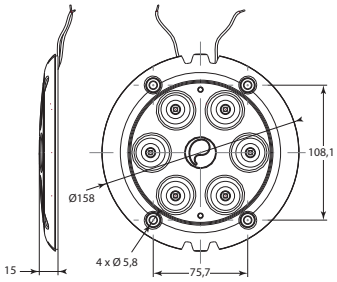

IRIZIUM AX 1000

Plafonnier en applique, aluminium blanc.
White external aluminium ceiling light.

Référence *Reference*	Kg	A	V	W	lm	°C	IP
4052310	0,18	1,32A @ 12V 0,62A @ 24V	12 24	15,84W @12V 14,88W @24V	1021	-40 +80	67

Obturateur de moulure passe fils pour 4052310.
Wire conduit cap for 4052310.

Référence *Reference*	Kg
40522400P	0,004

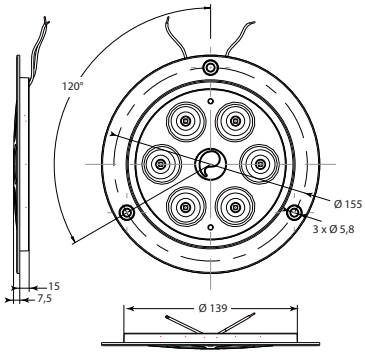

IRIZIUM AR 1000

Plafonnier à encastrer, aluminium blanc.
White recessed aluminium ceiling light.

Référence *Reference*	Kg	A	V	W	lm	°C	IP
4052300	0,192	1,32A @ 12V 0,62A @ 24V	12 24	15,84W @12V 14,88W @24V	1021	-40 +80	67

Éclairage à LED / *LED lighting*

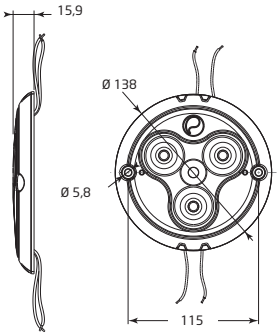

IRIZIUM PX 500

Plafonnier en applique, plastique blanc.
External ceiling light, white plastic.

Référence *Reference*	Kg	A	V	W	lm	°C	IP
4052360	0,116	0,38A @ 24V 0,69A @ 12V	12 24	9,12W @ 24V 8,28W @ 12V	565	-40° +80°	67

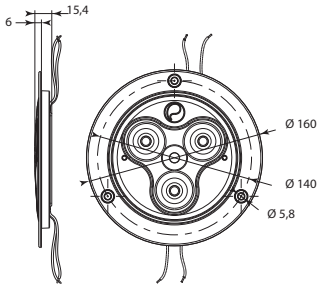

IRIZIUM PR 500

Plafonnier à encastrer, plastique blanc.
Recessed ceiling light, white plastic.

Référence *Reference*	Kg	A	V	W	lm	°C	IP
4052350	0,133	0,38A @ 24V 0,69A @ 12V	12 24	9,12W @ 24V 8,28W @ 12V	565	-40° +80°	67

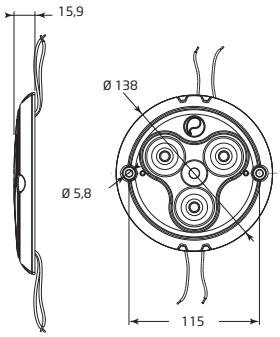

IRIZIUM PX 500 IR

Plafonnier en applique à détecteur, plastique blanc.
External ceiling light, with sensor, white plastic.

Référence *Reference*	Kg	A	V	W	lm	°C	IP
4052380	0,12	0,38A @ 24V 0,69A @ 12V	12 24	9,12W @ 24V 8,28W @ 12V	565	-30° +50°	67

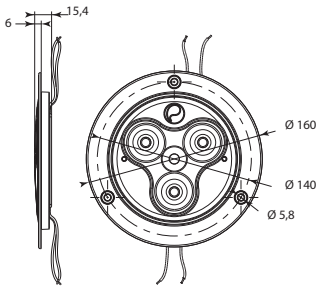

IRIZIUM PR 500 IR

Plafonnier à encastrer à détecteur, plastique blanc.
Recessed ceiling light, with sensor, white plastic.

Référence *Reference*	Kg	A	V	W	lm	°C	IP
4052370	0,132	0,38A @ 24V 0,69A @ 12V	12 24	9,12W @24V 8,28W @ 12V	565	-30° +50°	67

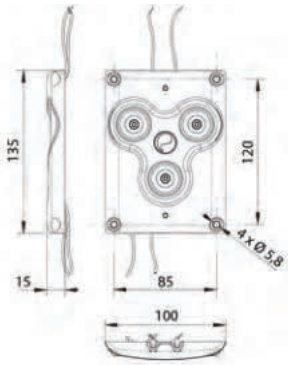

IRIZIUM AX 600

Plafonnier en applique, aluminium blanc.
External ceiling light, white aluminium.

Référence *Reference*	Kg	A	V	W	lm	°C	IP
4052330	0,221	0,29A @ 24V 0,51A @ 12V	12 24	7W @ 24V 6W @ 12V	650	-40 +80	67

Éclairage à LED / *LED lighting*

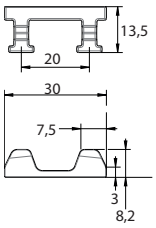

Obturateur de moulure passe-fil pour 4052330.
Wire conduit cap for 4052330.

Référence *Reference*	Kg	
40522500B	0,004	50

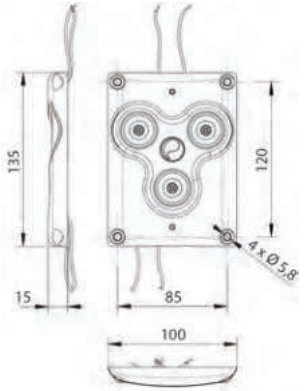

IRIZIUM AX 600 NWC

Plafonnier en applique, sans passe-fils, aluminium blanc.
External ceiling light without wire conduit holes, white aluminium.

Référence *Reference*	Kg	A	V	W	lm	°C	IP
4052335	0,221	0,29A @ 24V 0,51A @ 12V	12 24	7W @ 24V 6W @ 12V	650	-40 +80	67

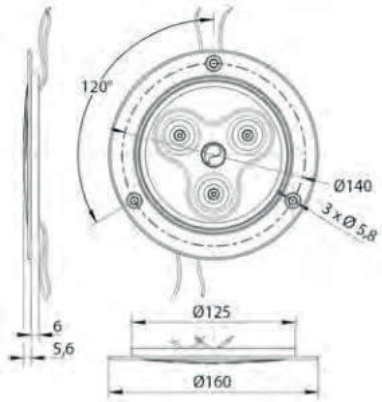

IRIZIUM AR 600

Plafonnier à encastrer, aluminium blanc.
Recessed ceiling light, white aluminium.

Référence *Reference*	Kg	A	V	W	lm	°C	IP
4052320	0,229	0,29A @ 24V 0,51A @ 12V	12 24	7W @ 24V 6W @ 12V	650	-40 +80	67

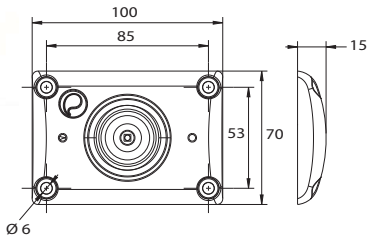

IRIZIUM AX 300

Plafonnier en applique, aluminium blanc.
External ceiling light, white aluminium.

Référence *Reference*	Kg	A	V	W	lm	°C	IP
4052400	0,135	0,31A @ 12V 0,16A @ 24V	12 24	3,9	330	-40 +80	67

Éclairage à LED / *LED lighting*

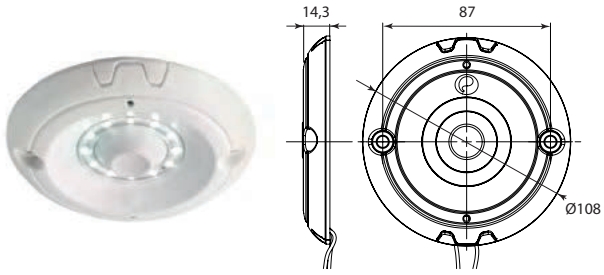

IRIZIUM PX300

Plafonnier en applique, plastique blanc.
External ceiling light, white plastic.

Référence *Reference*	Kg	A	V	W	lm	°C	IP
4052450	0,072	0,11A @24V 0,19A @12V	12 24	2,64W @24V 2,28W @12V	320	-35° +50°	67

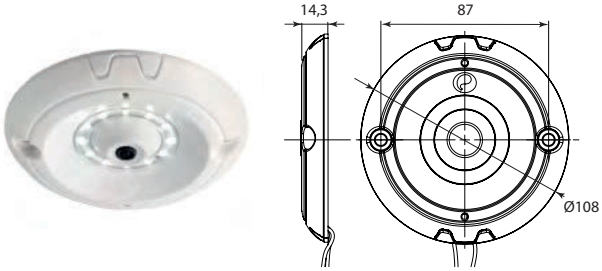

IRIZIUM PX300 SW

Plafonnier en applique avec interrupteur temporisé programmable (10 minutes) et étanche, plastique blanc.
External ceiling light with programmable timed mode (10 minutes), waterproof switch, white plastic.

Référence *Reference*	Kg	A	V	W	lm	°C	IP
4052455	0,072	0,11A @24V 0,19A @12V	12 24	2,64W @24V 2,28W @12V	320	-35° +50°	67

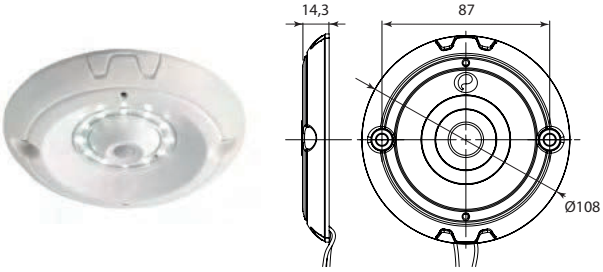

IRIZIUM PX300 IR

Plafonnier en applique à détecteur infra-rouge, plastique blanc.
External ceiling light, with sensor, white plastic.

Référence *Reference*	Kg	A	V	W	lm	°C	IP
4052460	0,072	0,11A @24V 0,19A @12V	12 24	2,64W @24V 2,28W @12V	320	-35° +50°	67

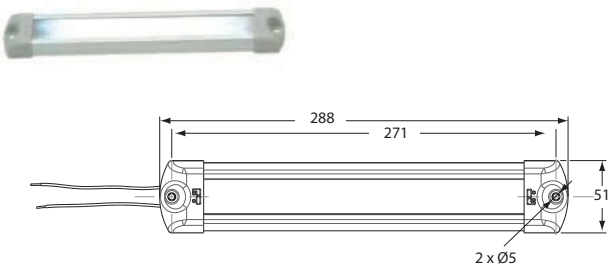

Réglette aluminium à leds.
Aluminium leds strip light.

Référence *Reference*	Kg	A	V	W	lm	°C	IP
4052280	0,13	0,22A @ 12V 0,11A @ 24V	12 24	2,7	188	0 +60	-

Commandes d'éclairages / *Lighting controls*

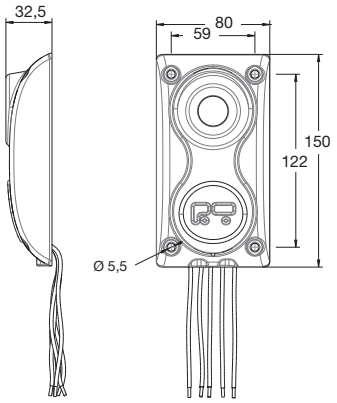

SYOU

Détecteur infrarouge temporisé, charge commutable 10 A.
Infrared sensor. With timer, commutable current 10 A.

Référence *Reference*	Kg	A	V	°C	IP
4051925	0,32	10A	12 24	-30 +50	67

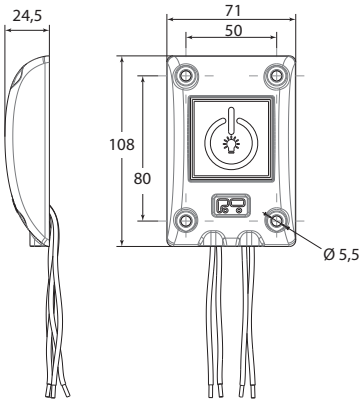

Interrupteur temporisé réglable (0/10/20/45 minutes) en applique. Boitier en aluminium blanc. Préavis de fin de temporisation, charge commutable 15 A.
External adjustable (0/10/20/45 minutes) timer switch. White aluminium housing. End of delay flashing. Commutable current 15 A.

Référence *Reference*	Kg	V	°C	IP
4051916	0,108	12 24	-20 +50	67

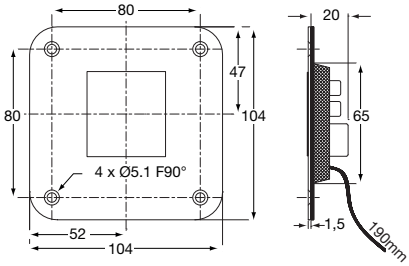

Interrupteur temporisé à encastrer, réglable (0/10/20/45 minutes), avec joints d'étanchéité. Préavis de fin temporisation, charge commutable 15 A.
Recessed timer switch, with foam seal. Adjustable setting (0/10/20/45 minutes). End of delay flashing. Commutable current 15 A.

Référence *Reference*	Kg	V	°C	IP
4051912R	0,196	12 24	-30 +50	67

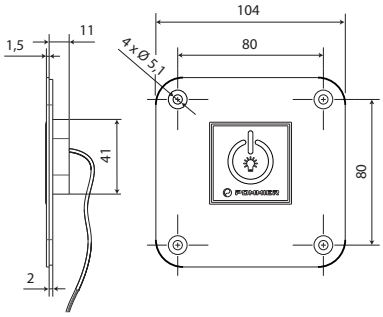

Poussoir auxiliaire sans temporisation pour 4051912R ou 4051916, 4051918.
Auxiliary push button without timer for 4051912R and 4051916, 4051918.

Référence *Reference*	Kg	V	°C	IP
4051913	0,04	12 24	-30 +50	67

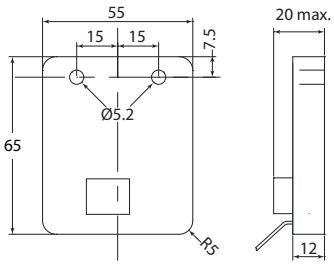

Module de temporisation 20 Min. Charge commutable 10 A.
Timer module, 20 Min delay. Commutable current 10 A.

Référence *Reference*	Kg	V	°C
4051918	0,085	12 24	-20 +50

Alimentations / *Power supplies*

Alimentation 230VAC/12VDC 5A pour plafonnier à Leds.
230VAC/12VDC 5A Power supply for Led ceiling light.

Référence *Reference*	Kg	W
4052226	0,408	60

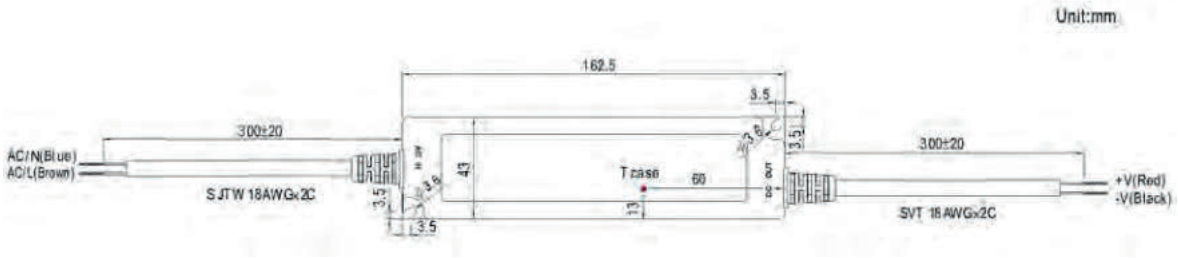

Câblerie et accessoires / *Cables and accessories*

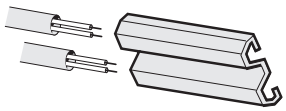

Moulure passe-fil P.V.C. blanc.
White P.V.C. wire conduit.

Référence *Reference*	Kg	Longueur *Length*
4051933	0,075	5





Câble de jonction 5 x 1 mm², cosses 6.35 mm, extensible de 150 à 900 mm. Platines inox avec joints d'étanchéité.
Junction cable 5 x 1 mm², 6.35 mm connectors. Extendable from 150 to 900 mm. Stainless steel plates with gaskets.

Référence *Reference*	Kg	Longueur *Length*
025711174	0,454	150-900

Câblerie et accessoires / *Cables and accessories*

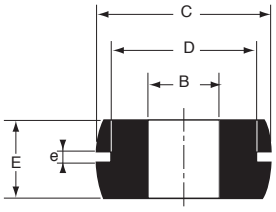

Passe-fil.
Grommets.

Référence *Reference*	B (mm)	C (mm)	D (mm)	E (mm)	e (mm)	
5103340	6	15	10	8	3	
5103350	8	20	12	7	2	
5103351	12	25	18	10	2,5	
5103353	24	44	34	15	2	
5133407	10	19	15	7	2	
5133533	6	15	10	7	2	
5133535	7	15	10	7	2	
5133537	8	19	13	7	2	
5133541	12	29	19	14	5	100

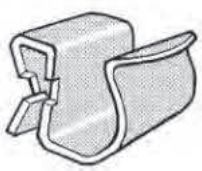

Agrafes pour fixation de câbles. Sur tôle de 2 à 7.
Cables clips. For sheet 2 to 7.

Référence *Reference*	Ø
5052700	06-09
5052710	10-14

ACCESSOIRES SOUS-CHÂSSIS
SUB-FRAME ACCESSORIES

ACCESSOIRES DE ROUES / *WHEEL ACCESSORIES* 503
AILES / *MUDGUARDS* 475
BAVETTES / *MUD-FLAPS* 498
CHAÎNES À NEIGE AUTOMATIQUES / AUTOMATIC SNOW CHAINS 513
COFFRES ACIER / *STEEL TOOLBOXES* 446
COFFRES DIVERS ET ACCESSOIRES / *VARIOUS TOOLBOXES AND ACCESSORIES* 466
COFFRES INOX / *STAINLESS STEEL TOOLBOXES* 444
COFFRES PLASTIQUES / *PLASTIC TOOLBOXES* 450
EXTINCTEURS / *EXTINGUISHERS* 465

Coffres inox / *Stainless steel toolboxes*

DAKEN

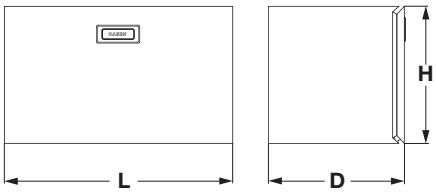

ZEN10

Coffres ZEN10 acier inoxydable poli AISI 304 BA avec 1 poignée ZEN acier inoxydable poli.
Polished stainless steel AISI 304 BA tool-box ZEN10 with 1 polished stainless steel handle ZEN.

ECE R73-01

Référence *Reference*	Kg	H	L	D	Epaisseur *Thickness*	Capacité (L) *Capacity*	Sur stock *On stock*	
398Z1000	8,90	300	400	300	1,5	32	-	48
398Z1010	14,60	350	500	400	1,5	63	-	36
398Z1020	22,30	400	600	500	1,5	108	-	24
398Z1021	27,90	600	600	600	1,5	194	-	16

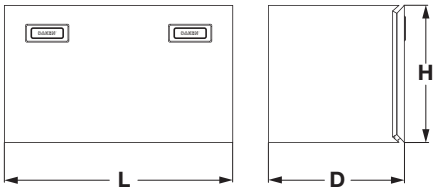

ZEN10

Coffres ZEN10 acier inoxydable poli AISI 304 BA avec 2 poignées ZEN acier inoxydable poli.
Polished stainless steel AISI 304 BA tool-box ZEN10 with 2 polished stainless steel handles ZEN.

ECE R73-01

Référence *Reference*	Kg	H	L	D	Epaisseur *Thickness*	Capacité (L) *Capacity*	Sur stock *On stock*	
398Z1040	28,10	500	800	500	1,5	180	-	8
398Z1043	34,60	600	800	600	1,5	259	-	8
398Z1060	33,40	500	1000	500	1,5	225	-	8
398Z1063	40,60	600	1000	600	1,5	324	-	8
398Z1080	38,60	500	1200	500	1,5	270	-	8
398Z1090	45,10	500	1450	500	1,5	324	-	8

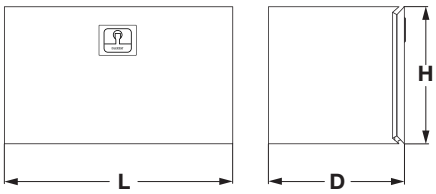

ZEN12

Coffres ZEN12 acier inoxydable poli AISI 304 BA avec 1 poignée NexT acier inoxydable.
Polished stainless steel AISI 304 BA tool-box ZEN12 with 1 polished stainless steel handle NexT.

ECE R73-01

Référence *Reference*	Kg	H	L	D	Epaisseur *Thickness*	Capacité (L) *Capacity*	Sur stock *On stock*	
398Z1200	8,90	300	400	300	1,5	32	X	
398Z1210	14,60	350	500	400	1,5	63	X	
398Z1220	22,30	400	600	500	1,5	108	X	
398Z1221	27,90	600	600	600	1,5	194	-	16

Coffres inox / *Stainless steel toolboxes*

DAKEN

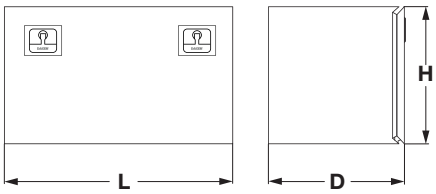

ZEN12

Coffres ZEN12 acier inoxydable poli AISI 304 BA avec 2 poignées NexT acier inoxydable poli.
Polished stainless steel AISI 304 BA tool-box ZEN12 with 2 polished stainless steel handles NexT.

ECE R73-01

Référence *Reference*	Kg	H	L	D	Epaisseur *Thickness*	Capacité (L) *Capacity*	Sur stock *On stock*	
398Z1240	28,10	500	800	500	1,5	180	X	
398Z1243	34,60	600	800	600	1,5	259	-	8
398Z1260	33,40	500	1000	500	1,5	225	X	
398Z1263	40,60	600	1000	600	1,5	324	-	8
398Z1280	38,60	500	1200	500	1,5	270	X	
398Z1290	45,10	500	1450	500	1,5	324	-	8

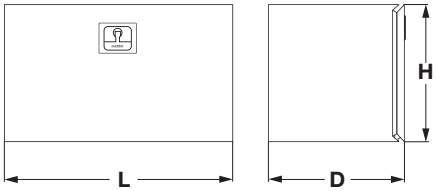

ZEN13

Coffres ZEN13 acier inoxydable poli AISI 304 BA avec 1 poignée NexT acier inoxydable.
Polished stainless steel AISI 304 BA tool-box ZEN13 with 1 stainless steel handle NexT.

ECE R73-01

Référence *Reference*	Kg	H	L	D	Epaisseur *Thickness*	Capacité (L) *Capacity*	Sur stock *On stock*	
398Z1300	7,10	300	400	300	1,2	32	-	48
398Z1310	11,70	350	500	400	1,2	63	-	36
398Z1320	17,80	400	600	500	1,2	108	-	24

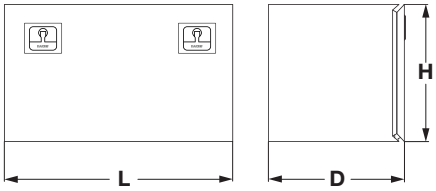

ZEN13

Coffres ZEN13 acier inoxydable poli AISI 304 BA avec 2 poignées NexT acier inoxydable.
Polished stainless steel AISI 304 BA tool-box ZEN13 with 2 stainless steel handles NexT.

ECE R73-01

Référence *Reference*	Kg	H	L	D	Epaisseur *Thickness*	Capacité (L) *Capacity*	Sur stock *On stock*	
398Z1340	22,50	500	800	500	1,2	180	-	8
398Z1360	26,70	500	1000	500	1,2	225	-	8

Coffres acier / *Steel toolboxes*

DAKEN

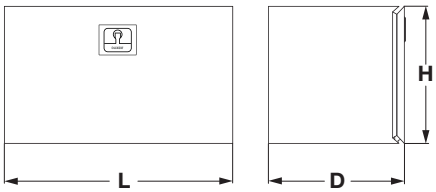

ZEN30

Coffres ZEN30 acier électro galvanisé + peinture noire avec 1 poignée NexT plastique.
Electro galvanized + black paint tool-box ZEN30 with 1 plastic handle NexT.

ECE R73-01

Référence *Reference*	Kg	H	L	D	Epaisseur *Thickness*	Capacité (L) *Capacity*	Sur stock *On stock*	
398Z3000	8,90	300	400	300	1,5	32	X	
398Z3002	11,40	450	450	450	1,5	16.40	X	
398Z3010	14,60	350	500	400	1,5	63	X	
398Z3020	22,30	400	600	500	1,5	108	X	
398Z3021	27,90	600	600	600	1,5	194	-	16

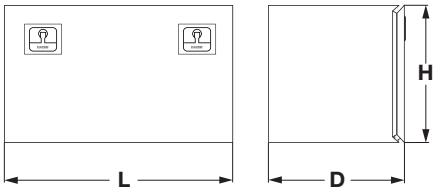

ZEN30

Coffres ZEN30 acier électro galvanisé + peinture noire avec 2 poignées NexT plastique.
Electro galvanized + black paint tool-box ZEN30 with 2 plastic handles NexT.

ECE R73-01

Référence *Reference*	Kg	H	L	D	Epaisseur *Thickness*	Capacité (L) *Capacity*	Sur stock *On stock*	
398Z3020006	13,30	300	600	300	1,5		X	
398Z3020007	19,60	400	600	450	1,5		X	
398Z3040	28,10	500	800	500	1,5	180	X	
398Z3043	34,60	600	800	600	1,5	259	-	8
398Z3060	33,40	500	1000	500	1,5	225	X	
398Z3063	40,60	600	1000	600	1,5	324	-	8
398Z3080	38,60	500	1200	500	1,5	270	X	
398Z3090	45,10	500	1450	500	1,5	324	-	8

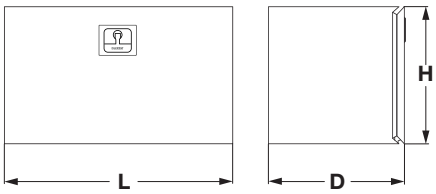

ZEN31

Coffres ZEN31 acier électro galvanisé + peinture noire avec 1 poignée NexT plastique.
Electro galvanized + black paint tool-box ZEN31 with 1 plastic handle NexT.

ECE R73-01

Référence *Reference*	Kg	H	L	D	Epaisseur *Thickness*	Capacité (L) *Capacity*	Sur stock *On stock*	
398Z3100	7,10	300	400	300	1,2	32	-	48
398Z3110	11,70	350	500	400	1,2	63	-	36
398Z3120	17,80	400	600	500	1,2	108	-	24

Coffres acier / *Steel toolboxes*

DAKEN

ZEN31

Coffres ZEN31 acier électro galvanisé + peinture noire avec 2 poignées NexT plastique.
Electro galvanized + black paint tool-box ZEN31 with 2 plastic handles NexT.

ECE R73-01

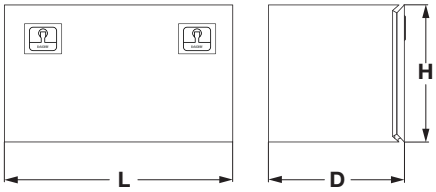

Référence *Reference*	Kg	H	L	D	Epaisseur *Thickness*	Capacité (L) *Capacity*	Sur stock *On stock*	
398Z3140	22,50	500	800	500	1,2	180	-	8
398Z3160	26,70	500	1000	500	1,2	225	-	8

ZEN42

Coffres ZEN42 acier + porte acier inoxydable AISI 304 BA avec 1 poignée NexT acier inoxydable.
Steel + polished stainless steel door tool-box ZEN42 with 1 stainless steel handle NexT.

ECE R73-01

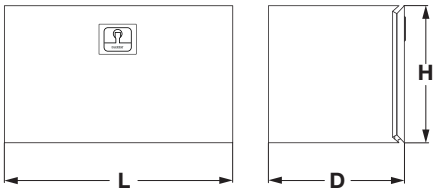

Référence *Reference*	Kg	H	L	D	Epaisseur *Thickness*	Capacité (L) *Capacity*	Sur stock *On stock*	
398Z4200	8,90	300	400	300	1,5	32	-	48
398Z4210	14,60	350	500	400	1,5	63	-	36
398Z4220	22,30	400	600	500	1,5	108	-	24
398Z4221	27,90	600	600	600	1,5	194	-	16

ZEN42

Coffres ZEN42 acier + porte inoxydable poli avec 2 poignées NexT acier inoxydable.
Steel + polished stainless steel door tool-box ZEN42 with 2 stainless steel handles NexT.

ECE R73-01

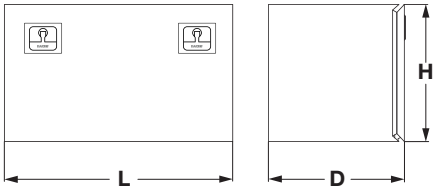

Référence *Reference*	Kg	H	L	D	Epaisseur *Thickness*	Capacité (L) *Capacity*	Sur stock *On stock*	
398Z4240	28,10	500	800	500	1,5	180	-	8
398Z4243	34,60	600	800	600	1,5	259	-	8
398Z4260	33,40	500	1000	500	1,5	225	-	8
398Z4263	40,60	600	1000	600	1,5	324	-	8
398Z4280	38,60	500	1200	500	1,5	270	-	8
398Z4290	45,10	500	1450	500	1,5	324	-	8

Coffres à transpalettes / *Forklift toolboxes*

DAKEN

ZEN86

Coffres à transpalettes ZEN86 acier électro galvanisé + peinture noire avec 1 poignées NexT plastique.
Electro galvanized + black paint transpallet box ZEN86 with 1 plastic handl NexT.

ECE R73-01

Référence *Reference*	Kg	H	L	D	Epaisseur *Thickness*	Sur stock *On stock*
398Z8620	60	650	670	1600	1,5	X
398Z8640	70	650	820	1600	1,5	X

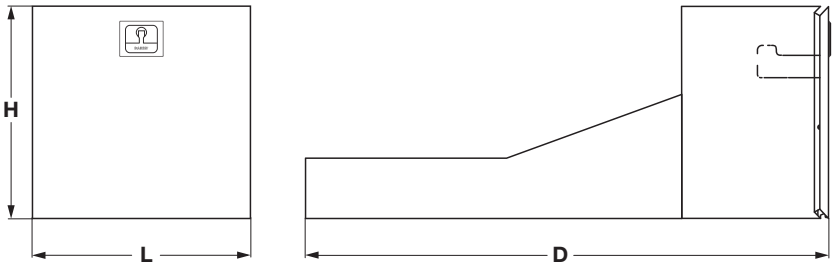

ZEN84

Coffres à transpalettes ZEN84 acier inoxydable poli AISI 304 A avec 1 poignée NexT acier inoxydable.
Polished stainless steel AISI 304 BA transpallet box ZEN84 with 1 stainless steel handl NexT.

ECE R73-01

Référence *Reference*	Kg	H	L	D	Epaisseur *Thickness*	Sur stock *On stock*	
398Z8420	60	650	670	1600	1,5	-	4
398Z8440	70	650	820	1600	1,5	-	4

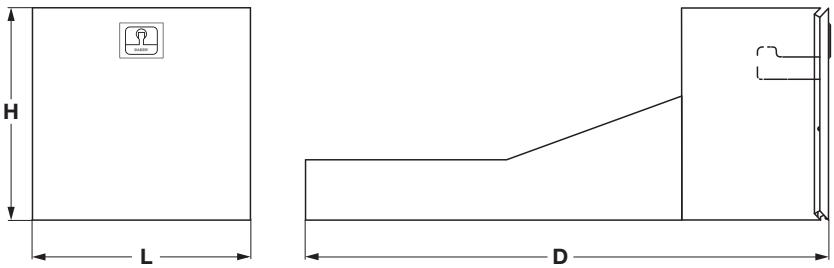

Coffres à palettes / *Pallet boxes*

DAKEN

ZEN80

Coffres à palettes ZEN80 acier électro galvanisé + porte peinture blanche avec 3 fermetures grenouillères.
Electro galvanized + white paint door pallet box ZEN80 with 3 toggle fasteners.

ECE R73-01

Référence *Reference*	Kg	H	L	D	Epaisseur *Thickness*	Palettes *Pallets*	Sur stock *On stock*	
398Z8000	180	504	1094	2454	1,5	8	-	4
398Z8010	226	504	1954	2454	1,5	16	-	4
398Z8020	393	465	2754	2454	1,5	18	-	4
398Z8030	246	698	1954	2454	1,5	24	-	3
398Z8031	298	504	2754	2454	1,5	24	-	4
398Z8040	316	648	2754	2454	1,5	30	-	3
398Z8050	400	504	3554	2454	1,5	32	-	4
398Z8060	355	698	2754	2454	1,5	36	-	3
398Z8061	410	648	3354	2454	1,5	36	-	3



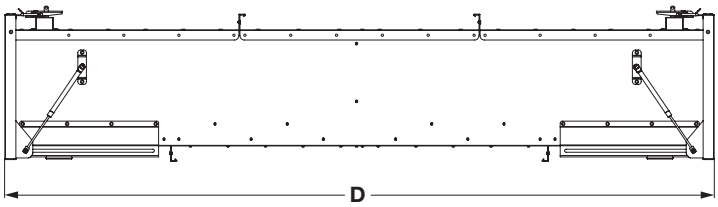

Coffres plastique / *Plastic toolboxes*

DAKEN

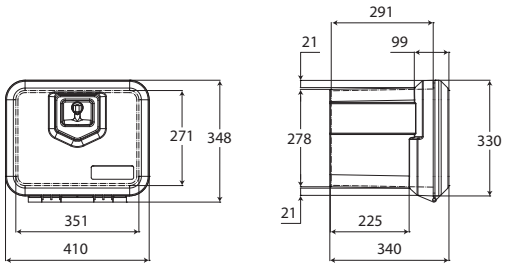

WELVET 400

Coffre à outils en polypropylène noir avec support de fixation (non montés) (*) ou sans support (**).
Black polypropylene toolbox with supports (not assembled) (*) or without supports (**).

ECE R73-01

Référence *Reference*	Kg	Type *Type*	Capacité (L) *Capacity*
3950628	5	*	28,5
3950628SF	3	**	28,5

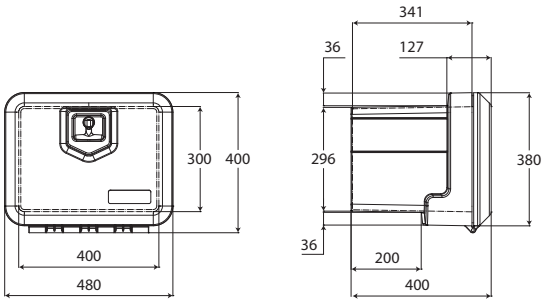

WELVET 500

Coffre à outils en polypropylène noir avec support de fixation (non montés) (*) ou sans support (**).
Black polypropylene toolbox with supports (not assembled) (*) or without supports (**).

ECE R73-01

Référence *Reference*	Kg	Type *Type*	Capacité (L) *Capacity*
3950629	7	*	39,5
3950629SF	5	**	39,5

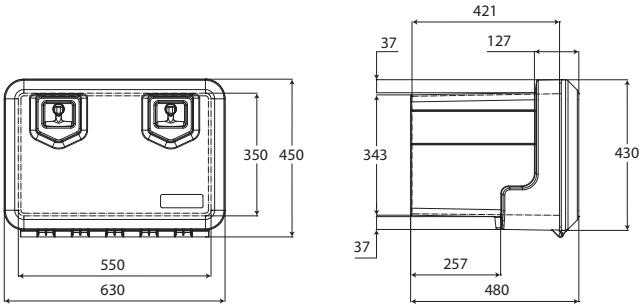

WELVET 600

Coffre à outils en polypropylène noir avec support de fixation (non montés) (*) ou sans support (**).
Black polypropylene toolbox with supports (not assembled) (*) or without supports (**).

ECE R73-01

Référence *Reference*	Kg	Type *Type*	Capacité (L) *Capacity*
3950634	10,40	*	78,5
3950634SF	8	**	78,5

Coffres plastique / *Plastic toolboxes*

DAKEN

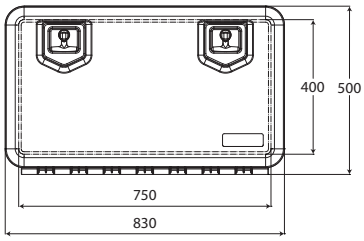

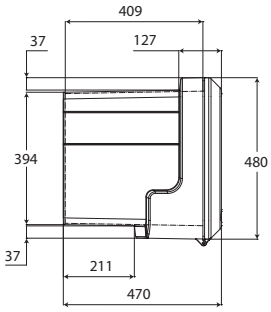

WELVET 800

Coffre à outils en polypropylène noir avec support de fixation (non montés) (*) ou sans support (**).
Black polypropylene toolbox with supports (not assembled) (*) or without supports (**).

ECE R73-01

Référence *Reference*	Kg	Type *Type*	Capacité (L) *Capacity*
3950635	12,90	*	120
3950635SF	10,50	**	120

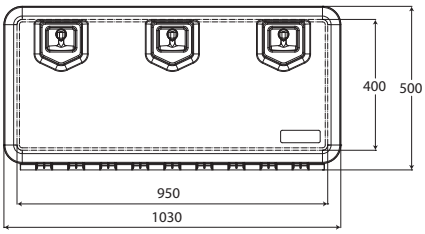

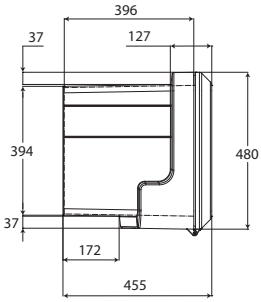

WELVET 1000

Coffre à outils en polypropylène noir avec support de fixation (non montés) (*) ou sans support (**).
Black polypropylene toolbox with supports (not assembled) (*) or without supports (**).

ECE R73-01

Référence *Reference*	Kg	Type *Type*	Capacité (L) *Capacity*
3950636	15,40	*	155,5
3950636SF	13	**	155,5

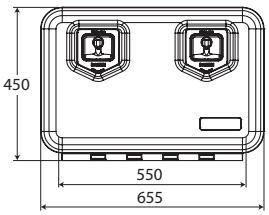

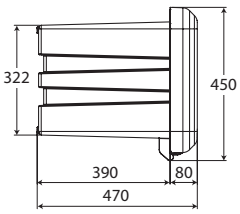

ARKA 600

Coffre à outils en polypropylène noir avec support de fixation (non montés) (*) ou sans support (**).
Black polypropylene toolbox with supports (not assembled) (*) or without supports (**).

ECE R73-01

Référence *Reference*	Kg	Type *Type*	Capacité (L) *Capacity*
3950637	9,30	*	74
3950637SF	7,60	**	74

Coffres plastique / *Plastic toolboxes*

DAKEN

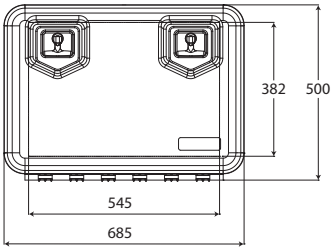

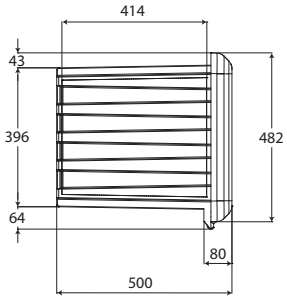

ARKA 685

Coffre à outils en polypropylène noir avec support de fixation (non montés) (*) ou sans support (**).
Black polypropylene toolbox with supports (not assembled) (*) or without supports (**).

ECE R73-01

Référence *Reference*	Kg	Type *Type*	Capacité (L) *Capacity*
3950638	8,20	*	109
3950638SF	6,50	**	109

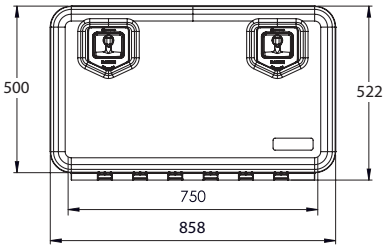

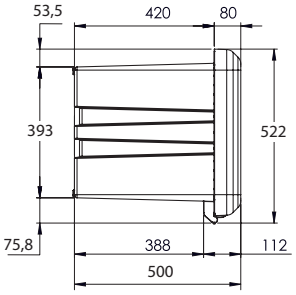

ARKA 800

Coffre à outils en polypropylène noir avec support de fixation (non montés) (*) ou sans support (**).
Black polypropylene toolbox with supports (not assembled) (*) or without supports (**).

ECE R73-01

Référence *Reference*	Kg	Type *Type*	Capacité (L) *Capacity*
3950645	12,20	*	134
3950645SF	10,50	**	134

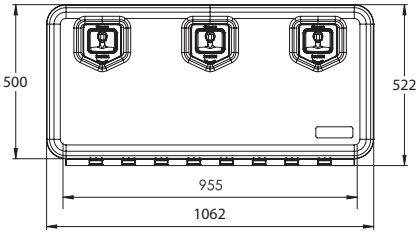

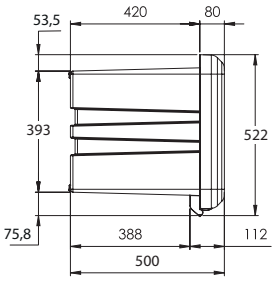

ARKA 1000

Coffre à outils en polypropylène noir avec support de fixation (non montés) (*) ou sans support (**).
Black polypropylene toolbox with supports (not assembled) (*) or without supports (**).

ECE R73-01

Référence *Reference*	Kg	Type *Type*	Capacité (L) *Capacity*
3950646	15,00	*	169,4
3950646SF	13,30	**	169,4

Coffres plastique / *Plastic toolboxes*

DAKEN

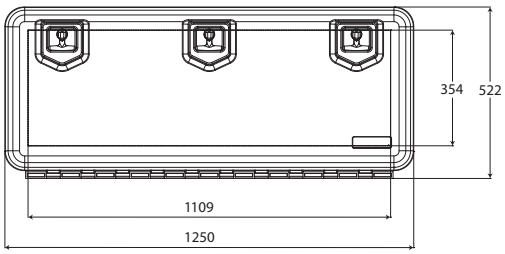

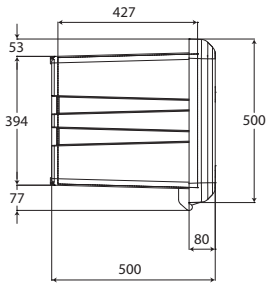

ARKA 1250

Coffre à outils en polypropylène noir avec support de fixation (non montés) (*) ou sans support (**).
Black polypropylene toolbox with supports (not assembled) (*) or without supports (**).

ECE R73-01

Référence *Reference*	Kg	Type *Type*	Capacité (L) *Capacity*
3950639	17,20	*	203
3950639SF	15,50	**	203

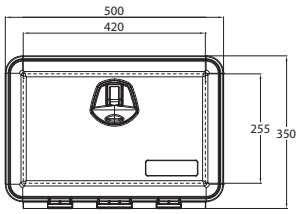

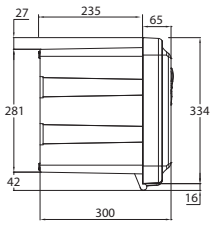

JUST 500 R

Coffre à outils en polypropylène noir avec supports de fixation (non montés) (*) ou sans supports (**).
Black polypropylene toolbox with supports (not assembled) (*) or without supports (**).

ECE R73-01

Référence *Reference*	Kg	Type *Type*	Capacité (L) *Capacity*
3950680	4,70	*	30,5
3950680SF	3	**	30,5

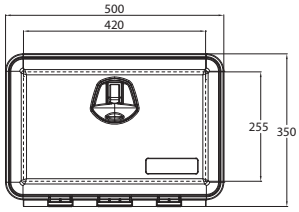

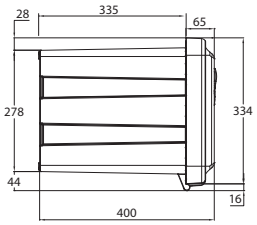

JUST 500

Coffre à outils en polypropylène noir avec supports de fixation (non montés) (*) ou sans supports (**).
Black polypropylene toolbox with supports (not assembled) (*) or without supports (**).

ECE R73-01

Référence *Reference*	Kg	Type *Type*	Capacité (L) *Capacity*
3950681	5	*	41,5
3950681SF	3,30	**	41,5

Coffres plastique / *Plastic toolboxes*

DAKEN

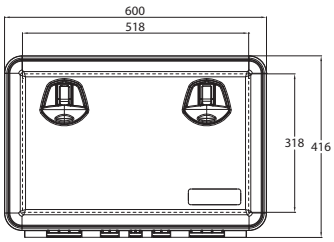

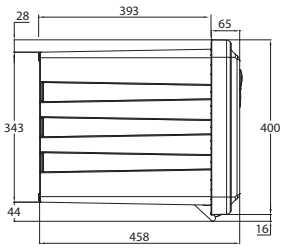

JUST 600

Coffre à outils en polypropylène noir avec supports de fixation (non montés) (*) ou sans supports (**).
Black polypropylene toolbox with supports (not assembled) (*) or without supports (**).

ECE R73-01

Référence *Reference*	Kg	Type *Type*	Capacité (L) *Capacity*
3950682	6,60	*	74
3950682SF	4,90	**	74

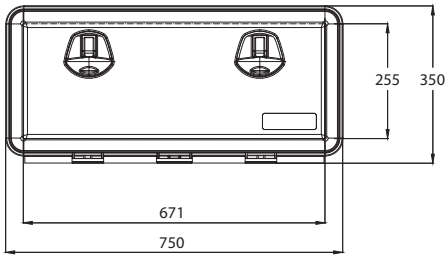

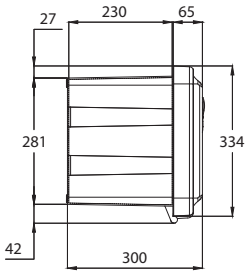

JUST 750 R

Coffre à outils en polypropylène noir avec supports de fixation (non montés) (*) ou sans supports (**).
Black polypropylene toolbox with supports (not assembled) (*) or without supports (**).

ECE R73-01

Référence *Reference*	Kg	Type *Type*	Capacité (L) *Capacity*
3950683	6,20	*	47,5
3950683SF	4,50	**	47,5

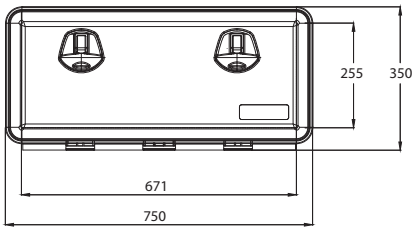

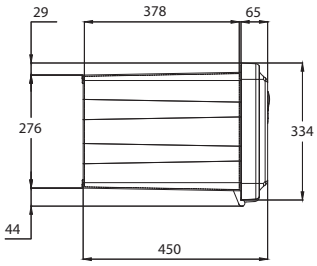

JUST 750

Coffre à outils en polypropylène noir avec supports de fixation (non montés) (*) ou sans supports (**).
Black polypropylene toolbox with supports (not assembled) (*) or without supports (**).

ECE R73-01

Référence *Reference*	Kg	Type *Type*	Capacité (L) *Capacity*
3950684	6,90	*	74,5
3950684SF	5,20	**	74,5

Coffres plastique / *Plastic toolboxes*

DAKEN

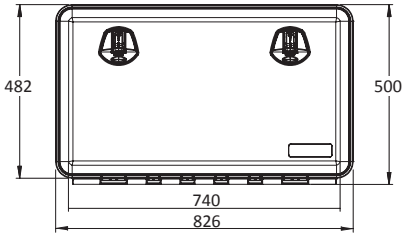

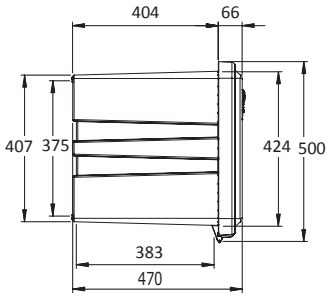

JUST 800

Coffre à outils en polypropylène noir avec supports de fixation (non montés) (*) ou sans supports (**).
Black polypropylene toolbox with supports (not assembled) (*) or without supports (**).

ECE R73-01

Référence *Reference*	Kg	Type *Type*	Capacité (L) *Capacity*
3950685	9,53	*	127
3950685SF	7,83	**	127

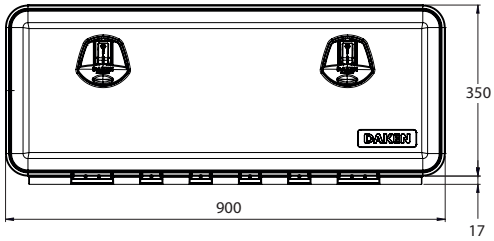

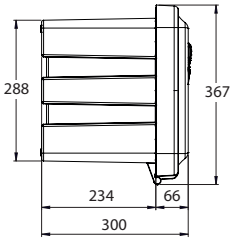

JUST 900R

Coffre à outils en polypropylène noir avec supports de fixation (non montés) (*) ou sans supports (**).
Black polypropylene toolbox with supports (not assembled) (*) or without supports (**).

ECE R73-01

Référence *Reference*	Kg	Type *Type*	Capacité (L) *Capacity*
3950686	7,10	*	57,5
3950686SF	5,40	**	57,5

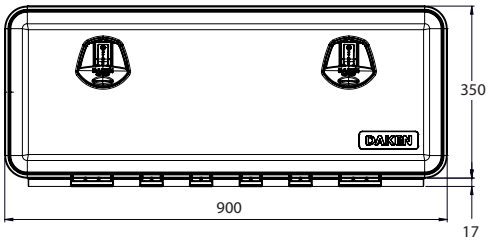

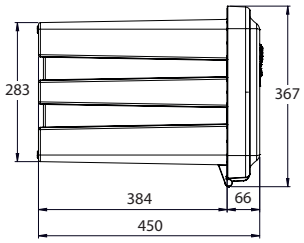

JUST 900

Coffre à outils en polypropylène noir avec supports de fixation (non montés) (*) ou sans supports (**).
Black polypropylene toolbox with supports (not assembled) (*) or without supports (**).

ECE R73-01

Référence *Reference*	Kg	Type *Type*	Capacité (L) *Capacity*
3950687	8,30	*	90
3950687SF	6,60	**	90

Coffres plastique / *Plastic toolboxes*

DAKEN

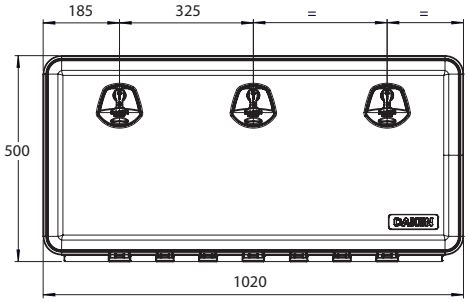

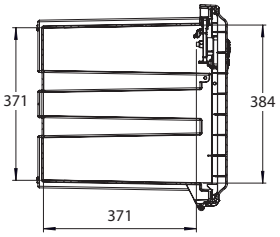

JUST 1000

Coffre à outils en polypropylène noir avec supports de fixation (non montés) (*) ou sans supports (**).
Black polypropylene toolbox with supports (not assembled) (*) or without supports (**).

ECE R73-01

Référence *Reference*	Kg	Type *Type*	Capacité (L) *Capacity*
3950689	11,65	*	153
3950689SF	9,95	**	153

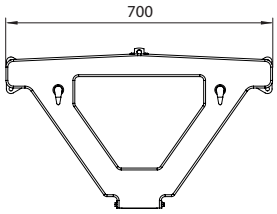

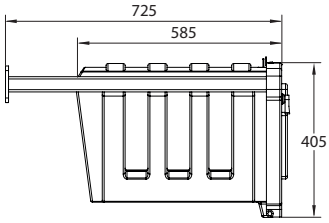

700 MK1

Coffre triangulaire avec supports.
Triangular toolbox with supports.

Référence *Reference*	Kg
100447	9,50

Coffres à extincteurs et accessoires / *Extinguisher box and accessories*

DAKEN

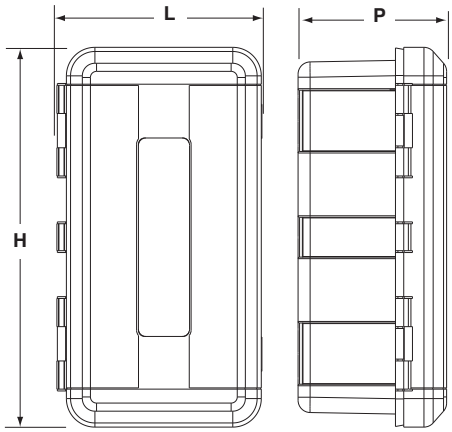

REGON

Coffre pour extincteur 6 kg.
Box for extinguisher 6 kg.

Référence *Reference*	Kg	L (mm)	H (mm)	P (mm)
3950595	2.40	335	620	240

ECE R73-01

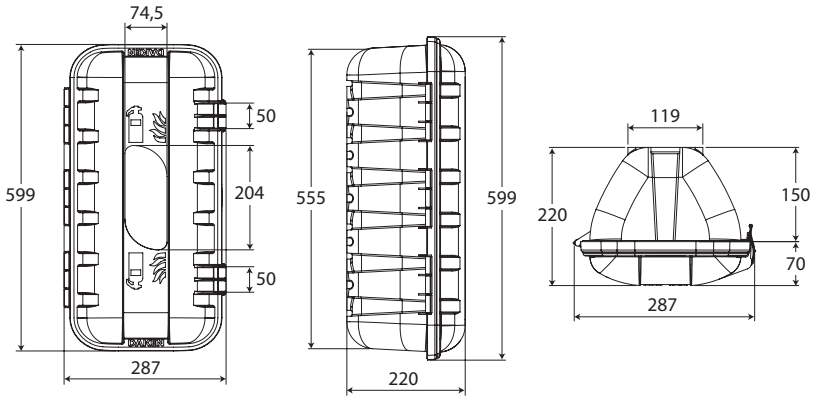

STRIKE

Coffre pour extincteur 6 kg.
Box for extinguisher 6 kg.

Référence *Reference*	Kg	L (mm)	H (mm)	P (mm)
3950591	1,50	287	600	220

ECE R73-01

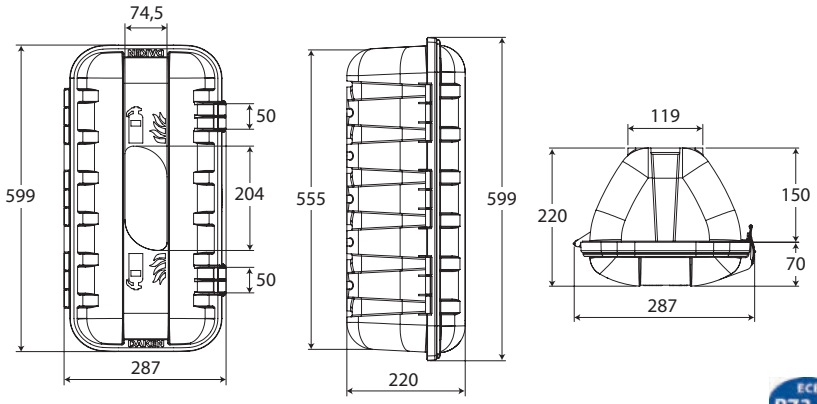

STRIKE

Coffre pour extincteur 6 kg.
Box for extinguisher 6 kg.

Référence *Reference*	Kg	L (mm)	H (mm)	P (mm)
3950592	1,50	287	600	220

ECE R73-01

Coffres à extincteurs et accessoires / *Extinguisher box and accessories*

DAKEN

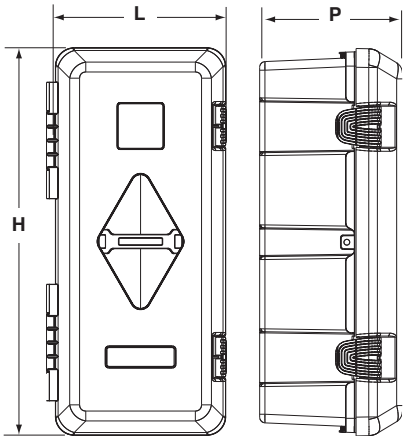

ADAMANT

Coffre pour extincteur 6 kg.
Box for extinguisher 6 kg.

ECE R73-01

Référence *Reference*	Kg	L (mm)	H (mm)	P (mm)
3950606EI	4,7	310	675	250

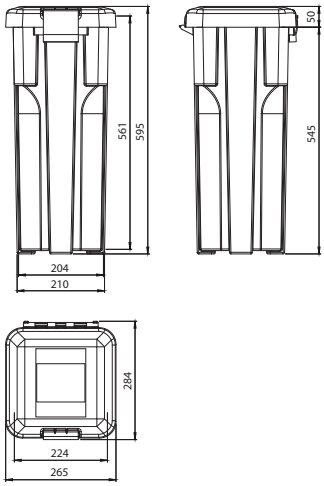

SLIDEN

Coffre à extincteur rouge 6 kg.
Red box for extinguisher 6 kg.

ECE R73-01

Référence *Reference*	Kg
3950593	2,10

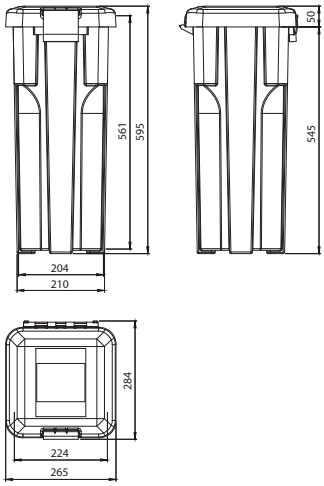

SLIDEN

Coffre à extincteur noir 6 kg.
Black box for extinguisher 6 kg.

ECE R73-01

Référence *Reference*	Kg
3950594	2,10

Coffres à extincteurs et accessoires / *Extinguisher box and accessories*

DAKEN

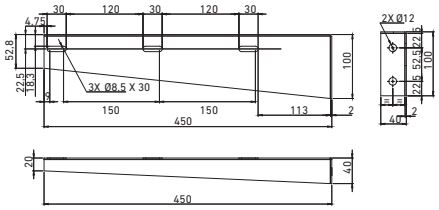

SLIDEN

Kit supports acier zingué pour coffres à extincteurs (3950593 et 3950594).
Zinc plated steel supports kit for fire extinguisher boxes (3950593 and 3950594).

Référence *Reference*	Kg
3950594SH	1,7

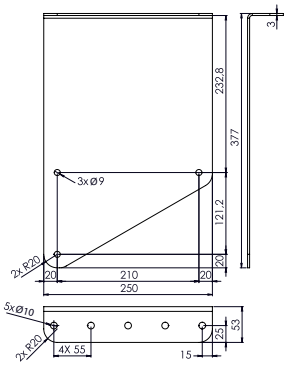

SLIDEN

Kit supports 30/60° acier zingué pour coffres à extincteur (3950593 et 3950594).
Zinc plated steel supports kit 30/60° for fire extinguisher box (3950593 and 3950594).

Référence *Reference*	Kg
3950594SU	4,50

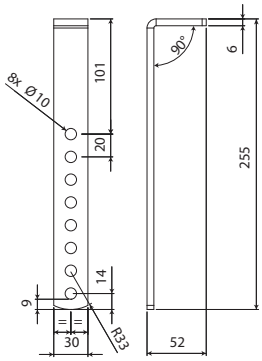

Kit support seul acier zingué pour coffres ARKA, WELVET, JUST, SLIDEN.
Zinc plated steel support set for box ARKA, WELVET, JUST, SLIDEN.

Référence *Reference*	Kg	Pour *For*	
3950680SU	1,70	3950628SF	3950682SF
		3950629SF	3950683SF
		3950634SF	3950684SF
		3950638SF	3950685SF
		3950635SF	3950686SF
		3950636SF	3950687SF
		3950639SF	3950689SF
		3950680SF	3950593
		3950681SF	3950594

Coffres à extincteurs et accessoires / *Extinguisher box and accessories*

DAKEN

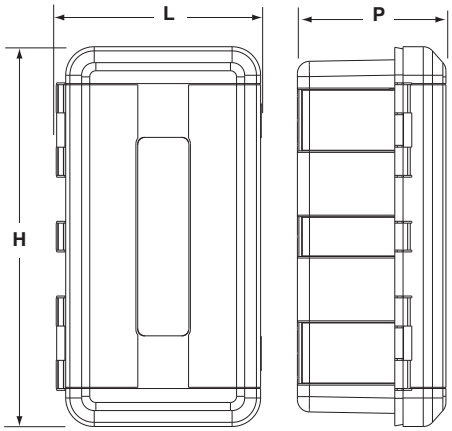

REGON

Coffre pour extincteur 6 et 9 kg.
Box for extinguisher 6 and 9 kg.

ECE R73-01

Référence *Reference*	Kg	L (mm)	H (mm)	P (mm)
3950596	2.70	335	715	240

Coffres à extincteurs et accessoires / *Extinguisher box and accessories*

DAKEN

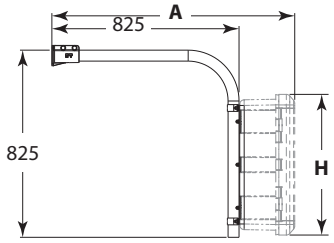

Kit support seul e2-R73-0112211-00.
Support kit e2-R73-0112211-00.

ECE R73-01

Référence *Reference*	Kg	A (mm)	H (mm)	Pour *For*	Composition *Composition*
3950595KS	10,70	1069	620 715	3950595 3950596	3950595PL 3109054 X2 3109051 X1 3109056GA X1 3950595KV X1

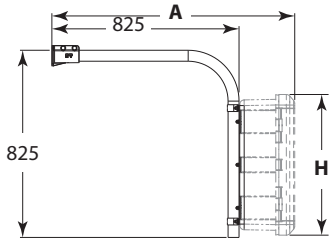

Kit support seul e2-R73-0112211-00.
Support kit e2-R73-0112211-00.

ECE R73-01

Référence *Reference*	Kg	A (mm)	H (mm)	Pour *For*	Composition *Composition*
3950603KS	10,42	1067	655	3950603EI	3950603PL X1 3109054 X2 3109051 X1 3109056GA X1 3950595KV X1

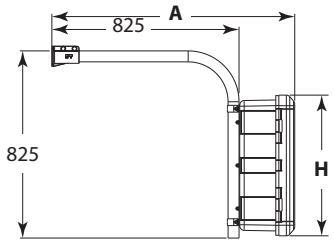

Kit support 3950595KS e2-R73-0112211-00 avec coffre pour extincteur 3950595.
Support kit 3950595KS e2-R73-0112211-00 with extinguisher box for 3950595.

ECE R73-01

Référence *Reference*	Kg	Pour *For*	Composition *Composition*
3950595KSE	13,10	3950595	3950595 x1 3950595PL x1 3109054 x1 3109051 x1 3109056GA x1 3950595KV x1

Coffres à extincteurs et accessoires / *Extinguisher box and accessories*

DAKEN

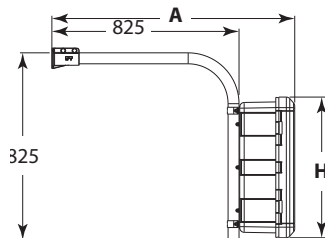

Kit support 3950595KS e2-R73-0112211-00 avec coffre pour extincteur 3950596.
Support kit 3950595KS e2-R73-0112211-00 with extinguisher box for 3950596.

ECE R73-01

Référence *Reference*	Kg	Pour *For*	Composition *Composition*
3950596KSE	13,40	3950596	3950596 x1 3950595PL x1 3109054 x1 3109051 x1 3109056GA x1 3950595KV x1

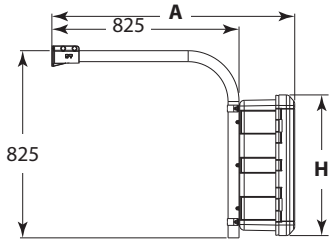

Kit support 3950603KS e2-R73-0112211-00 avec coffre pour extincteur 3950603EI.
Support kit 3950603KS e2-R73-0112211-00 with extinguisher box for 3950603EI.

ECE R73-01

Référence *Reference*	Pour *For*	Composition *Composition*
3950603KSE	3950603EI	3950603EI x1 3950603PL x1 3109054 x1 3109051 x1 3109056GA x1 3950595KV x1

Coffres à extincteurs avec extincteurs / *Extinguisher box with extinguisher*

REGON 6

Coffre 3950595 + extincteur 6 kg 3950616.
3950595 box + 3950616 6 kg extinguisher.

ECE R73-01

Référence *Reference*	Kg
3950595KC	12,05

STRIKE

Coffre 3950591 + extincteur 6 kg 3950616.
3950591 box + 3950616 6 kg extinguisher.

ECE R73-01

Référence *Reference*	Kg
3950591KC	11,20

STRIKE

Coffre 3950592 + extincteur 6 kg 3950616.
3950592 box + 3950616 6 kg extinguisher.

ECE R73-01

Référence *Reference*	Kg
3950592KC	11,20

Coffres à extincteurs avec extincteurs / *Extinguisher box with extinguisher*

ADAMANT

Coffre 3950606EI + extincteur 6 kg 3950616.
3950606EI box + 3950616 6 kg extinguisher.

Référence *Reference*	Kg
3950606KC	14,35

SLIDEN

Coffre 3950593 + extincteur 6 kg 3950616.
3950593 box + 3950616 6 kg extinguisher.

Référence *Reference*	Kg
3950593KC	11,80

SLIDEN

Coffre 3950594 + extincteur 6 kg 3950616.
3950594 box + 3950616 6 kg extinguisher.

Référence *Reference*	Kg
3950594KC	11,80

REGON 9

Coffre 3950596 + extincteur 9 kg 3950617.
3950596 box + 3950617 9 kg extinguisher.

Référence *Reference*	Kg
3950596KC	17,35

Extincteurs et supports / *Extinguishers and supports*

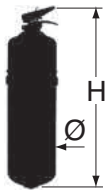

Extincteur 2 kg, poudre ABC, foyers 8A-89B-C.
2 kg extinguisher, ABC powder, 8A-89B-C fire kinds.

Référence *Reference*	Kg	Ø	H (mm)
3950615	3,32	111	335

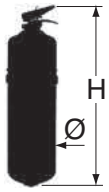

Extincteur 6 kg, poudre ABC, foyers 21A-183B-C.
6 kg extinguisher, ABC powder, 21A-183B-C fire kinds.

Référence *Reference*	Kg	Ø	H (mm)
3950616	9,7	150	510

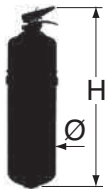

Extincteur 9 kg, poudre ABC, foyers 34A-233B-C.
9 kg extinguisher, ABC powder, 34A-233B-C fire kinds.

Référence *Reference*	Kg	Ø	H (mm)
3950617	13,7	170	615

Support acier peint pour extincteur 6 kg 3950616.
Painted steel support for 6 kg extinguisher 3950616.

Référence *Reference*	Kg
3950618	0,7

Support acier peint pour extincteur 6 kg, Ø 160 mm.
Painted steel support for 6 kg extinguisher, Ø 160.

Référence *Reference*	Kg	Ø
3950600SE	1,4	160

Supports de coffres / *Toolboxes supports*

DAKEN

Kit support seul pour coffre à outils polypropylène.
Support set fot polypropylene toolbox.

Référence *Reference*	Kg	Pour *For*
3950629SU	2	3950628SF 3950629SF
3950634SU	2,40	3950634SF 3950635SF 3950636SF

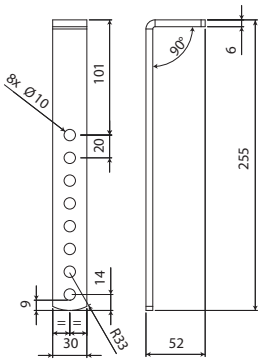

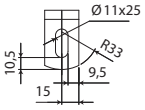

Kit support seul acier zingué pour coffres ARKA, WELVET, JUST, SLIDEN.
Zinc plated steel support set for box ARKA, WELVET, JUST, SLIDEN.

Référence *Reference*	Kg	Pour *For*	
3950680SU	1,70	3950628SF 3950629SF 3950634SF 3950638SF 3950635SF 3950636SF 3950639SF 3950680SF 3950681SF	3950682SF 3950683SF 3950684SF 3950685SF 3950686SF 3950687SF 3950689SF 3950593 3950594

Supports de coffres / *Toolboxes supports*

DAKEN

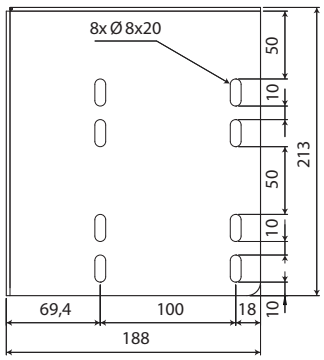

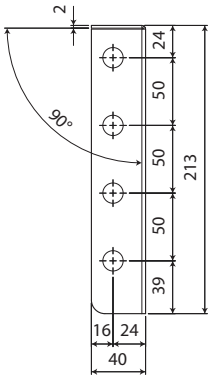

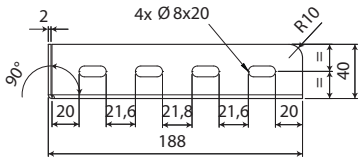

Kit supports mixtes, acier zingué pour coffres à outils JUST.
Mixed supports kit, zinc plated steel for toolboxes JUST.

Référence *Reference*	Kg	Pour *For*
3950683SU	2,00	3950680SF 3950681SF 3950683SF

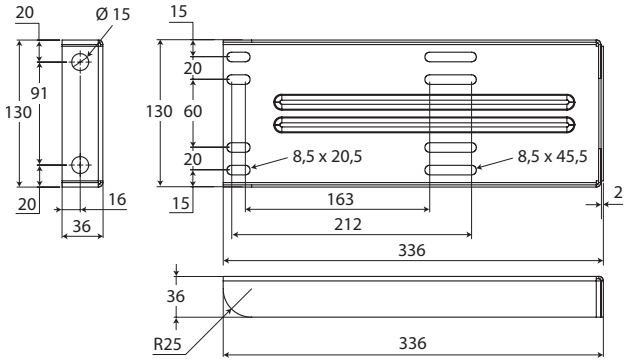

STEEL PRO

Kit de supports horizontaux acier Magnelis pour coffres JUST et WELVET.
Magnelis steel horizontal supports kit for JUST and WELVET.

Référence *Reference*	Kg	Pour *For*
3950679SH	2,43	3950628SF 3950629SF 3950680SF 3950681SF 3950683SF

Supports de coffres / *Toolboxes supports*

DAKEN

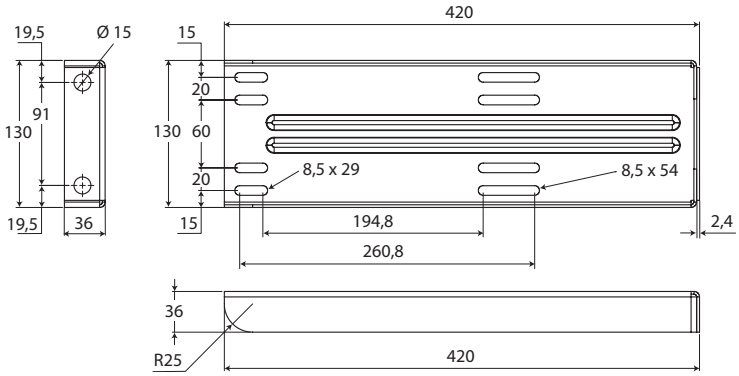

STEEL PRO

Kit de supports horizontaux acier Magnelis pour coffres ARKA, JUST et WELVET.
Magnelis steel horizontal supports kit for ARKA, JUST and WELVET.

Référence *Reference*	Kg	Pour *For*	
3950684SH	3,43	3950634SF 3950637SF 3950638SF 3950635SF 3950636SF 3950639SF	3950645SF 3950646SF 3950382SF 3950384SF 3950685SF

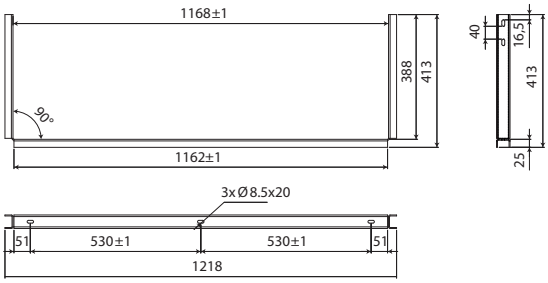

Support en «U», acier peint en noir, charge maxi 150 kg.
«U» support, black paint steel, max load 150 kg.

Référence *Reference*	Kg	Pour *For*
3950639SU	3,90	3950639SF

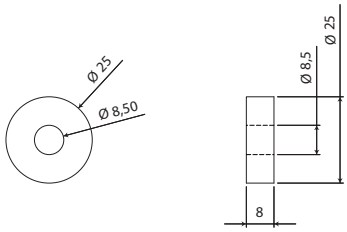

Kit rondelles entretoises acier zingué pour coffres ARKA 3950638SF.
Washers steel galvanized for tool boxes ARKA 3950638SF.

Référence *Reference*	Kg	Pour *For*
3950638EN	0,20	3950638SF

Porte-documents, réservoirs et fixations / *Documents-box, tank and support*

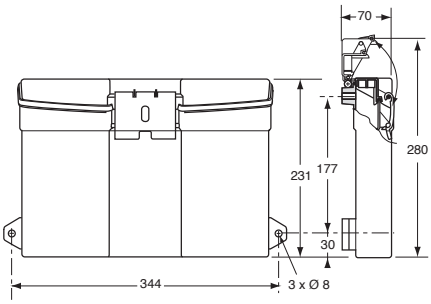

Porte-documents rectangulaire en composite gris.
Grey composite rectangular document-box.

Référence *Reference*	Kg	Sur stock *On stock*
3805130	0,55	x

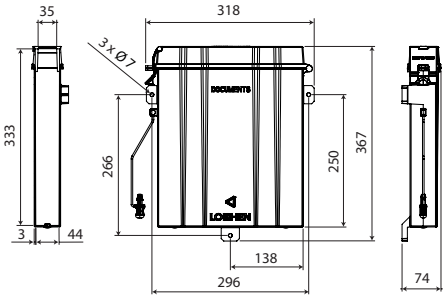

RIGHT

Porte documents plastique noir.
Document-box in black plastic.

Référence *Reference*	Kg	Sur stock *On stock*
3805700	0,65	x

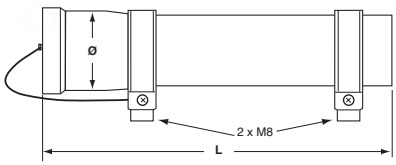

Porte-documents étanche en plastique gris.
Waterproof document-box in grey plastic.

Référence *Reference*	Kg	Ø	Longueur *Length*	Sur stock *On stock*
3805132	0,683	110	330	x
3805133	0,386	75	330	x

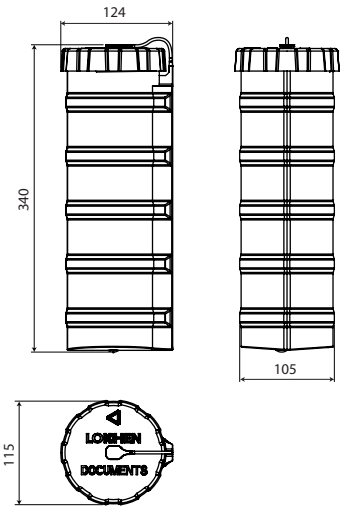

ROLL

Porte documents plastique noir.
Document-box in black plastic.

Référence *Reference*	Kg	Sur stock *On stock*
3805710	0,36	x

Porte-documents, réservoirs et fixations / *Documents-box, tank and support*

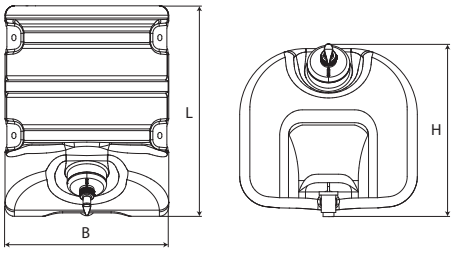

SQUARE

Réservoir à eau plastique noir 30L.
Water tank black plastic 30L.

Référence *Reference*	Kg	B (mm)	L (mm)	H (mm)	Sur stock *On stock*
3952000	2,10	342.5	421	332	x
3952001	2,15	342.5	421	332	x

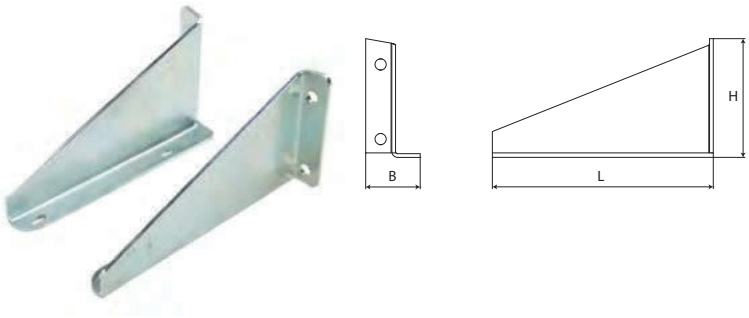

Kit supports acier zingué pour réservoir à eau SQUARE 30L.
Zinc plated steel supports kit for water tank SQUARE 30L.

Référence *Reference*	Kg	B (mm)	L (mm)	H (mm)	Sur stock *On stock*
3952020	3,25	73	296	152	x

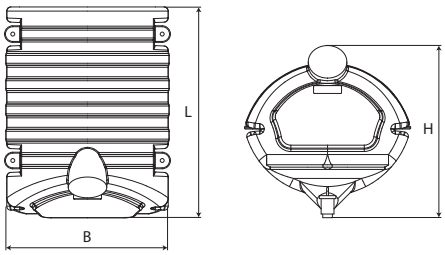

GALLERY

Réservoir à eau plastique blanc 30L.
Water tank white plastic 30L.

Référence *Reference*	Kg	B (mm)	L (mm)	H (mm)	Sur stock *On stock*
3952010	2,1	352	458,4	379	x
3952011	2,15	352	458,4	379	x

Porte-documents, réservoirs et fixations / *Documents-box, tank and support*

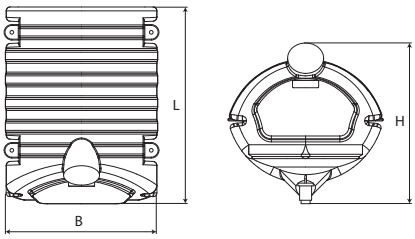

GALLERY

Réservoir à eau plastique noir 30L.
Water tank black plastic 30L.

Référence *Reference*	Kg	B (mm)	L (mm)	H (mm)	Sur stock *On stock*
3952013	2,15	352	458,4	379	x
3952012	2,10	352	458,4	379	x

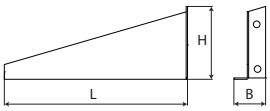

Kit supports acier zingué pour réservoir à eau GALLERY 30L.
Zinc plated steel supports kit for water tank GALLERY 30L.

Référence *Reference*	Kg	B (mm)	L (mm)	H (mm)	Sur stock *On stock*
3952022	2,5	68	414	159	x

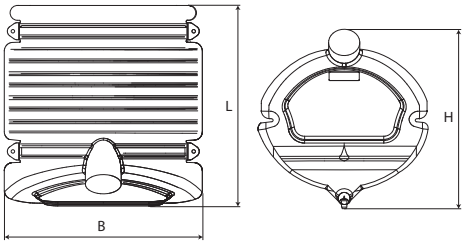

GALLERY

Réservoir à eau plastique noir 50L.
Water tank black plastic 50L.

Référence *Reference*	Kg	B (mm)	L (mm)	H (mm)	Sur stock *On stock*
3952017	3,65	464	470	477	x
3952016	3,60	464	470	477	x

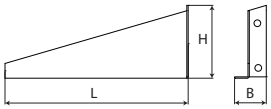

Kit supports acier zingué pour réservoir à eau GALLERY 50L.
Zinc plated steel supports kit for water tank GALLERY 50L.

Référence *Reference*	Kg	B (mm)	L (mm)	H (mm)	Sur stock *On stock*
3952023	3,40	68	414	159	x

Porte-documents, réservoirs et fixations / *Documents-box, tank and support*

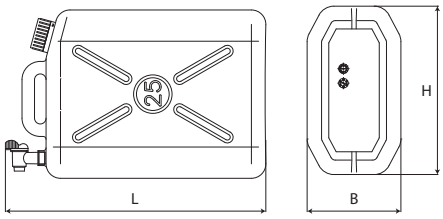

START

Réservoir à eau plastique blanc 25L.
Water tank white plastic 25L.

Référence *Reference*	Kg	B (mm)	L (mm)	H (mm)	Sur stock *On stock*
3952030	1,25	206	531	360	-
3952031	1,25	206	531	360	x

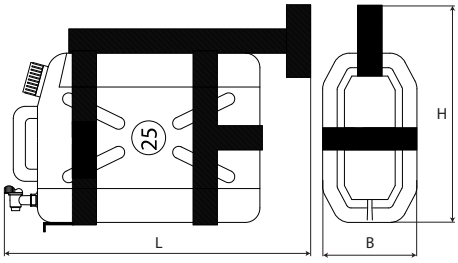

START

Réservoir à eau plastique blanc 25L avec support acier zingué.
Water tank white plastic 25L with zinc plated steel supports.

Référence *Reference*	Kg	B (mm)	L (mm)	H (mm)	Sur stock *On stock*
3952032	6,05	213	694	470	x
3952033	6,05	213	694	470	x

Porte-documents, réservoirs et fixations / *Documents-box, tank and support*

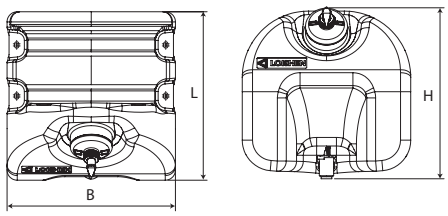

SQUARE

Réservoir à eau plastique noir 18L.
Water tank black plastic 18L.

Référence *Reference*	Kg	B (mm)	L (mm)	H (mm)	Sur stock *On stock*
3952040	1,90	330	330	335	-
3952041	1,95	330	330	335	x

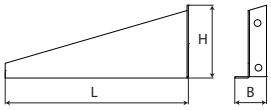

Kit supports acier zingué pour réservoir à eau SQUARE 18L.
Zinc plated steel supports kit for water tank SQUARE 18L.

Référence *Reference*	Kg	B (mm)	L (mm)	H (mm)	Sur stock *On stock*
3952024	1,40	73	200	158	x

Configurez ce produit dans notre configurateur en ligne NEMO sur www.pommier.eu
Configure this product in our NEMO online configurator at www.pommier.eu

Nous avons arrangé la présentation de notre gamme d'ailes PARLOK en un tableau de correspondance, PNEUMATIQUE / AILE, où le critère d'entrée est la taille du pneumatique, suivie de la référence PARLOK pour l'Aile la mieux adaptée au règlement Européen 109/2011/EU.
Nous vous prions de noter que les impératifs d'espace ou les standards des constructeurs peuvent nécessiter l'emploi d'ailes légèrement plus étroites ou plus larges que le type suggéré sur le tableau.
Nous espérons que ce le tableau de correspondance vous rendra plus aisé le choix de vos ailes PARLOK afin d'offrir a vos clients la meilleure solution.

We have coordinated our range of PARLOK mudguards to a conversion list, TYRE / MUDGUARD, where the entry key is the tyre dimension, followed by the PARLOK-code number for the most suitable mudguard to european regulation 109/2011/ EEC.
Please note that space requirements or manufacturer's standards may necessitate the use of a slightly smaller or larger mudguard than the one suggested by us.
We hope that this conversion list will make it easier for you and many other users of PARLOK mudguards to choose the correct mudguard for a specific type of tyre.

Dimensions des pneus / *Tyre Size*				White Line		Flat Top		Supra Spray Suppression	
Taille des pneus	Largeur	Ecart du centre de la jante	Max Ø	Jumelé	Simple	Jumelé	Simple	Jumelé	Simple
Tyre Size	*Width*	*Dual spacing*	*Max Ø*	*Twin*	*Single*	*Twin*	*Single*	*Twin*	*Single*
8.25 R 15	237	267	830	101299		100248		101990	
10.00 R 15	283	308	942	101110				104626	
7.00 R 16	204	230	795	101424		100248	100287		
7.50 R 16	216	240	814	101350		100248		104628	
8.25 R 16	237	264	874	101299		100248		101990	
9.00 R 16	253	274	927	101299		100256		101990	
255/100 R 16	262	282	936	101222		100256		102036	
305/95 R 16	300	335	1010	100865				102240	
325/85 R 16	341		980		101320				101779
8.25 R 17	237	257	900	101299		100256		101990	
205/75 R 17,5	213	231	765	101350		100271	100287	101941	
215/75 R 17,5	222	260	779	101350		100248	100287	101941	
225/75 R 17,5	237	266	797	101289		100256	100287	101967	
235/75 R 17,5	245	282	811	101289		100256		101967	
245/75 R 17,5	260	290	827	101289		100256		101967	
225/70 R 17,5	235	263	773	101289		100248	100287	101967	
245/70 R 17,5	260	290	803	101289		100256		101967	
265/70 R 17,5	275	298	831	101222				102036	
205/65 R 17,5	214	234	721	101350		100271	100287	104628	
355/45 R 17,5	368		777		101320				101779
8 R 17,5	214	234	794	101350		100248		104628	
8.5 R 17,5	221	236	813	101350		100248		104628	
9 R 17,5	237	260	831	101350		100248		104628	
9.5 R 17,5	247	272	854	101299		100256		101990	
10 R 17,5	262	282	870	101222		100256		102036	
11 R 17,5	287	318	914	101110				104626	
245/70 R 19,5	260	288	853	101299		100256		101990	
265/70 R 19,5	275	309	881	101126				102086	
285/70 R 19,5	297	332	911	101110				104626	
305/70 R 19,5	320	354	941	100857				104647	
315/70 R 19,5	328	362	937	100857				104647	
245/65 R 19,5	248	280	814	101289				101967	
385/65 R 19,5	405		1020		101320				101779
445/65 R 19,5	477		1097		101378				101897

Dimensions des pneus / *Tyre Size*				White Line		Flat Top		Supra Spray Suppression	
Taille des pneus	Largeur	Ecart du centre de la jante	Max Ø	Jumelé	Simple	Jumelé	Simple	Jumelé	Simple
Tyre Size	*Width*	*Dual spacing*	*Max Ø*	*Twin*	*Single*	*Twin*	*Single*	*Twin*	*Single*
255/60 R 19,5	260	290	813	101215				102021	
425/55 R 19,5	442		981		101378				101897
385/55 R 19,5	400		936		101320				101779
265/55 R 19,5	265	295	799	101215				102021	
435/50 R 19,5	460		949		101378				101897
445/45 R 19,5	458		910		101378				101897
7 R 19,5	191	209	809	101424		100248			
8 R 19,5	214	229	867	101414		100248		101941	
9 R 19,5	237	260	906	101299		100256		101990	
9.5 R 19,5	247	274	926	101299		100256		101990	
10 R 19,5	262	292	949	101167				104627	
11 R 19,5	287	317	984	101110				104626	
12 R 19,5	309	341	1023	100865	101320			102240	101779
15 R 19,5	399		998		101320				101779
16.5 R 19,5	438		1063		101454				101870
18 R 19,5	471		1100		101325				101952
19.5 R 19,5	495		1134		101325				101952
6.50 R 20	186	216	871	101414		100248		101941	
7.00 R 20	204	222	904	101414		100256		101941	
7.50 R 20	216	243	941	101378		100256		101897	
8.25 R 20	237	273	976	101311		100256			
9.00 R 20	266	296	1033	101137				102079	
10.00 R 20	283	319	1068	101137				102079	
11.00 R 20	295	339	1099	101052				102165	
12.00 R 20	319	358	1140	104449	101570			104623	101856
13.00 R 20	346		1196		101435				101882
14.00 R 20	377		1260						
385/90 R 20	398		1270						
225/90 R 20	240	276	926	101299		100256		101990	
365/85 R 20	382		1152		101570				101856
395/85 R 20	405		1206		101570				101856
12/80 R 20	314	349	1023	100865	101616			102240	101743
13/80 R 20	336		1064		101616				101743
14/80 R 20	361		1107		101616				101743
14.75/80 R 20	381		1142		101435				101882
15.5/80 R 20	396		1177		101570				101856
335/80 R 20	350		1066		101616				101743
365/80 R 20	382		1116		101479				101813
475/80 R 20	498		1298						
475/60 R 20	475		1078		101358				101952
12/80 R 22,5	320	344	1064	100865	101616			102240	101743
385/95 R 22,5	398		1270		101442				
375/90 R 22,5	387		1247		101442				
275/80 R 22,5	290	324	1030	101052				102165	
295/80 R 22,5	313	348	1062	100865				102240	
315/80 R 22,5	328	363	1096	104449	101616			104623	101743
215/75 R 22,5	211	246	894	101414		100248		101941	
295/75 R 22,5	313	348	1032	100865				102240	

Dimensions des pneus / *Tyre Size*				White Line		Flat Top		Supra Spray Suppression	
Taille des pneus	Largeur	Ecart du centre de la jante	Max Ø	Jumelé	Simple	Jumelé	Simple	Jumelé	Simple
Tyre Size	*Width*	*Dual spacing*	*Max Ø*	*Twin*	*Single*	*Twin*	*Single*	*Twin*	*Single*
315/75 R 22,5	328	360	1063	100991	101616			102305	101743
345/75 R 22,5	365		1111		101616				101743
350/75 R 22,5	364		1097		101616				101743
445/75 R 22,5	462		1266		101442				
255/70 R 22,5	268	297	944	101167				104627	
275/70 R 22,5	290	322	973	101110				104626	
295/70 R 22,5	313	330	1005	100865				102240	
305/70 R 22,5	320	349	1018	100865				102240	
315/70 R 22,5	328	360	1032	100991				102305	
365/70 R 22,5	380		1104		101616				101743
385/65 R 22,5	408		1092		101749				101813
425/65 R 22,5	452		1146		101435				101882
445/65 R 22,5	477		1174		101358				101952
265/60 R 22,5	275	300	890	101222				102036	
285/60 R 22,5	299	327	928	101110				104626	
295/60 R 22,5	307	333	940	101047				104625	
305/60 R 22,5	312	348	952	100857				104647	
315/60 R 22,5	319	360	966	100857	101320			104647	101779
385/55 R 22,5	401		1012		101320				101779
455/55 R 22,5	470		1092		101358				101952
355/50 R 22,5	375		942		101320				101779
445/50 R 22,5	463		1036		101378				101897
415/45 R 22,5	433		960		101378				101897
435/45 R 22,5	457		980		101378				101897
455/45 R 22,5	461		998		101378				101897
495/45 R 22,5	519		1036		101311				101995
445/40 R 22,5	453		936		101378				101897
455/40 R 22,5	453		936		101378				101897
8 R 22,5	214	247	947	101378		100256		101897	
9 R 22,5	237	260	982	101311		100256			101995
10 R 22,5	262	286	1033	101137				102079	
11 R 22,5	287	318	1064	101052				102165	
12 R 22,5	309	342	1099	100865				102240	
13 R 22,5	328	360	1141	104449				104623	
15 R 22,5	399		1089		101479				101813
16.5 R 22,5	438		1139		101435				101882
18 R 22,5	471		1176		101358				101952
9/70 R 22,5	236	257	901	101299		100256		101990	
10/70 R 22,5	262	286	938	101167		100256		104627	
11/70 R 22,5	279	322	973	101110				104626	
12/70 R 22,5	320	346	1018	100865				102240	
13/70 R 22,5	340		1047		101616				101743
11.00 R 24	295	342	1199	100924				102289	
12.00 R 24	319	350	1244	104449				104623	
14/80 R 24,5	361		1209		101435				101882
295/80 R 24,5	313	345	1112	100957				102206	
285/75 R 24,5	295	335	1050	101052				102165	
305/75 R 24,5	320	350	1098	100865				102240	
315/75 R 24,5	328	360	1112	104449				104623	

Ailes et quarts d'ailes / *Mudguards and quarters mudguard*

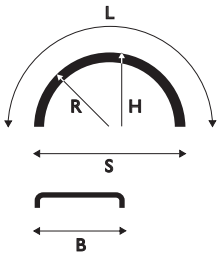

WHITE LINE V

Aile Parlok.
Parlok mudguard.

Référence *Reference*	Kg	B	L	R	S	H	Matière *Material*	Sur stock *On stock*	
101320	2,40	405	1800	580	1160	580	PE-HD	X	
101616	2,60	405	1900	635	1266	595	PE-HD	X	
101999	2,50	405	2050	635	1270	665	PE-HD	X	
101661	2,10	415	1420	420	840	456	PE-HD	X	
101479	2,70	430	1900	650	1300	580	PE-HD	X	
101570	3,20	430	2175	690	1380	696	PE-HD	X	
101449	1,90	450	1300	420	840	410	PE-HD	X	
101453	2,10	450	1400	450	900	446	PE-HD	X	
101454	2,80	450	1900	650	1300	580	PE-HD	X	
101463	3,20	450	2100	650	1300	670	PE-HD	X	
101424	2,40	455	1600	510	1020	512	PE-HD	X	
101435	3,10	455	2090	685	1369	655	PE-HD	X	
101442	3,50	455	2290	730	1460	731	PE-HD	X	
101378	2,80	480	1800	580	1160	580	PE-HD	X	
101414	2,70	500	1700	550	1100	530	PE-HD	X	
101350	2,60	500	1600	500	1000	500	PE-HD	X	
101358	3,40	500	2140	685	1370	670	PE-HD	X	
101422	2,80	500	1900	605	1210	608	PE-HD	-	6
101299	3,20	550	1700	550	1100	530	PE-HD	X	
101286	3,00	550	1500	500	1000	550	PE-HD	X	
101311	3,80	550	1900	605	1210	605	PE-HD	-	6
101215	3,20	595	1570	500	1000	500	PE-HD	-	6
101222	3,50	595	1700	550	1100	530	PE-HD	X	
101167	3,80	600	1850	580	1160	595	PE-HD	X	
101161	3,30	600	1600	580	1139	480	PE-HD	-	6
101137	4,00	610	1930	640	1277	610	PE-HD	X	
101087	3,50	630	1650	580	1147	495	PE-HD	X	
101110	3,90	630	1850	580	1160	495	PE-HD	X	
101126	3,90	630	1630	530	1159	515	PE-HD	-	
101047	3,90	650	1800	580	1160	580	PE-HD	-	6
101052	4,20	650	1900	630	1258	590	PE-HD	X	
101077	4,70	650	2175	630	1260	730	PE-HD	X	
101043	3,60	650	1650	580	1147	495	PE-HD	-	
100957	4,70	670	2090	670	1340	660	PE-HD	X	
100857	4,10	680	1800	580	1160	580	PE-HD	X	
100865	4,30	680	1900	630	1258	590	PE-HD	X	
100924	5,30	680	2175	590	1380	730	PE-HD	X	
100991	5,00	720	1900	630	1258	590	PE-HD	X	
101003	6,20	720	2175	650	1300	730	PE-HD	-	6

Ailes et quarts d'ailes / *Mudguards and quarters mudguard*

Aile Parlok.
Parlok mudguard.

Référence *Reference*	Kg	B	L	R	S	H	Matière *Material*	Sur stock *On stock*
100302	1,10	240	1300	420	840	410	PE-HD	X

WHITE LINE V

Quart d'aile Parlok.
Parlok quarter mudguards.

Référence *Reference*	Kg	B	L	R	S	Matière *Material*	Sur stock *On stock*	
101608	0,90	405	650	635	630	PE-HD	-	10
101470	0,90	430	650	650	630	PE-HD	X	
101431	1,10	455	700	685	700	PE-HD	-	10
101315	1,00	500	650	500	600	PE-HD	-	10
101273	1,20	550	650	550	610	PE-HD	-	10
101156	1,30	600	650	580	610	PE-HD	-	10
101017	1,50	650	650	630	630	PE-HD	-	10
100946	1,70	670	700	670	630	PE-HD	-	10
100843	1,70	680	700	630	630	PE-HD	-	10
100986	2,00	720	700	630	630	PE-HD	-	10

Ailes 3 parties / *3 parts Mudguard*

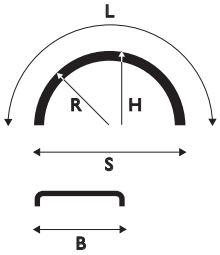

WHITE LINE V

Aile Parlok 3 pièces.
Parlok 3 pieces mudguard.

Référence *Reference*	Kg	B	L	R	S	Matière *Material*	Sur stock *On stock*	
101678	15,00	430	1900	650	1300	PE-HD	-	8
101412	7,00	480	1800	580	1160	PE-HD	-	8
101038	7,00	650	1900	630	1260	PE-HD	-	8
100982	15,00	670	2090	670	1340	PE-HD	-	8
100943	13,00	680	1900	630	1260	PE-HD	-	8

Ailes essieu directeur / *Steering axle mudguards*

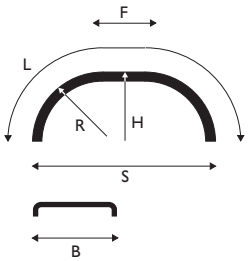

WHITE LINE F 150

Aile Parlok pour essieux directeurs.
Parlok steering axle mudguard.

Référence *Reference*	Kg	B	L	R	S	H	F	Matière *Material*	Sur stock *On stock*	
101179	2,80	430	2050	650	1450	580	150	PE-HD	-	4
101190	3,90	480	1950	580	1310	580	150	PE-HD	-	4
101200	3,90	550	1850	550	1250	530	150	PE-HD	-	4
101204	5,50	670	2300	670	1490	670	150	PE-HD	-	4

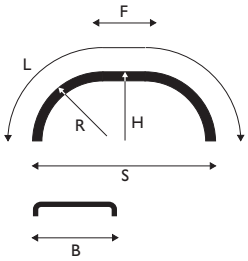

WHITE LINE F 400

Aile Parlok pour essieux directeurs.
Parlok steering axle mudguard.

Référence *Reference*	Kg	B	L	R	S	H	F	Matière *Material*	Sur stock *On stock*	
102666	4,00	430	2560	650	1700	705	400	PE-HD	-	4
102668	4,00	480	2340	580	1570	630	400	PE-HD	-	6
102669	6,20	680	2500	630	1660	690	400	PE-HD	-	4

Ailes tandem et tridem / *Tandem and tridem mudguards*

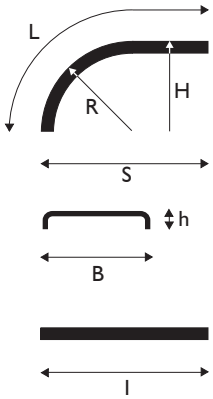

TANDEM WHITE LINE V

Aile Parlok.
Parlock mudguards.

Référence *Reference*	Kg	B	L	R	S	H	h	I	Type *Type*	Matière *Material*	Sur stock *On stock*	
102682	1,70	430					70	1000	430	PE-HD	-	10
102690	3,40	430	2120	650	1700	705	70		430	PE-HD	-	20
102724	2,30	650					70	1000	650	PE-HD	-	10
102726	5,00	650	2120	650	1700	705	70		650	PE-HD	-	20

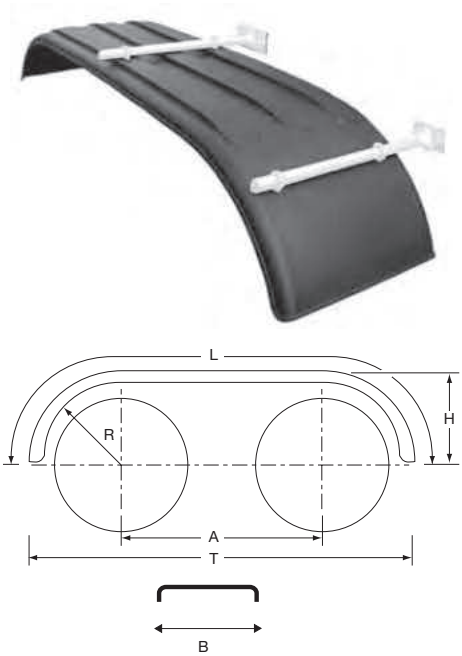

Ailes tandem seule polyéthylène noir.
Black tandem polyethylene mudguards alone.

Référence *Reference*	Kg	B	L	R	H	A	Travée (T) *Span (T)*	Pneumatique *Tyre Sizes*	Sur stock *On stock*
3950385	10,37	670	3385	635	620	1400	2760	11.00R20 E20 12/80R22.5 12.00R22.5 13R22.5 315/80R22.5	X

Visserie M6 pour aile Parlok White Line Tandem.
M6 screws, nuts and washers for white Line Tandem Mudgards.

Référence *Reference*	Kg	Type *Type*	Sur stock *On stock*	
100359	0,10	430	-	1
100360	0,10	650	X	

Ailes tandem et tridem / *Tandem and tridem mudguards*

A

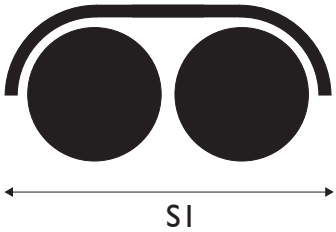

B

C

Type *Type*	Pour assemblage *For assembly*	Quantité *Quantity*	Référence *Reference*	S1 min	S1 max	S2 max
430	A	1	102690			
	B	2	102690	2450	3360	
		1	100359			
	C	2	102690			4300
		1	102682			
		2	100359			
650	A	1	102726			
	B	2	102716	2450	3360	
		1	100360			
	C	2	102726			4200
		1	102724			
		2	100360			

Ailes méplatées / *Flat top mudguards*

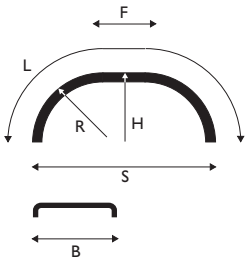

FLAT TOP

Aile Parlok méplatée.
Parlok mudguards.

Référence *Reference*	Kg	B	L	R	S	H	F	Matière *Material*	Sur stock *On stock*
100287	1,70	260	1570	410	900	480	500	PE-HD	X
100298	1,60	260	1400	360	840	440	400	PE-HD	X
100264	3,00	450	1400	360	840	440	400	PE-HD	X
100271	3,00	450	1570	410	900	480	440	PE-HD	X
100248	3,40	510	1770	450	1050	560	550	PE-HD	X
100256	5,00	550	1180	510	1150	570	650	PE-HD	X

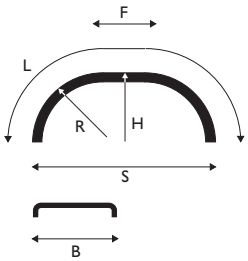

Aile méplatée.
Flat top mudguard.

Référence *Reference*	Kg	B	L	R	S	H	F	Matière *Material*	Sur stock *On stock*
3950443	6,56	620	2085	625	1250	625	700	PE-MD	X
3950446	7,40	670	2345	680	1360	720	750	PE-MD	X

Ailes méplatées / *Flat top mudguards*

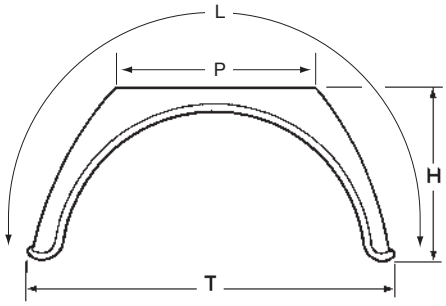

Aile plastique noire avec méplat et bord plastique blanc.
Black plastics mudguards and white plastic edge.

Référence *Reference*	Kg	B	L	H	P	Travée (T) *Span (T)*	Pneumatique *Tyre Sizes*	Sur stock *On stock*
3950426 E	1,71	260	1450	450	400	880	185-215/70R15 225/75R15 185-215/75R14 185-225/75R16 185-235R14 195-225R15 195-215R16 7.00R15 50R14 195-14	X
3950427 E	2,67	450	1480	460	400	920	185-205/70R15 185-205/75R14 185-195/75R16 185-205R14 185-195R15	X

Ailerons / *Spats*

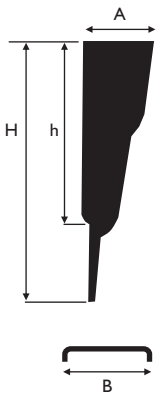

STRAIGT SPAT

Aileron Parlok pour véhicules inférieurs à 7,5 tonnes.
Parlok spat mudguards for vehicles under 7,5 tonnes.

Référence *Reference*	Kg	B	H	h	A	Matière *Material*	Sur stock *On stock*
100285	0,80	250	630		100	PE-HD	X
100286	0,60	250		400	100	PE-HD	X
100283	1,60	460	630		100	PE-HD	X
100284	0,80	460		400	100	PE-HD	X

Ailerons / *Spats*

A-SPAT 460

Aileron Parlok.
Parlok Spat.

Référence *Reference*	Kg	B	H	A	C	Matière *Material*	Sur stock *On stock*
100275	0,70	460	325	100	230	PE-HD	X
100277	1,60	460	700	100	250	PE-HD	X

A-SPAT 660

Aileron Parlok.
Parlok Spat.

Référence *Reference*	Kg	B	H	A	C	Matière *Material*	Sur stock *On stock*
100243	2,30	660	660	75	290	PE-HD	X

Support pour aileron Parlok A.
Support for Parlok A mudguard.

Référence *Reference*	Kg	Type *Type*	Sur stock *On stock*	
100369	0,40	660	-	1
100370	0,40	460	-	1

Ailerons / *Spats*

Ailerons polyéthylène moyenne densité, couleur noire.
Polyethylene spats medium density, black color.

Référence *Reference*	Kg	Largeur intérieure (I) *Internal width (I)*	Largeur extérieure (E) *External width (E)*	Hauteur *Height*	Sur stock *On stock*
3950388	1,10	265	280	380	X
3950390	1,90	445	460	600	X
3950391	1,70	525	540	500	X
3950392	2,10	610	625	500	X
3950393	1,75	645	660	600	X



Ailerons polyéthylène moyenne densité, couleur noire.
Polyethylene spats medium density, black color.

Référence *Reference*	Kg	Largeur intérieure (I) *Internal width (I)*	Largeur extérieure (E) *External width (E)*	Hauteur *Height*	Sur stock *On stock*
3950450	1,12	440	450	410	X
3950452	2,25	640	650	600	X

Ailes et quarts d'ailes anti-projections / *Spray suppression mudguards and quarters mudguard*

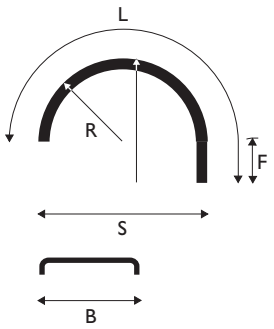

SUPRA WHITE LINE V

Aile Parlok avec système anti-projections intégré (e1*109/2011*109/2011*0018*00).
*Parlok integrated spray suppression system (e1*109/2011*109/2011*0018*00).*

Référence *Reference*	Kg	B	L	R	S	H	F	Matière *Material*	Sur stock *On stock*	
101743	3,90	405	2300	635	1260	1040	400	PE-HD	X	
101775	4,10	405	2450	635	1270	1070	400	PE-HD	X	
101779	3,90	405	2100	580	1160	890	300	PE-HD	X	
101813	4,10	430	2300	650	1290	1050	400	PE-HD	X	
101856	4,40	430	2575	690	1380	1120	400	PE-HD	-	24
101880	4,60	455	2390	685	1370	955	400	PE-HD	X	
101882	4,90	455	2490	685	1370	1055	400	PE-HD	-	24
101897	4,90	480	2100	580	1160	890	300	PE-HD	X	
101936	4,20	500	1900	500	1000	800	300	PE-HD	X	
101940	4,40	500	2000	500	1000	800	300	PE-HD	X	
101952	4,90	500	2540	685	1370	1085	400	PE-HD	-	24
101967	4,80	550	1800	500	1000	800	300	PE-HD	X	
101990	5,10	550	2000	550	1100	850	300	PE-HD	X	
101941	4,40	550	2000	550	1100	850	300	PE-HD	X	
101995	5,40	550	2200	605	1210	935	300	PE-HD	X	20
102021	4,80	595	1870	500	1000	800	300	PE-HD	-	6
102036	5,50	595	2000	550	1100	850	300	PE-HD	X	
102086	5,40	630	1930	530	1060	815	300	PE-HD	-	24
102104	5,60	630	2050	580	1160	980	400	PE-HD	X	
102151	5,70	650	2050	580	1160	930	400	PE-HD	X	
102165	6,20	650	2300	630	1260	1030	400	PE-HD	-	24
102206	7,30	670	2490	670	1340	1070	400	PE-HD	X	
102230	6,40	680	2050	580	1160	980	400	PE-HD	X	
102240	7,00	680	2300	630	1260	1030	400	PE-HD	X	
102287	7,30	680	2425	630	1260	1030	300	PE-HD	-	20
102289	7,70	680	2575	690	1380	1130	400	PE-H	-	20
102305	7,40	720	2300	630	1260	1030	400	PE-HD	X	
102321	8,20	720	2575	690	1380	1130	400	PE-HD	-	20

Ailes et quarts d'ailes anti-projections / *Spray suppression mudguards and quarters mudguard*

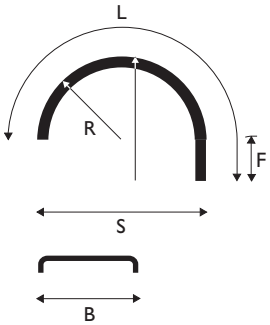

SUPRA WHITE LINE V

Quart d'aile Parlok (e1*109/2011*109/2011*0018*00).
*Parlok Quarter (e1*109/2011*109/2011*0018*00).*

Référence *Reference*	Kg	B	L	R	S	F	Matière *Material*	Sur stock *On stock*	
102146	2,40	405	1050	635	630	400	PE-HD	-	10
101805	2,50	430	1050	650	630	400	PE-HD	-	10
101866	2,50	455	1100	700	700	400	PE-HD	-	10
101934	2,50	500	950	500	600	300	PE-HD	-	10
101961	2,50	550	950	550	610	300	PE-HD	-	10
102012	2,70	600	950	580	610	300	PE-HD	-	10
102158	5,00	650	1050	630	630	400	PE-HD	-	10
102200	3,50	670	1100	630	630	400	PE-HD	-	10
102219	3,50	680	1100	630	630	400	PE-HD	-	10
102302	5,50	720	1100	630	630	400	PE-HD	-	10

Ailes 3 parties / *3 parts mudguards*

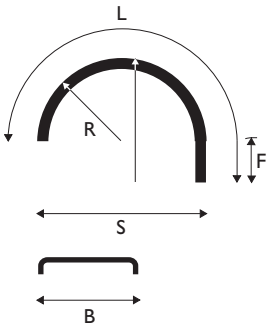

SUPRA WHITE LINE V

Aile Parlok 3 pièces (e1*109/2011*109/2011*0018*00).
*Parlok 3 pieces mudguard (e1*109/2011*109/2011*0018*00).*

Référence *Reference*	Kg	B	L	R	S	H	F	Matière *Material*	Sur stock *On stock*	
102196	2,50	405	2200	635	1270	940	300	PE-HD	-	8
102195	9,00	430	2200	650	1300	950	300	PE-HD	-	8
103208	2,50	480	2100	580	1160	890	300	PE-HD	-	8
101688	12,00	650	2200	630	1260	930	300	PE-HD	-	8
103207	14,00	670	2390	670	1340	970	300	PE-HD	-	8
101691	15,00	680	2200	630	1260	930	300	PE-HD	-	8

Tubes supports d'ailes / *Fixing tubes for mudguard*

Tube de fixation d'aile acier galvanisé.
Galvanized steel fixing tube for mudguard.

Référence *Reference*	Kg	Ø	Longueur *Length*	Finition *Finish*	Sur stock *On stock*
3950501TG	1,95	34	750	Galvanisé *Galvanized*	X



Tube de fixation d'aile, modèle renforcé avec platine moulée.
Tube for mudguard, reinforced with casting plate.

Référence *Reference*	Kg	Ø	Longueur *Length*	Finition *Finish*	Sur stock *On stock*
3950661	2,15	42	550	Zinc - nickel passivé *Zinc - passivated nickel*	X
3950663	2,76	42	750	Zinc - nickel passivé *Zinc - passivated nickel*	X

Tube coudé de fixation d'aile, modèle renforcé avec platine moulée.
Bent tube for mudguard, reinforced with casting plate.

Référence *Reference*	Kg	Ø	Longueur *Length*	Finition *Finish*	Sur stock *On stock*
3950665	2,90	42	800	Galvanisé *Galvanized*	X
3950666	2,90	42	800	Zinc - nickel passivé *Zinc - passivated nickel*	X

Tube de fixation d'aile, modèle renforcé avec platine moulée et fixation centrale M16.
Tube for mudguard, reinforced with casting plate, M16 axles screws.

Référence *Reference*	Kg	Ø	Longueur *Length*	Finition *Finish*	Sur stock *On stock*
3950669	2,05	42	500	Zinc-nickel passivé *Zinc - passivated nickel*	X

Tube coudé de fixation d'aile, acier finition peinture noire.
Black powder coated steel bent tube for mudguard.

Référence *Reference*	Kg	Ø	Longueur *Length*	Sur stock *On stock*
3950511	2,05	34	750	X

Tubes supports d'ailes / *Fixing tubes for mudguard*

Tube coudé de fixation d'aile, acier galvanisé, modèle renforcé avec platine moulée et fixation centrale M16.
Galvanized steel bent tube for mudguard, reinforced with casting plate, M16 axles screws.

Référence *Reference*	Kg	Ø	Longueur *Length*	Finition *Finish*	Sur stock *On stock*
3950670	3,50	42	800	Galvanisé *Galvanized*	X
3950671	3,50	42	800	Zinc - nickel passivé *Zinc - passivated nickel*	X

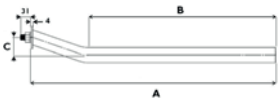

Support d'aile coudé Parlok, Ø 42 mm.
Parlok bracket tubes, Ø 42 mm.

Référence *Reference*	A (mm)	B (mm)	C (mm)	D (mm)	Sur stock *On stock*	
100316	540	376	100	42	-	6
100326	540	376	50	42	-	6
100334	700	536	100	42	X	
100346	700	536	50	42	-	6

Support d'aile droit Parlok, Ø 42 mm.
Parlok bracket tubes Ø 42 mm, straight.

Référence *Reference*	A (mm)	D (mm)	Sur stock *On stock*	
100323	540	42	-	6
100331	700	42	-	6

Tubes supports d'ailes / *Fixing tubes for mudguard*

TUBE PK

Tube coudé de fixation d'aile.
Angled wing fixing tube.

Référence *Reference*	Kg	Ø	B	A	C	Longueur *Length*	Type *Type*	Sur stock *On stock*
5039216	2,30	42	462	298	150	760	PK-760	X
5039214	2,00	42	477	228	50	705	PK-705	X

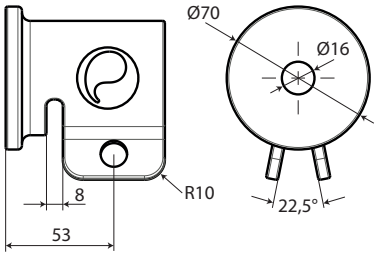

Console à visser pour tubes Ø 42 mm.
Bush bolt on for Ø 42 mm tubes.

Référence *Reference*	Kg	Pour *For*	Finition *Finish*	Sur stock *On stock*
3950658	0,90	5039214 5039216	Acier brut *Raw steel*	X
3950659	0,90	5039214 5039216	Acier galvanisé *Galvanized steel*	X

Bouchon plastique pour tubes Ø 42 mm série PK.
Plastic end cap for Ø 42 mm tubes.

Référence *Reference*	Kg	Pour *For*	Sur stock *On stock*	
100383	0,01	5039214 5039216	X	10

Tubes supports d'ailes / *Fixing tubes for mudguard*

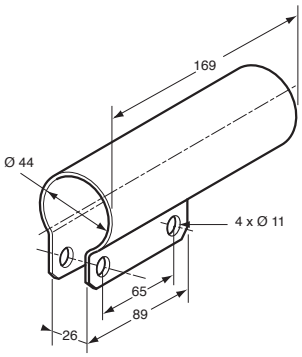

Support à souder pour tube d'aile Ø 40 à 42 mm.
Support to be weld, for mudguard tube Ø 40 to 42 mm.

Référence *Reference*	Kg	Finition *Finish*	Sur stock *On stock*
3950507	0,52	Acier brut *Raw steel*	X
3950507IN	0,52	Acier inoxydable *Stainless steel*	X

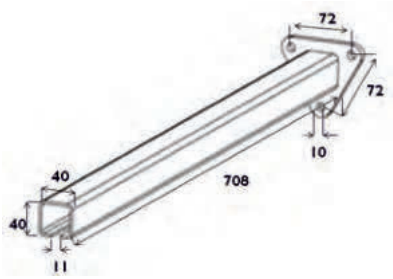

Tube de fixation d'aile Parlok, acier zingué, modèle 40 x 40 en C avec platine triangulaire.
Parlok zinc plate C-profile bracket triangular flange.

Référence *Reference*	Kg	Longueur *Length*	Sur stock *On stock*
100363	2,30	708	X

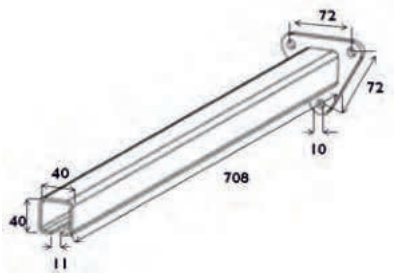

Tube de fixation d'aile Parlok, acier zingué, modèle 40 x 40 en C avec platine triangulaire. Livré avec kit de fixation d'aile.
Parlok zinc plate 40 x 40 C-profile bracket triangular flange with fixing set.

Référence *Reference*	Kg	Longueur *Length*	Sur stock *On stock*
100366	2,50	708	X

Tubes supports d'ailes / *Fixing tubes for mudguard*

Bouchon pour tube de fixation d'aile en C Parlok 40 x 40.
End cap for C-profile bracket, black HD-PE.

Référence *Reference*	Kg	Pour *For*	Matière *Material*	Sur stock *On stock*
100364	0,02	5039101ZN 5039111ZN 5039118ZN	HD-PE	X

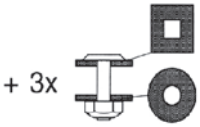

Kit visserie pour tube de fixation d'aile en C Parlok.
Fixing set for C Parlok wing mounting tube.

Référence *Reference*	Pour *For*	Sur stock *On stock*
100368	5039101ZN 5039111ZN 5039118ZN	X

Support d'aile réglable / *Adjustable mudguard mounting*

Livré intégré aux ailes PARLOK WHITELINE et PARLOK SUPRA Réalisé en acier zingué. Peinture poudre noire. Pour tubes de diamètre 42,4 et 40 et 38 et 34 mm. Plage de réglage 90 mm. Référence = Référence de l'aile Parlok suivie de P ou P40 ou P38 ou P34.

Delivery integr ated with PARLOK WHITELINE and PARLOK SUPRA mudguards. Made of zinc coated steel plate. Black powder painted. Fits tubes with a diameter of 42,4 and 40 and 38 and 34 mm. Range of adjustment 90 mm. Order code = Parlok mudguard code + P or P40 or P38 or P34.

P
100414

P38
100403

P40
100404



P34
100402

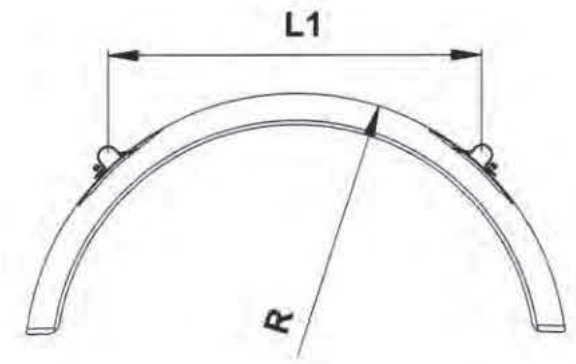

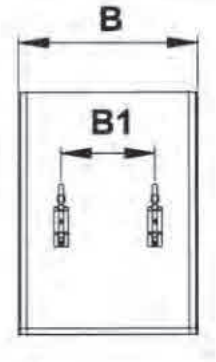

R	L1
685	1000
670	980
650	950
640	940
635	930
630	920
580	850
550	800
530	770
500	730
480	710
420	620

B	B1
405	150
415	150
430	150
450	225
455	225
480	225
500	225
550	225
595	335
600	335
610	335
630	335
650	350
670	350
680	350

Colliers supports d'ailes / *Fixing collar for mudguard*

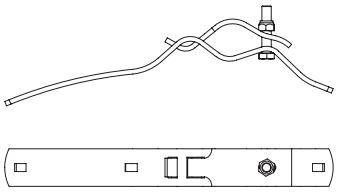
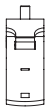

Collier support d'aile, acier zingué, pour tube Ø 38 à 43 mm, sans vis.
Zinc plated steel fixing collar for mudguard, for tube Ø 38 to 43 mm, without screw.

Référence *Reference*	Kg	Sur stock *On stock*
3950514 S	0,74	X

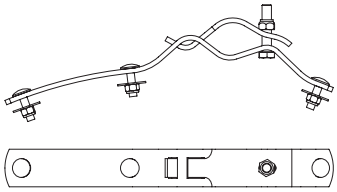

Collier support d'aile, acier zingué, pour tube Ø 38 à 43 mm, avec vis M8 x 40.
Zinc plated steel fixing collar for mudguard, for tube Ø 38 to 43 mm, with screw M8-40.

Référence *Reference*	Kg	Sur stock *On stock*
3950505 S	0,87	X

Collier support d'aile, acier zingué pour tube d'aile.
Zinc plated steel fixing collar for mudguard, for tube.

Référence *Reference*	Kg	Pour *For*	Sur stock *On stock*	
3950508	0,57	Ø 42 Ø 42,5	X	10
3950512	0,542	Ø 34	X	

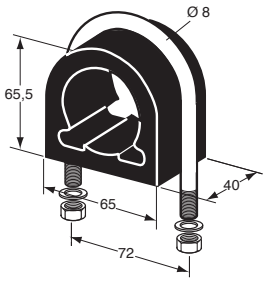

Collier de serrage complet pour tube Ø 40 à 42 mm.
Fixing collar for tube Ø 40 to 42 mm.

Référence *Reference*	Kg	Type *Type*	Composition *Composition*	Sur stock *On stock*
3950506	0,20	-	3950506CO x 1 3950506ET x 1	X

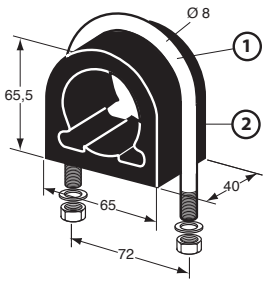

Composants pour collier de serrage 3950506.
Component for fixing collar 3950506.

Référence *Reference*	Kg	Type *Type*	Sur stock *On stock*	
3950506CO	0,10	2	X	
3950506ET	0,10	1	X	10

Colliers supports d'ailes / *Fixing collar for mudguard*

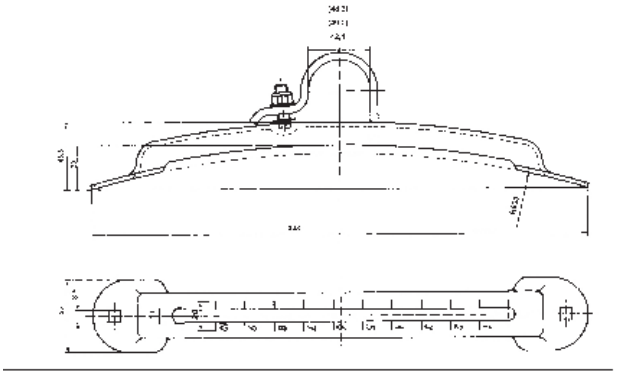

COLLIER VRX

Collier support d'aile réglable, plage de réglage 150 mm.
Adjustable mudguard mounting, range of adjustment 150 mm.

Référence *Reference*	Kg	Ø	Pour *For*	Couleur *Colour*	Type *Type*	Finition *Finish*	Sur stock *On stock*
103045	0,50	42	R Ø500-700		VRX/42.4 Zn	Acier zingué *Zinc plated*	X
103051	0,50	42	R Ø500-700	Noir *Black*	VRX / 42.4 Black	Acier peint *Painted steel*	X

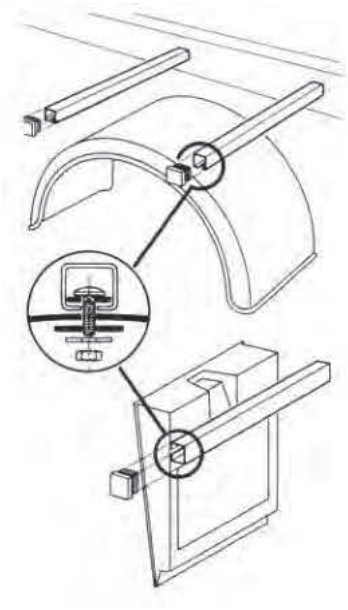

Kit de fixation complet pour une aile ou 2 ailerons comprenant 2 tubes carrés 40 x 40 longueur 700 mm, visserie, rondelles polyéthylène et bouchons.
Complete kit of installation for one mudguard or 2 spats comprising two 40 x 40 square tubes, length 700 mm, made of painted steel, polyethylene screws, wahers and caps.

Référence *Reference*	Kg	Longueur *Length*	Finition *Finish*	Sur stock *On stock*
3950500	5,00	700	Acier peint *Painted steel*	X
3950500BR	5,00	700	Acier brut *Raw steel*	X

Colliers supports d'ailes / *Fixing collar for mudguard*

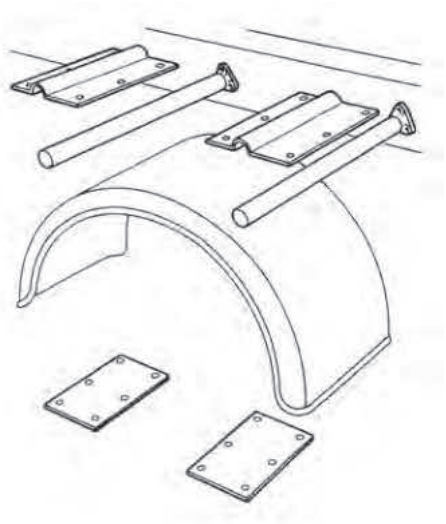

Kit de fixation d'aile comprenant 2 tubes droits, longueur 750 mm, 2 plaques et 2 contre-plaques de fixation.
Mudguard kit of installation comprising 2 straight tubes, length 750 mm, 2 fixing plates and 2 fixing backplates.

Référence *Reference*	Kg	Ø	Longueur *Length*	Composition *Composition*	Sur stock *On stock*
3950501	6,50	34	750	3950501TG x 2 3950501PL x 2 3950501CP x 2	X
3950502	7,00	42	750	3950503PL x 2 3950501CP x 2 3950662 x 2	X

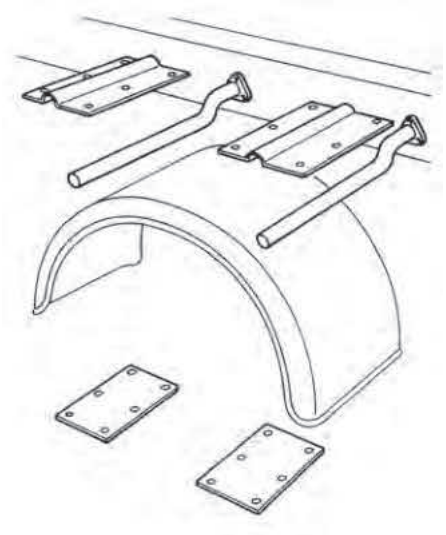

Kit de fixation d'aile comprenant 2 tubes coudés Ø 42, longueur 800 mm, 2 plaques et 2 contre-plaques de fixation.
Mudguard kit of installation comprising 2 bent tubes, length 800 mm, 2 fixing plates and 2 fixing backplates.

Référence *Reference*	Kg	Ø	Longueur *Length*	Composition *Composition*	Sur stock *On stock*
3950503	7,00	42	800	3950503PL x 2 3950503CP x 2 3950665 x 2	X

Bavettes / *Mud-flap*

Le règlement UE 109/2011, l'article R 104-1 du Code de la Route et son arrêté d'application du 18 septembre 1992 rendent obligatoire le montage de dispositifs anti-projections homologués sur les véhicules à moteur d'un P.T.A.C. supérieur à 7,5 tonnes et sur les remorques d'un P.T.A.C. supérieur à 3,5 tonnes mis en circulation pour la première fois à compter du 1er octobre 1993.

The reglement UE 109/2011, the article R 104-1 of the Highway Code and its decree of 18th September 1992 make the fitting of anti-projection systems mandatory on motor vehicles whose laden weight exceeds 7.5 tonnes and on trailers with a laden weight of over 3.5 tonnes, which were first put on the road from 1st October 1993.

Roues non directrices, dimensions minimales exigées
Non-guiding wheels, minimum dimensions required

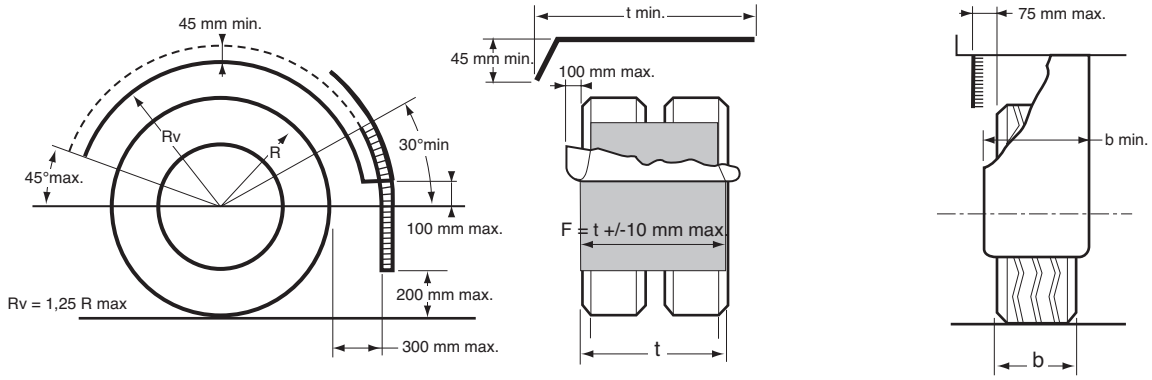

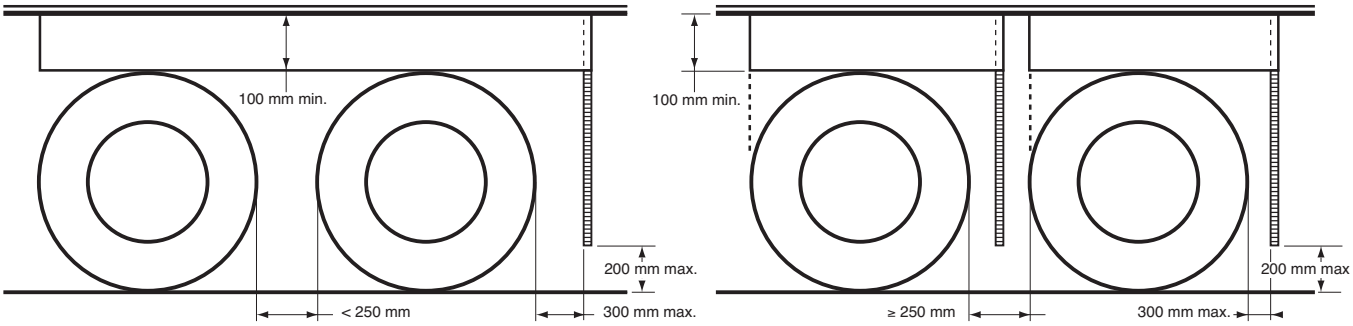

Roues directrices, dimensions minimales exigées
Guiding wheels, minimum dimensions required

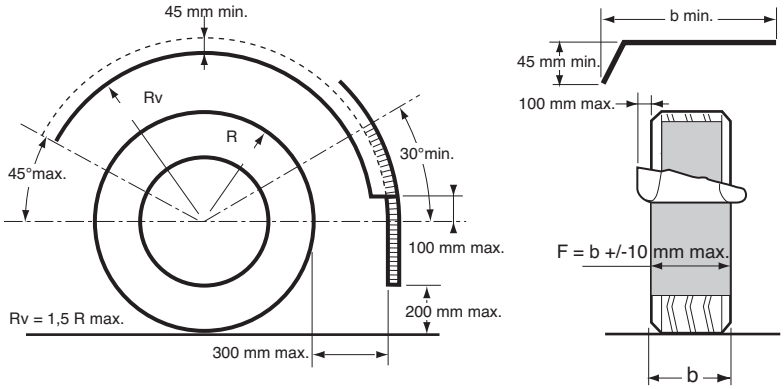

Les dimensions indiquées sont données en mm, véhicule à vide, surface de chargement à l'horizontale et roues dirigées en ligne droite. La hauteur libre de la bavette est limitée à 450 mm. En circulation elle ne doit pas trop s'écarter du pneumatique : voir essai de flexion maximale 6-3-6 du règlement UE 109/2011.

The dimensions indicated are in mm, vehicle unloaded, loading surface horizontal and wheels straightened.
The free height of the flap is limited to 450 mm. When on the road, it should not move too far out from the tyre : see maximum bending test 6-3-6 of the reglement UE 109/2011.

CLEAR PASS® est une marque déposée
CLEAR PASS® is a trademark

Bavettes caoutchouc / *MUD-FLAP in rubber*

Bavette caoutchouc naturel, épaisseur 3 mm.
Mud-flat in naturel rubber, 3 mm thickness.

Référence *Reference*	Kg	L (mm)	H (mm)	
3950304	0,77	500	350	
3950305	0,97	600	400	4

Bavettes anti-projections / *Spray suppression flaps*

CLEAR PASS

Protections homologuées e6*109/2011*2015/166*0025*00, personnalisable sans supplément à partir de 24 pièces.
*Flaps, approved e6*109/2011*2015/166*0025*00, customizable at no extra charge from 24 pieces.*

Référence *Reference*	Kg	L (mm)	H (mm)
3950310	3,90	610	1220
3950311	3,35	610	1065
3950312	3,40	610	915
3950318	2,35	610	725
3950345	3,30	450	1220
3950346	2,90	450	1065
3950347	2,50	450	915
3950349	3,70	660	1065
3950350	3,20	660	915
3950355	3,90	690	1065

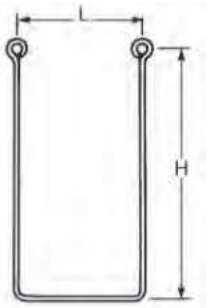

Raidisseurs galvanisés avec 2 assemblages U.
Galvanized stiffeners with 2 U assemblies.

Référence *Reference*	Kg	L (mm)	H (mm)
3950331	1,40	450	750

Assemblage U.
U assembly.

Référence *Reference*
3950330ET

Bavettes anti-projections / *Spray suppression flaps*



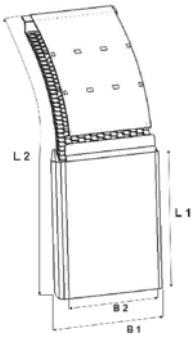

SUPRA

Bavette anti-projections Parlok (e1*109/2011*109/2011*0018*00).
*Parlok spray suppression mudflap (e1*109/2011*109/2011*0018*00).*

Référence *Reference*	Kg	B1	B2	L1	L2	Matière *Material*	Sur stock *On stock*
100780	1,60	405-430	370	400	820	PE-HD	X
100793	1,80	450-455	420	400	820	PE-HD	-
100795	1,60	480-500	445	300	720	PE-HD	X
100803	2,00	550	515	300	720	PE-HD	X
100812	2,20	595-630	560	400	820	PE-HD	X
100818	2,50	650-680	615	400	820	PE-HD	X
100831	2,90	720	685	400	820	PE-HD	-

Kit visserie pour bavette anti-projections Parlok SUPRA.
Fixing set for Parlok SUPRA mudflap.

Référence *Reference*	Kg	Finition *Finish*
102861	-	Acier zingué *Zinc plated*

Jupes latérales anti-projections / *Spray suppression lateral flaps*

Jupes latérales Clear Pass homologuées e6*109/2011*109/2011*0025*00.
*Clear Pass lateral flaps, approved e6*109/2011*109/2011*0025*00.*

Référence *Reference*	Kg	L (mm)	H (mm)
3950361	1,30	1220	200
3950362	2,20	1220	300
3950363	1,20	1350	150
3950364	2,50	2000	200

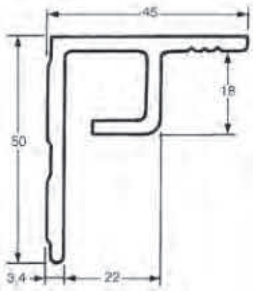

Profil aluminium anodisé pour accrochage des jupes latérales.
Anodised aluminium profile for fixing of the lateral flaps.

Référence *Reference*	Longueur *Length*
3950332	4000

Jupes latérales anti-projections / *Spray suppression lateral flaps*

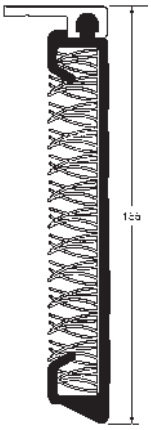

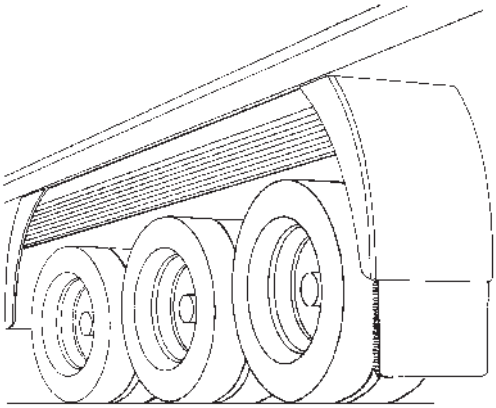

Jupe latérale complète, hauteur 155 mm, équipée d'un dispositif anti-projections.
Side-skirt plus profile, 155 mm height fitted with anti spray.

Référence *Reference*	Longueur *Length*	Hauteur *Height*
3950375	3800	155

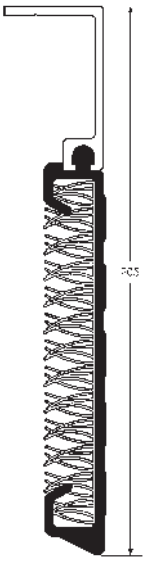

Jupe latérale complète, hauteur 205 mm, équipée d'un dispositif anti-projections.
Side-skirt plus profile, 205 mm height fitted with anti spray.

Référence *Reference*	Longueur *Length*	Hauteur *Height*
3950377	3800	205

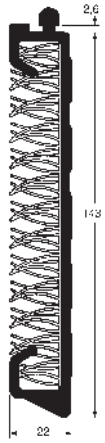

Bandeau anti-projections.
Side-skirt.

Référence *Reference*	Longueur *Length*
3950375JU	3800
3950376JU	4500

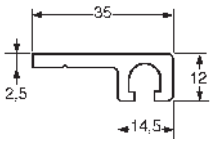

Profil aluminium anodisé.
Anodized aluminium profile.

Référence *Reference*	Longueur *Length*
3950367SU	3800

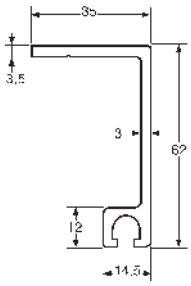

Profil aluminium anodisé.
Anodized aluminium profile.

Référence *Reference*	Longueur *Length*
3950368SU	3800

Jupes latérales anti-projections et ailerons / *Spats and spray suppression lateral flaps*

SUPRA WHITE LINE

Aileron Parlok + jupe latérale (e1*109/2011*109/2011*0018*00).
*Parlok Spat + Valance (e1*109/2011*109/2011*0018*00).*

Référence *Reference*	B	L	H	A	F	Type *Type*	Sur stock *On stock*
102758	500		600	70	400		-
102759	650		600	70	400		-
102746		140	4000			Valance	-

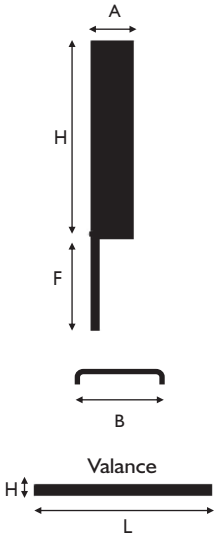

Profil aluminium de fixation de jupe latérale pour modèle Parlok White Line Supra.
Aluminium fixing profile for Parlok White Line SUPRA Valance.

Référence *Reference*	L	Sur stock *On stock*
102907	4000	-

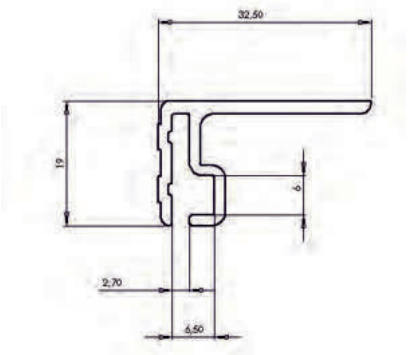

Cales de roues / *Wheel chocks*



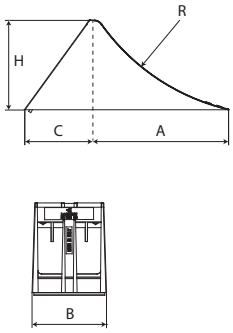

CROWNY 36

Cale de roue E36 plastique jaune.
Yellow plastic wheel chock E36.

Référence *Reference*	Kg	A (mm)	B (mm)	C (mm)	H (mm)	R (mm)	Type *Type*	Sur stock *On stock*
3951500	0,53	220	122	115	147	355	Avec insert *With insert*	x
3951501	0,44	220	122	115	147	355	Sans insert *Without insert*	-

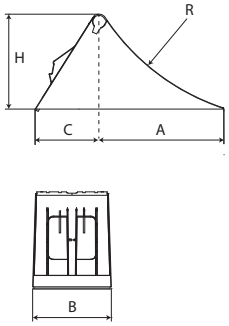

CROWNY 46

Cale de roue E46 plastique jaune.
Yellow plastic wheel chock E46.

Référence *Reference*	Kg	A (mm)	B (mm)	C (mm)	H (mm)	R (mm)	Type *Type*	Sur stock *On stock*
3951510	0,84	253	160	134	193	460	Avec insert *With insert*	x
3951511	0,73	253	160	134	193	460	Sans insert *Without insert*	-

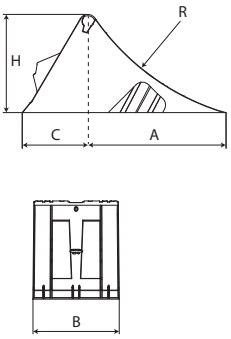

CROWNY 53

Cale de roue E53 plastique jaune.
Yellow plastic wheel chock E53.

Référence *Reference*	Kg	A (mm)	B (mm)	C (mm)	H (mm)	R (mm)	Type *Type*	Sur stock *On stock*
3951520	1,4	317	198	150	225	555	Avec insert *With insert*	x
3951521	1,25	317	198	150	225	555	Sans insert *Without insert*	x

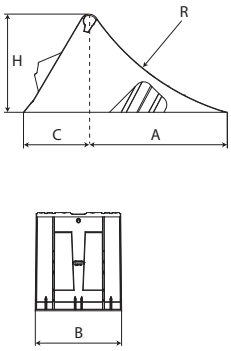

CROWNY HEAVY 53

Cale de roue E53 plastique jaune.
Yellow plastic wheel chock E53.

Référence *Reference*	Kg	A (mm)	B (mm)	C (mm)	H (mm)	R (mm)	Type *Type*	Sur stock *On stock*
3951531	1,66	315	201	152	230	555	Sans insert *Without insert*	-

Cales de roues / *Wheel chocks*

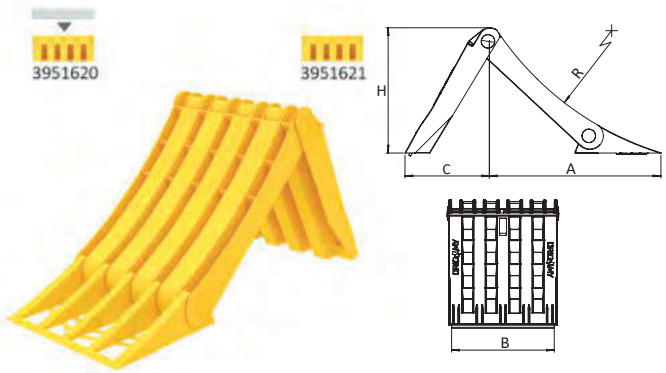

ORIGAMY E53

Cale de roue E53 plastique jaune.
Yellow plastic wheel chock E53.

Référence *Reference*	Kg	A (mm)	B (mm)	C (mm)	H (mm)	R (mm)	Type *Type*	Sur stock *On stock*
3951620	0,96	319	188,5	153	230	560	Avec insert *With insert*	X
3951621	0,81	319	188,5	153	230	560	Sans insert *Without insert*	X

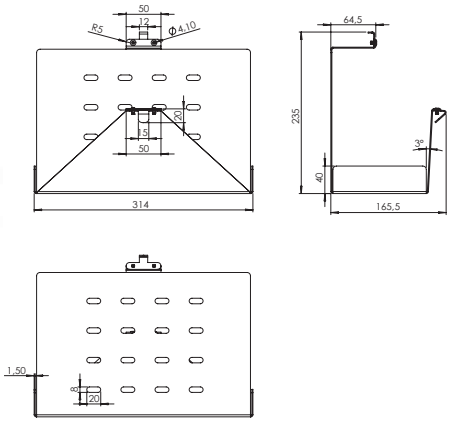

BOX

Support en acier peinture noire pour 2 cales de roue ORIGAMY E53.
Black painted steel support for 2 ORIGAMY E53 wheel chocks.

Référence *Reference*	Kg	Sur stock *On stock*	
3951631	1,54	-	6



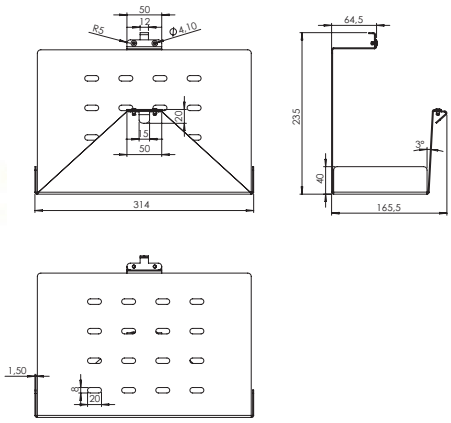

BOX

Support en acier magnelis pour 2 cales de roue ORIGAMY E53.
Magnelis steel support for 2 ORIGAMY E53 wheel chocks.

Référence *Reference*	Kg	Sur stock *On stock*
3951630	1,54	X

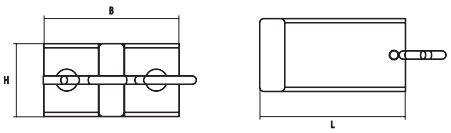

ALOK SINGLE

Support aluminium pour cale ORIGAMY E53.
Aluminum support for ORIGAMY E53.

Référence *Reference*	Kg	Sur stock *On stock*
3951635	0,16	X

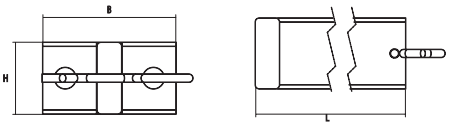

ALOK DOUBLE

Support aluminium pour 2 cales ORIGAMY E53.
Aluminum support for 2 ORIGAMY E53.

Référence *Reference*	Kg	Sur stock *On stock*
3951636	0,23	X

Cales de roues / *Wheel chocks*

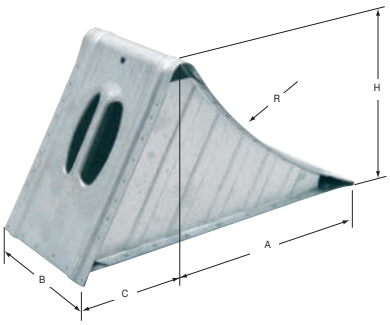

Cale de roue acier galvanisé, DIN 76051-11/92.
Galvanized steel wheel chock (DIN 76051-11/92).

Référence *Reference*	Kg	A (mm)	B (mm)	C (mm)	H (mm)	R (mm)	Charge (kN) *Charge (kN)*	Type *Type*	Sur stock *On stock*
3951284GA	4,30	320	200	150	230	560	16	NG53	x
3951286GA	2,80	260	160	120	190	460	50	NG46	x
3951288GA	1,00	220	120	100	150	360	65	-	x

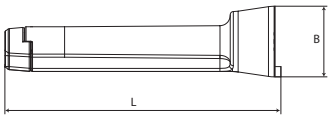

KLOK

Support plastique noir pour cale de roue.
Black plastic support for wheel chock.

Référence *Reference*	Kg	B (mm)	L (mm)	Pour *For*	Sur stock *On stock*
3951450	0,16	55	215	G46	x
3951451	0,18	55	258	E53	x



ROUNDY

Support zingué pour cale de roue.
Zinc plated steel support for wheel chock.

Référence *Reference*	Kg	Ø	L (mm)	Sur stock *On stock*
3951452	0,42	21	250	-

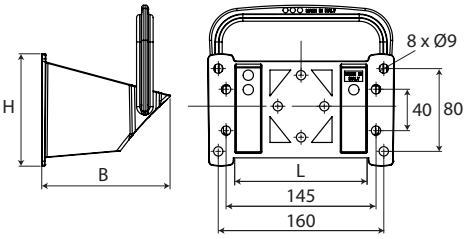

DOUBLE

Support plastique noir pour cale de roue plastique CROWNY 36.
Black plastic support for wheel chock CROWNY 36.

Référence *Reference*	Kg	B (mm)	L (mm)	H (mm)	Sur stock *On stock*
3951458	0,17	124	133	128	x

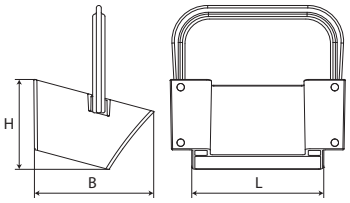

HOST

Support plastique noir pour cale de roue plastique CROWNY 46.
Black plastic support for wheel chock CROWNY 46.

Référence *Reference*	Kg	B (mm)	L (mm)	H (mm)	Sur stock *On stock*
3951465	0,4	194	184	128	x

Cales de roues / *Wheel chocks*

LOKHEN



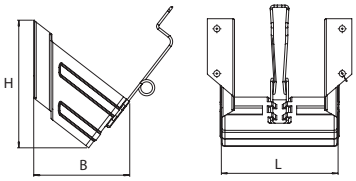

BEGIN

Support acier galvanisé pour cale de roue plastique CROWNY 46.
Galvanized steel support for wheel chock CROWNY 46.

Référence *Reference*	Kg	B (mm)	L (mm)	H (mm)	Sur stock *On stock*
3951474	0,49	127	165	167	x

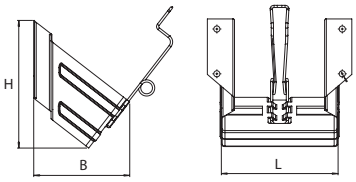

BEGIN

Support acier peinture noire pour cale de roue plastique CROWNY 46.
Black painted steel support for wheel chock CROWNY 46.

Référence *Reference*	Kg	B (mm)	L (mm)	H (mm)	Sur stock *On stock*
3951477	0,49	127	165	167	-

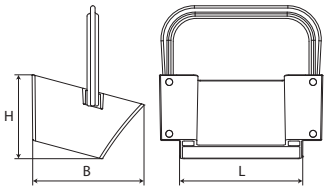

HOST

Support plastique noir pour cale de roue plastique CROWNY 53.
Black plastic support for wheel chock CROWNY 53.

Référence *Reference*	Kg	B (mm)	L (mm)	H (mm)	Sur stock *On stock*
3951466	0,7	191	212	144	x



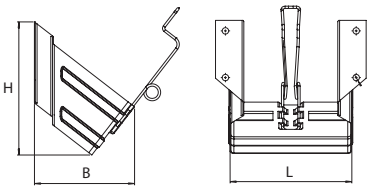

BEGIN

Support acier galvanisé pour cale de roue plastique CROWNY 53.
Galvanized steel support for wheel chock CROWNY 53.

Référence *Reference*	Kg	B (mm)	L (mm)	H (mm)	Sur stock *On stock*
3951475	0,98	171	208	228	x

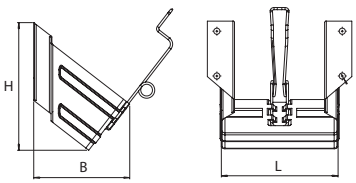

BEGIN

Support acier peinture noire pour cale de roue plastique CROWNY 53.
Black painted steel support for wheel chock CROWNY 53.

Référence *Reference*	Kg	B (mm)	L (mm)	H (mm)	Sur stock *On stock*
3951478	0,91	171	208	228	-

Cales de roues / *Wheel chocks*

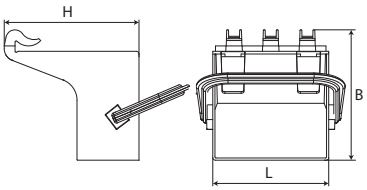

NEST

Support 90° plastique noir pour cale de roue plastique CROWNY 53.
Black plastic support 90° for wheel chock CROWNY 53.

Référence *Reference*	Kg	B (mm)	L (mm)	H (mm)	Sur stock *On stock*
3951460	1,09	244	217	252	x

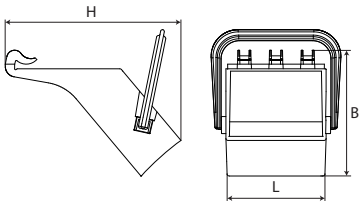

NEST

Support 130° plastique noir pour cale de roue plastique CROWNY 53.
Black plastic support 130° for wheel chock CROWNY 53.

Référence *Reference*	Kg	B (mm)	L (mm)	H (mm)	Sur stock *On stock*
3951462	1,24	270	210	377	x

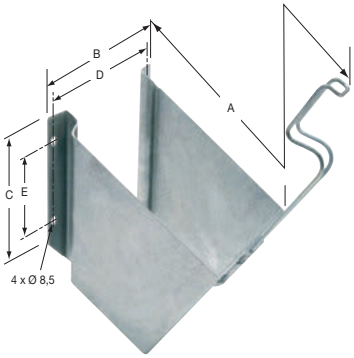

Support acier galvanisé.
Galvanized steel support.

Référence *Reference*	Kg	A (mm)	B (mm)	C (mm)	D (mm)	E (mm)	Pour *For*	Type *Type*
3951287GA	0,995	225	210	100	184 190	60	3951288GA	NG46
3951289GA	0,50	225	164	92	144	40	3951288GA	-
3951307GA	1,378	266	250	120	226 230	80	3951284GA	NG53

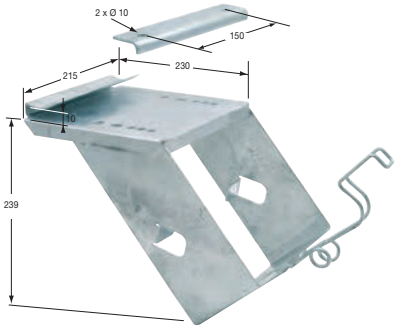

Support à brider, acier galvanisé, pour cale de roue NG53.
Steel support for wheel chock NG53.

Référence *Reference*	Kg	Pour *For*
3951305	3,22	3951284GA

Treuils porte-roue / *Spare wheel carrier*

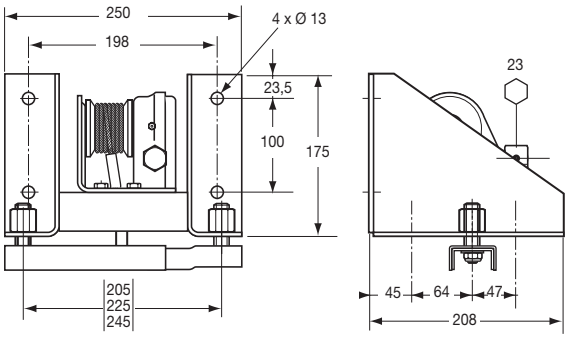

Porte-roue pour jante, montage à 6 trous.
Wheel carrier, 6 stud wheel.

Référence *Reference*	Kg
3644287	6,34

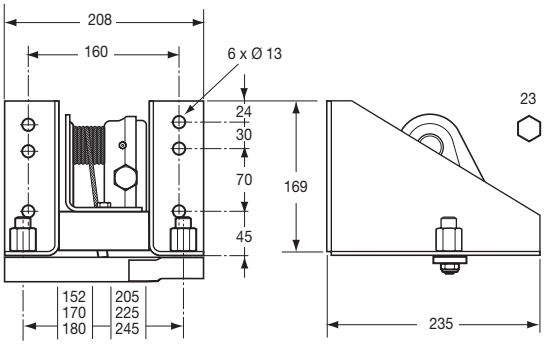

Porte-roue universel 152/245 mm.
Universal spare wheel carrier 152/245 mm.

Référence *Reference*	Kg
3644295	5,80

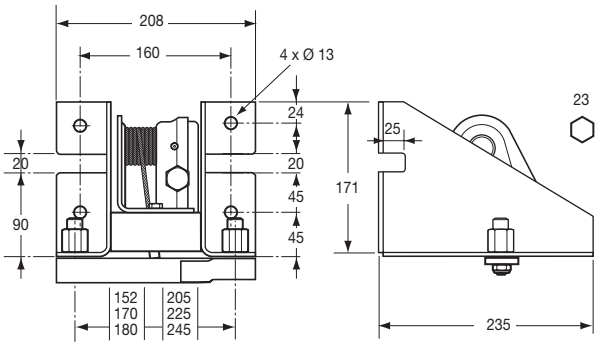

Porte-roue pour Mercedes Sprinter.
Spare wheel carrier for Mercedes Sprinter.

Référence *Reference*	Kg
3644296	5,715

Treuils porte/roue / *Spare wheel carrier*

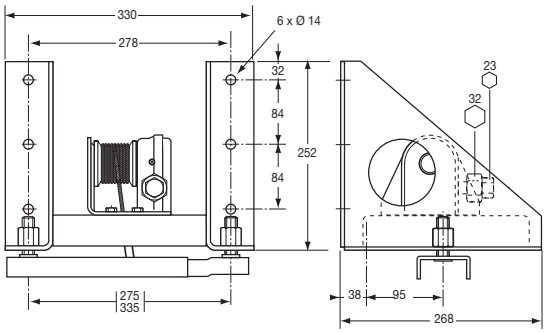

Porte-roue pour jante, montage à 8/10 trous.
Wheel carrier, 8/10 stud wheel.

Référence *Reference*	Kg
3644288	10,40

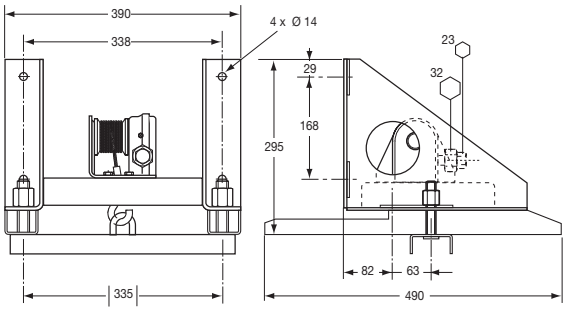

Porte-roue pour jante, montage à 10 trous.
Wheel carrier, 10 stud wheel.

Référence *Reference*	Kg
3644275	15,45

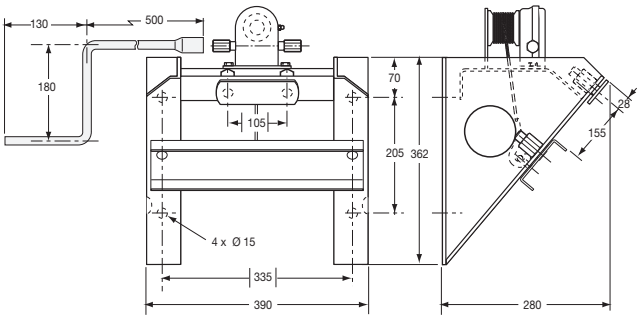

Porte-roue incliné à 52 ° avec manivelle pour jante, montage à 10 trous.
Tilted wheel carrier (52°) with crank, for 10 stud wheel.

Référence *Reference*	Kg
3644289	19,50

Treuils porte-roue / *Spare wheel carrier*

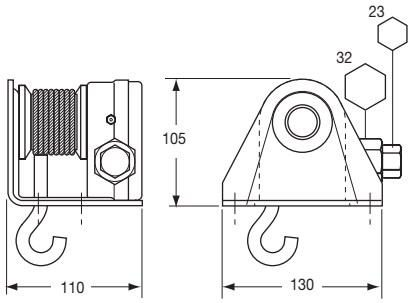

Mécanisme seul pour 3644275 et 3644288 (1 tour = 7 mm).
Only mecanism for 3644275 and 3644288 (1 turn = 7 mm).

Référence *Reference*	Kg	Pour *For*
3644291	0,194	3644275 3644288

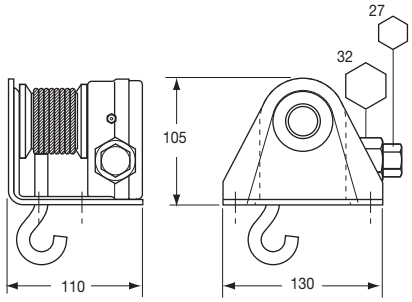

Mécanisme seul pour 3644275 et 3644288 (1 tour = 7 mm).
Only mecanism for 3644275 and 3644288 (1 turn = 7 mm).

Référence *Reference*	Kg	Pour *For*
3644297	0,194	3644275 3644288

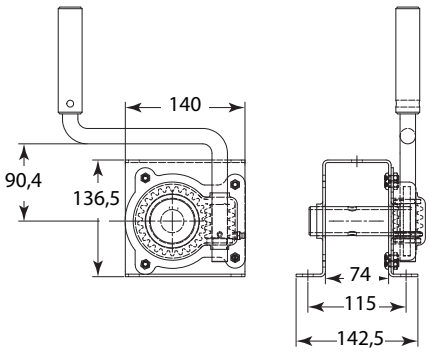

Treuil de relevage acier, charge maxi : 250 kg, levée par tour : 8 mm, rapport vis/roue : 1/25.
Pulling winch, steel, maximum load : 250 kg, raising distance : 8 mm per revolution, ratio screw gear/pinion : 1/25.

Référence *Reference*	Kg
3644265	4,50

Clés et douilles / *Crank/handle and socket*

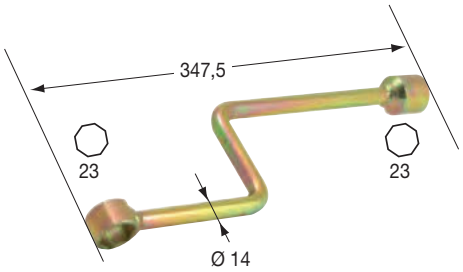

Clé 23 mm, acier zingué bichromaté, pour treuil porte-roue.
ZBI crank-handle 23 mm for spare wheel carrier.

Référence *Reference*	Kg
3644294	0,59



Clé de roue seule acier zingué, avec sacoche toile.
Zinc plated crank-handle only, with cloth bag.

Référence *Reference*	Kg	B (mm)	Ø D (mm)	Ø d (mm)
3644320	3,272	480	22	22

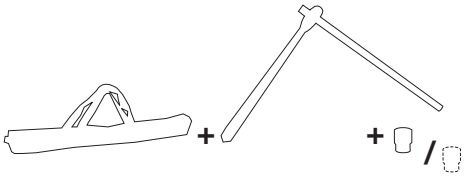

Clé de roue complète = sacoche + clé + douille(s).
Complete crank-handle = cloth bag + crank-handle + socket(s).

Référence *Reference*	Kg	
3644327	3,545	27
3644332	3,571	32

Clés et douilles / *Crank/handle and socket*

Douille 27 mm, acier zingué, pour clé de roue 3644320.
Socket 27 mm, zinc plated, for crank-handle 3644320.

Référence *Reference*	Kg	Pour *For*
3644327D0	0,273	3644320

Douille 32 mm, acier zingué, pour clé de roue 3644320.
Socket 32 mm, zinc plated, for crank-handle 3644320.

Référence *Reference*	Kg	Pour *For*
3644332D0	0,299	3644320

Chaînes à neige automatiques / *Automatic snow chains*

Configurez ce produit dans notre configurateur en ligne NEMO sur www.pommier.eu
Configure this product in our NEMO online configurator at www.pommier.eu

OBTENEZ PLUS DE TRACTION, EN APPUYANT SIMPLEMENT SUR UN BOUTON...
GET MORE TRACTION, BY SIMPLY PUSHING ON A BUTTON...

Comment fonctionne Onspot ?
Grâce à la force centrifuge, les chaînes tournent sous le pneu et permet une traction similaire à une paire de chaîne à neige traditionnelle.
How does Onspot work?
Thanks to centrifugal force, the chains rotate under the tire and provide traction similar to a pair of traditional snow chains.

Un produit adapté à votre véhicule.
Les supports sont parfaitement adaptés pour chaque modèle de véhicule.
A product adapted to your vehicle.
The brackets are perfectly adapted for each vehicle model.

Réparation & maintenance.
Onspot est pratiquement sans entretien. Il suffit d'engager le système une fois par mois pour garder les roulements en bon état.
Repair & maintenance.
Onspot is virtually maintenance free. You have to engage the system once a month to keep the bearings in good condition.

COMPLÉMENTS CARROSSERIE
ADDITIONAL BODYWORK ACCESSORIES

ACCÈS / *ACCESS*	625
ACCESSOIRES DE BÂCHAGE / *CURTAIN ACCESSORIES*	596
ACCESSOIRES DE CAISSE AMOVIBLE ET CONTENEUR / *CONTAINER ACCESSORIES*	616
ACCESSOIRES DE TOIT COULISSANT / *SLIDING ROOF ACCESSORIES*	591
ACCESSOIRES POUR BENNES ET PLATEAUX / *ACCESSORIES FOR TIPPER AND FLATBED*	606
ACCESSOIRES POUR CITERNES / *TANK ACCESSORIES*	519
ASSISTANCE AU RELEVAGE / *LIFTING ASSISTANCE*	574
BAIES / *WINDOWS*	571
DISPOSITIFS AÉRODYNAMIQUES / *AERODYNAMIC DEVICES*	518
JOINTS / *SEALS*	522
PORTES ARRIÈRE SECTIONNELLES / *MODULAR SECTIONAL REAR DOORS*	516
POTEAUX COULISSANTS / *SLIDING PILLARS*	592
PROFILS ALUMINIUM EXTÉRIEURS / *EXTERIOR ALUMINIUM PROFILES*	539
PROFILS ALUMINIUM INTÉRIEURS / *INTERIOR ALUMINIUM PROFILES*	534
REVÊTEMENTS DE SOLS / *FLOOR COVERING*	565
SÉCURITÉ / *SECURITY*	552
SIGNALISATION / *MARKING*	555
TOIT COULISSANT OPEN / *OPEN SLIDING ROOF*	586
VENTILATION / *VENTILATION*	567

Portes arrière sectionnelles / *Modular sectional rear doors*

Configurez ce produit dans notre configurateur en ligne NEMO sur www.pommier.eu
Configure this product in our NEMO online configurator at www.pommier.eu



TRAINPLUS® SK EASYLIFT
Porte arrière sectionnelle modulaire avec assistance électrique
Modular sectional rear door with electric assistance

Panneaux sectionnels peints (RAL au choix) en aluminium épaisseur 25 mm. Assistance électrique Easylift 24V avec contrôleur, télécommande et câbles.
Painted sectional panels (RAL of your choice) in 25 mm thick aluminium. Easylift 24V electric assistance with controller, remote control and cables.

TRAINPLUS® SK
Porte arrière sectionnelle modulaire avec assistance à ressort
Modular sectional rear door with spring assistance

Panneaux sectionnels peints (RAL au choix) en aluminium épaisseur 25 mm.
Painted sectional panels (RAL of your choice) in 25 mm thick aluminium.

Portes arrière sectionnelles / *Modular sectional rear doors*

Configurez ce produit dans notre configurateur en ligne NEMO sur www.pommier.eu
Configure this product in our NEMO online configurator at www.pommier.eu

THERMOSAFE ST EASYLIFT
Porte arrière sectionnelle modulaire avec assistance électrique
Modular sectional rear door with electric assistance

Panneaux sectionnels peints (RAL au choix) en acier rempli de mousse isolante XPS épaisseur 60 mm. Assistance électrique Easylift 24V avec contrôleur, télécommande et câbles.
Painted sectional panels (RAL of your choice) in steel filled with 60 mm thick XPS insulating foam. Easylift 24V electric assistance with controller, remote control and cables.

THERMOSAFE ST
Porte arrière sectionnelle modulaire avec assistance à ressort
Modular sectional rear door with spring assistance

Panneaux sectionnels peints (RAL au choix) en acier rempli de mousse isolante XPS épaisseur 60 mm.
Painted sectional panels (RAL of your choice) in steel filled with 60 mm thick XPS insulating foam.

Déflecteurs arrière aérodynamiques / *Aerodynamic rear spoilers*



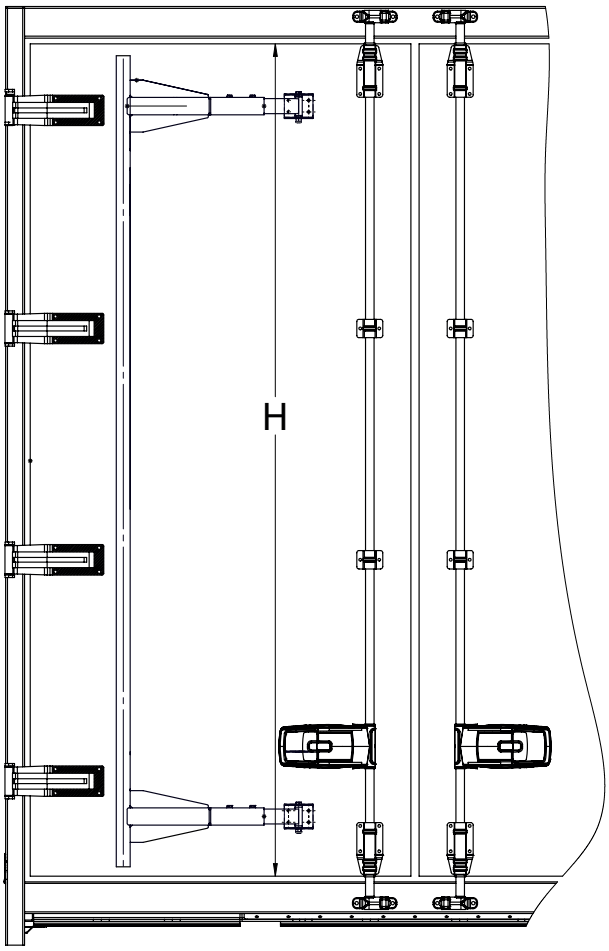

AIRWIN

Déflecteurs arrière aérodynamiques.
Aerodynamic rear spoilers.

Référence *Reference*	Kg	H
3130010	40	2590 - 2880
3130020	44	2881 - 3170

Porte flexibles / *Hose tube holder*

Tuyau porte flexibles étanche polypropylène.
Polypropylene flexible hose.

Référence *Reference*	Ø	Longueur *Length*	Matière *Material*	Sur stock *On stock*
3953045	160	5 m	PP	-
3953046	160	6 m	PP	-
3953145	180	5 m	PP	-
3953146	180	6 m	PP	-
3953245	200	6 m	PP	–
3953246	200	6 m	PP	-

Couvercle porte simple Ø 180 mm avec bac récupérateur.
Single door cover Ø 180 mm with recovery tray.

Référence *Reference*	Ø	Pour *For*	Côté *Side*	Sur stock *On stock*
3953100	180	3953045 3953046 3953145 3953146 3953245 3953246	Droit (e) *Right*	-
3953101	180		Gauche *Left*	-

Couvercle porte simple.
Single door cover.

Référence *Reference*	Ø	Sur stock *On stock*
3953001	160	-
3953201	200	-

Bouchon simple.
Single cap.

Référence *Reference*	Ø	Sur stock *On stock*
3953111	180	-

Bouchon simple.
Single cap.

Référence *Reference*	Ø	Sur stock *On stock*
3953011	160	-
3953211	200	-

Porte flexibles / *Hose tube holder*

Couvercle porte double.
Double door cover.

Référence *Reference*	Ø	Sur stock *On stock*
3953002	160	-
3953202	200	-

Bouchon double.
Double cap.

Référence *Reference*	Ø	Sur stock *On stock*
3953012	160	-
3953212	200	-

Couvercle porte triple.
Triple door cover.

Référence *Reference*	Ø	Sur stock *On stock*
3953003	160	-
3953203	200	-

Bouchon triple.
Triple cap.

Référence *Reference*	Ø	Sur stock *On stock*
3953013	160	-
3953213	200	-

Porte flexibles / *Hose tube holder*

Support rectangulaire simple.
Simple rectangular support.

Référence *Reference*	Ø	A (mm)	B (mm)	C (mm)	Sur stock *On stock*
3953021	160	190	195	63	-
3953221	200	230	236	63	-

Support rectangulaire double.
Double rectangular support.

Référence *Reference*	Ø	A (mm)	B (mm)	C (mm)	Sur stock *On stock*
3953022	160	350	195	63	-
3953222	200	430	235	63	-

Support rectangulaire triple.
Triple rectangular support.

Référence *Reference*	Ø	A (mm)	B (mm)	C (mm)	Sur stock *On stock*
3953023	160	510	195	63	-
3953223	200	360	235	63	-

Support rond simple.
Simple round support.

Référence *Reference*	Ø	A (mm)	B (mm)	C (mm)	Sur stock *On stock*
3953031	160	202	202	37	-
3953231	200	242	242	37	-

Joints avec semelle rigide / *Seals with rigid soles*

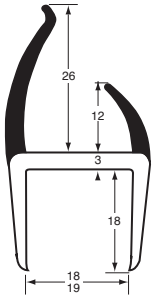

Joint P.V.C. bi-dureté gris / noir.
Grey/black dual-hardness P.V.C.

Référence *Reference*	Longueur *Length*
1132386	5

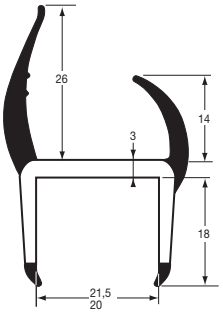

Joint P.V.C. bi-dureté.
Dual-hardness P.V.C.

Référence *Reference*	Longueur *Length*	Couleur *Colour*
1132216	6	Gris *Grey*
1132374	6	Gris/noir *Grey/black*
1132375	5	Gris/noir *Grey/black*
1132375A	2,7	Gris/noir *Grey/black*
1132375B	3,2	Gris/noir *Grey/black*

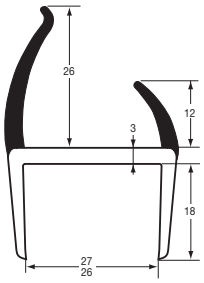

Joint P.V.C. bi-dureté.
Grey dual-hardness P.V.C.

Référence *Reference*	Longueur *Length*	Couleur *Colour*
1132383	5	Gris/noir *Grey/black*

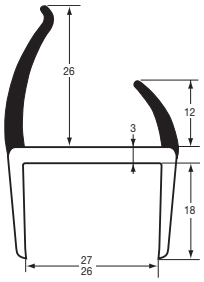

Joint P.V.C. bi-dureté.
Grey dual-hardness P.V.C.

Référence *Reference*	Longueur *Length*	Couleur *Colour*
1132383B	3,2	Gris/noir *Grey/black*

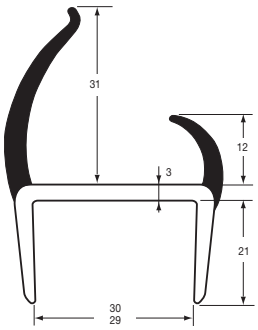

Joint P.V.C. bi-dureté.
Dual-hardness P.V.C.

Référence *Reference*	Longueur *Length*	Couleur *Colour*
1132225	5	Gris *Grey*
1132376	5	Gris/noir *Grey/black*

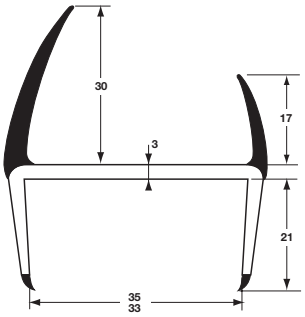

Joint P.V.C. bi-dureté gris / gris.
Grey/grey dual-hardness P.V.C.

Référence *Reference*	Longueur *Length*
1132401	2,7

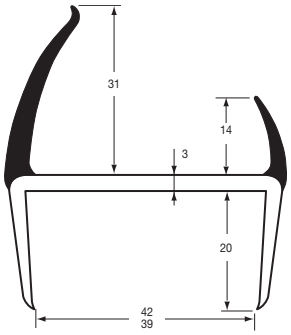

Joint P.V.C. bi-dureté.
Dual-hardness P.V.C.

Référence *Reference*	Longueur *Length*	Couleur *Colour*
1132385	5	Gris/noir *Grey/black*

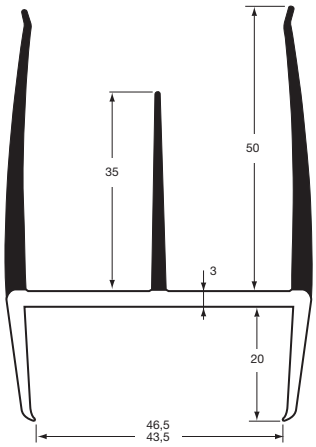

Joint P.V.C. bi-dureté.
Dual-hardness P.V.C.

Référence *Reference*	Longueur *Length*	Couleur *Colour*
1132397	2,7	Gris/noir *Grey/black*
1132400	2,7	Gris *Grey*

Joints avec semelle rigide / *Seals with rigid soles*

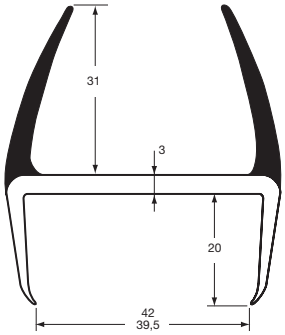

Joint P.V.C. bi-dureté gris.
Grey dual-hardness P.V.C.

Référence *Reference*	Longueur *Length*
1132391	5

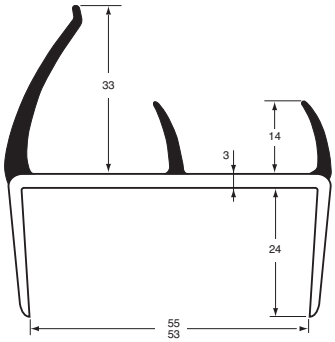

Joint P.V.C. bi-dureté.
Dual-hardness P.V.C.

Référence *Reference*	Longueur *Length*	Couleur *Colour*
1132235	5	Gris *Grey*
1132384	5	Gris/noir *Grey/black*

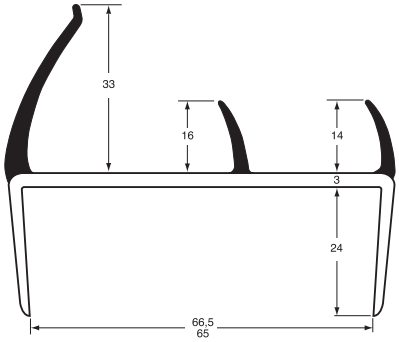

P.V.C. bi-dureté.
Grey dual-hardness P.V.C.

Référence *Reference*	Longueur *Length*	Couleur *Colour*
1132240	5	Gris *Grey*
1132392	5	Gris/noir *Grey/black*



Joint pour porte de régrigérateur 58-87 mm.
Seal for refrigerator door 58-87 mm.

Référence *Reference*	Longueur *Length*	Couleur *Colour*
1132408	3	Noir *Black*

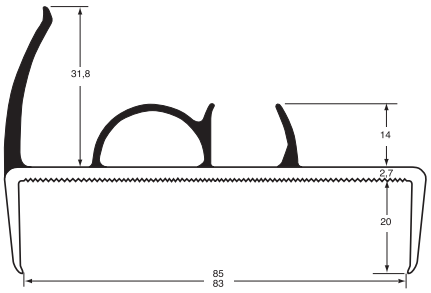

Joint P.V.C. bi-dureté.
Dual-hardness P.V.C.

Référence *Reference*	Longueur *Length*	Couleur *Colour*
1132245	5	Gris *Grey*
1132389	5	Gris/gris *Grey/grey*



Semelle P.V.C rigide grise.
Grey hardness P.V.C.

Référence *Reference*	Longueur *Length*
1132402	2,6

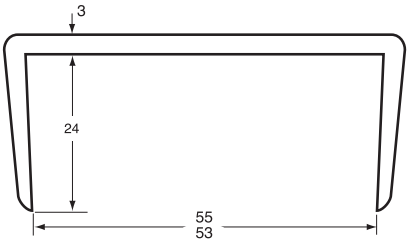

Semelle P.V.C rigide grise.
Grey rigid P.V.C.

Référence *Reference*	Longueur *Length*
1132398	5

Chant de panneau de porte 82-87 mm.
Door panel capping profile 82-87 mm.

Référence *Reference*	Longueur *Length*	Couleur *Colour*
1132412	3	Noir *Black*

Onglets de finition / *Finishing mitres*

Profil onglet de finition.
Grey finishing mitre profile.

Référence *Reference*	Longueur *Length*	Couleur *Colour*
1132393	25	Gris *Grey*
1132394	25	Noir *Black*

Onglets de finition noir.
Black finishing mitres.

Référence *Reference*	A	Pour *For*	Extérieur *Outside*	
1132377	68	1132374 1132375 1132382 1132383 1132386	x	
1132378	78	1132376 1132385	x	50
1132388	90	1132384 1132392	x	

Onglets de finition noir.
Black finishing mitres.

Référence *Reference*	A	Pour *For*	Intérieur *Inside*
1132379	52	1132374 1132375 1132376 1132382 1132383 1132385 1132386	x
1132387	60	1132384 1132392	x

Onglets de finition gris.
Grey finishing mitres.

Référence *Reference*	A	Pour *For*	Extérieur *Outside*
1132390	78	1132389 1132391	x

Joints souples / *Soft seals*

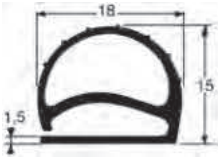

Joint E.P.D.M. gris.
Grey E.P.D.M.

Référence *Reference*	Longueur *Length*
1232510	30

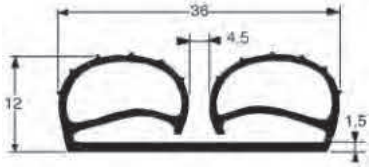

Joint E.P.D.M. gris.
Grey E.P.D.M.

Référence *Reference*	Longueur *Length*
1232514	4,8

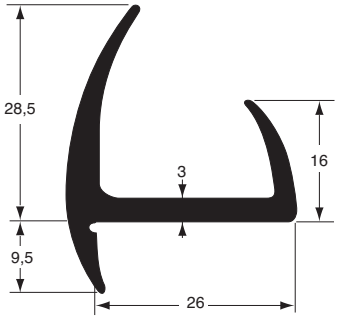

Joint E.P.D.M. noir.
Black E.P.D.M.

Référence *Reference*	Longueur *Length*
1232541	2,5

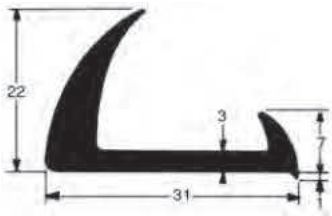

Joint S.B.R. noir.
Black S.B.R.

Référence *Reference*	Longueur *Length*
1103199	2,5

Joints souples / *Soft seals*

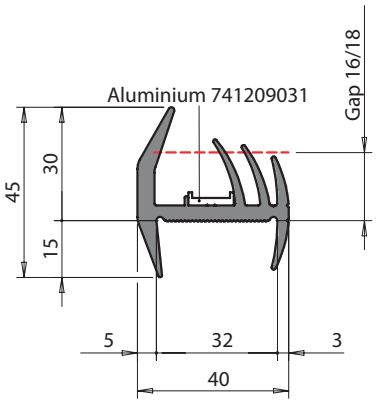

Joint E.P.D.M. noir.
Black EPDM.

Référence *Reference*	Longueur *Length*
580611210	20

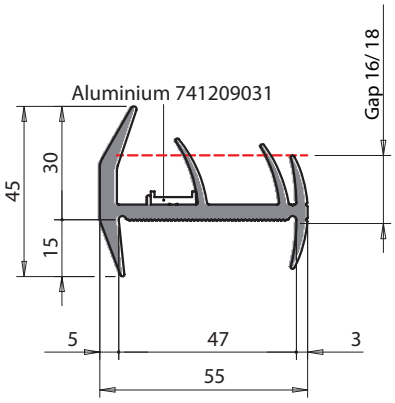

Joint E.P.D.M. noir.
Black EPDM.

Référence *Reference*	Longueur *Length*
580611211	20



Joint E.P.D.M. noir.
Black E.P.D.M.

Référence *Reference*	Longueur *Length*
1232515N0	2,6

Joints extensibles / *Extendable gaskets*

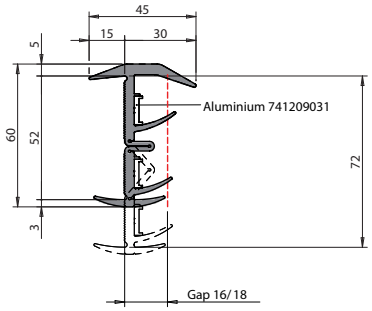

Joint en rouleau de 20 m. Idéal pour panneau de 50 à 70 mm.
Gasket in 20 m rolls for panel width from 50 to 70 mm.

Référence *Reference*	Kg
580611207	0,532

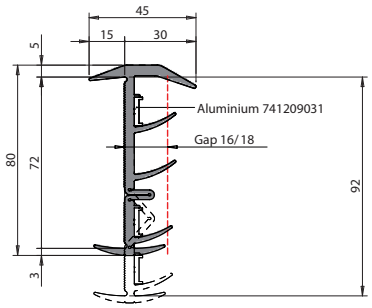

Joint en rouleau de 20 m. Idéal pour panneau de 70 à 90 mm.
Gasket in 20 m rolls for panel width from 70 to 90 mm.

Référence *Reference*	Kg
580611208	0,647

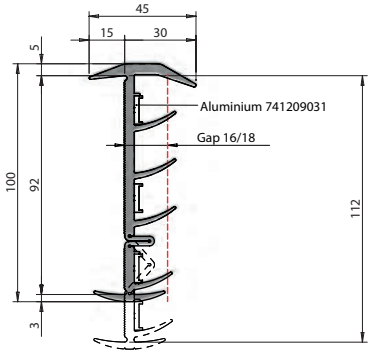

Joint en rouleau de 20 m. Idéal pour panneau de 90 à 110 mm.
Gasket in 20 m rolls for panel width from 90 to 110 mm.

Référence *Reference*	Kg
580611209	0,763

Cadres soudés / *Welded frames*

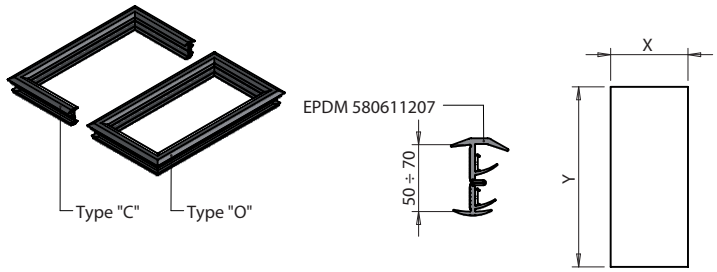

Cadre EPDM avec coins vulcanisés, idéal pour panneau de 50 à 70 mm.
Vulcanised rubber gasket for complete door, panel width from 50 to 70 mm.

Référence *Reference*	
600010795	10

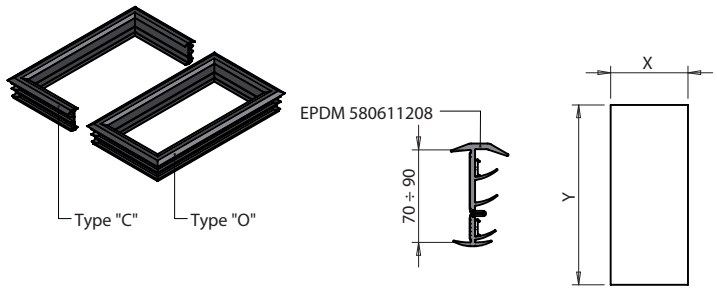

Cadre EPDM avec coins vulcanisés, idéal pour panneau de 70 à 90 mm.
Vulcanised rubber gasket for complete door, panel width from 70 to 90 mm.

Référence *Reference*	
600011412	10

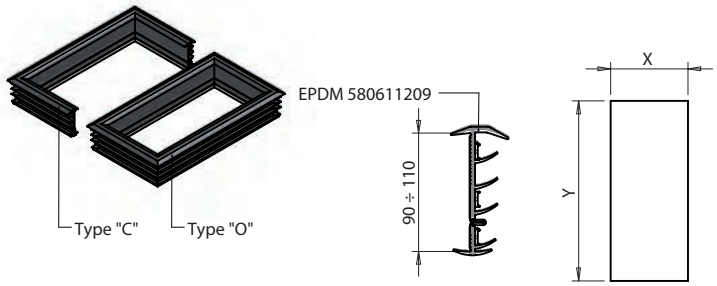

Cadre EPDM avec coins vulcanisés, idéal pour panneau de 90 à 110 mm.
Vulcanised rubber gasket for complete door, panel width from 90 to 110 mm.

Référence *Reference*	
600011413	10

Joints pour vitrage / *Window seals*

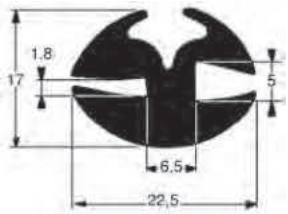

Joint E.P.D.M. noir.
Black E.P.D.M.

Référence *Reference*	Longueur *Length*
1232410	25

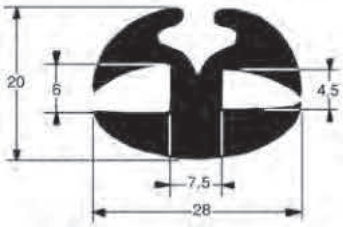

Joint E.P.D.M. noir.
Black E.P.D.M.

Référence *Reference*	Longueur *Length*
1203255	25

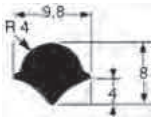

Clé E.P.D.M noir.
Black E.P.D.M filler strip.

Référence *Reference*	Longueur *Length*	Pour *For*
1203242	50	1232410 1203255

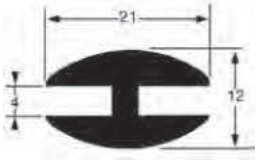

Joint de glace S.B.R. noir.
Black S.B.R.

Référence *Reference*	Longueur *Length*
1132372	50

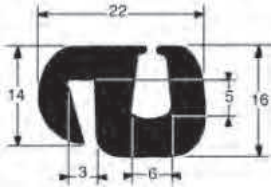

Joint de glace E.P.D.M. noir.
Black E.P.D.M.

Référence *Reference*	Longueur *Length*
1203235	25

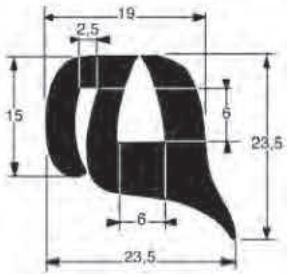

Joint de glace E.P.D.M. noir.
Black E.P.D.M.

Référence *Reference*	Longueur *Length*
1203257	20

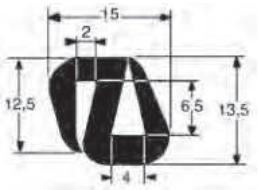

Joint de glace E.P.D.M. noir.
Black E.P.D.M.

Référence *Reference*	Longueur *Length*
1232351	25

Appareil de montage pour profil à clé : avec agrafes PM réf. 4300851, monte les clés 1203242.
Tool used to insert the filler strip : N°4300851 replacement tip for filler strips 1203242.

Référence *Reference*	Kg
4300850	0,15

Joints pour vitrage / *Window seals*

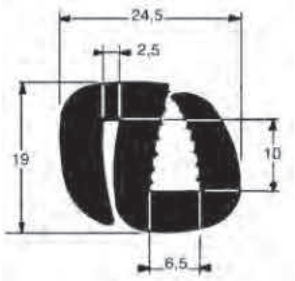

Joint de glace E.P.D.M. noir.
Black E.P.D.M.

Référence *Reference*	Longueur *Length*
1132350	25

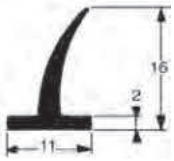

Joint néoprène noir.
Black neoprene section.

Référence *Reference*	Longueur *Length*
1232546	25

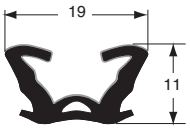

Coulisse E.P.D.M. noir flockée.
Flock E.P.D.M. black.

Référence *Reference*	Longueur *Length*
1145695	50

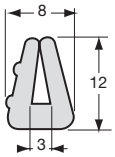

Joint E.P.D.M. gris.
Grey E.P.D.M.

Référence *Reference*	Longueur *Length*
1232040	25

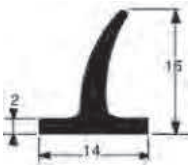

Joint E.P.D.M. noir.
Black E.P.D.M.

Référence *Reference*	Longueur *Length*
1232543	25

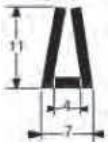

Joint de glace E.P.D.M. noir.
Black E.P.D.M.

Référence *Reference*	Longueur *Length*
1232455	25

Autres joints et accessoires / *Other seals and accessories*

Joint E.P.D.M. noir.
Black E.P.D.M.

Référence *Reference*	Longueur *Length*
1132191	50

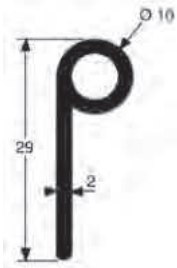

Joint E.P.D.M. noir.
Black E.P.D.M.

Référence *Reference*	Longueur *Length*
1103198	50

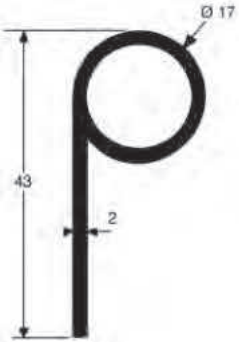

Joint E.P.D.M. noir.
Black E.P.D.M.

Référence *Reference*	Longueur *Length*
1132190	25

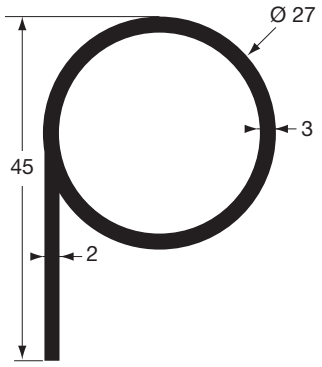

S.B.R noir.
Black S.B.R.

Référence *Reference*	Longueur *Length*
1132302	15

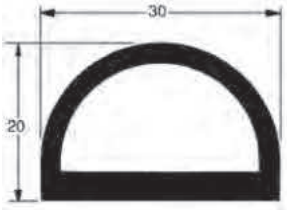

Joint E.P.D.M. noir.
Black E.P.D.M.

Référence *Reference*	Longueur *Length*
1132343	15

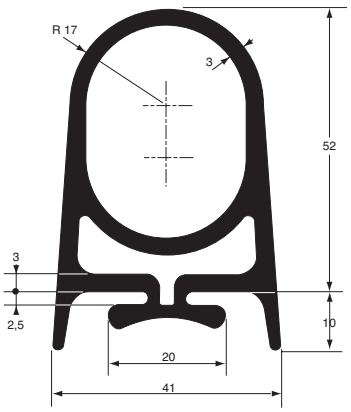

Joint E.P.D.M. noir, pour hayon élévateur isotherme.
Black E.P.D.M., for isothermal elevator tailgate.

Référence *Reference*	Longueur *Length*
1232560	3

Joint E.P.D.M. noir.
Black E.P.D.M.

Référence *Reference*	Longueur *Length*
1203173	2,2

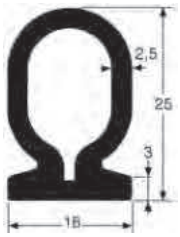

Joint E.P.D.M. noir.
Black E.P.D.M.

Référence *Reference*	Longueur *Length*
1203174	1,6

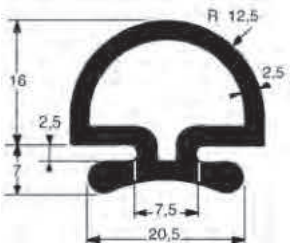

Joint E.P.D.M. noir.
Black E.P.D.M.

Référence *Reference*	Longueur *Length*
1232554	4
1232554C0	20

Autres joints et accessoires / *Other seals and accessories*

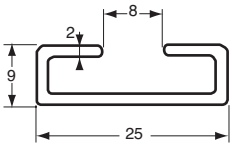

Profil aluminium brut.
Self colour aluminium profil.

Référence *Reference*	Longueur *Length*	Pour *For*
1637597	4	1232560 1203173 1203174 1232554

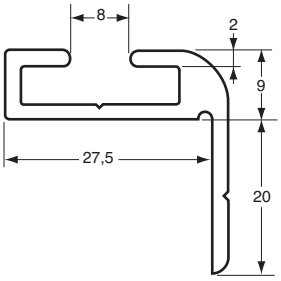

Profil aluminium brut.
Self colour aluminium profil.

Référence *Reference*	Longueur *Length*	Pour *For*
1637598	4	1232560 1203173 1203174 1232554

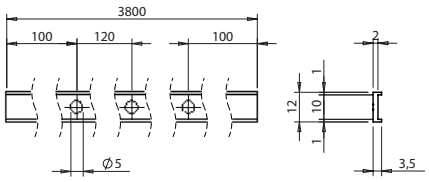

Profil pour fixation joints EPDM.
Fixing profile for EPDM gaskets.

Référence *Reference*	Kg	Pour *For*
741209031	0,38	580311207 580311208 580311209 580311210 580611211

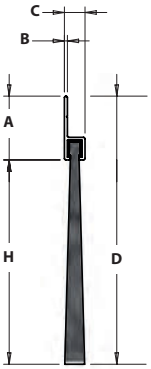

Brosse sur profil alu.
Aluminium brush seal.

Référence *Reference*	Kg	A	B	C	D	H	Longueur *Length*
1132600	0,575	26	1.2	8	55	30	2
1132601	0,735	26	1.2	8	55	30	2
580610497	0,75	25	1	7.2	94.5	72	2
580610498	0,6	25	1	7.2	64.5	42	2

Joints cellulaires / *Sponge rubber strips*

Joint E.P.D.M. noir, cellulaire, étanche, 25% de compression = 4.9 N/cm², 55% de compression = 11.2 N/cm².
Black closed cell E.P.D.M. in rolls, 25% compression = 4.9 N/cm², 55% compression = 11.2 N/cm².

Référence *Reference*	E	L	Longueur *Length*	
1132441EC	15	25	50	
1132441ED	20	25	50	50
1132441FD	20	30	50	
1132441FF	30	30	50	
1132441HD	20	40	50	
1132441HE	25	40	50	
1132441HF	30	40	50	

Joint adhésivé une face, E.P.D.M. noir, cellulaire, étanche, 25% de compression = 4.9 N/cm², 55% de compression = 11.2 N/cm².
Black closed cell E.P.D.M. with self adhesive backing 25% compression = 4.9 N/cm², 50% compression = 11.2 N/cm².

Référence *Reference*	E	L	Longueur *Length*	
1132442BB	10	10	50	
1132442CA	5	15	50	50
1132442CB	10	15	50	
1132442CC	15	15	50	
1132442CF	3	15	50	50
1132442CM	8	15	50	
1132442DA	5	20	50	50
1132442DB	10	20	50	50
1132442DC	15	20	50	50
1132442DD	20	20	50	50
1132442DF	3	20	50	50
1132442DM	8	20	50	50
1132442EA	5	25	50	50
1132442EC	15	25	50	50
1132442FA	5	30	50	50
1132442BA	5	10	50	50
1132442EB	10	25	50	50
1132442FB	10	30	50	50
1132442FC	15	30	50	50
1132442HA	5	40	50	50
1132442LA	5	70	50	

Joints cellulaires / *Sponge rubber strips*

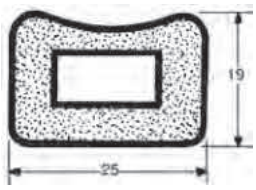

Joint E.P.D.M. noir.
Black E.P.D.M.

Référence *Reference*	Longueur *Length*
1103225	25

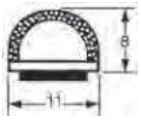

Joint E.P.D.M. bi-dureté noir adhésivé.
Dual-hardness black E.P.D.M. self adhesive.

Référence *Reference*	Longueur *Length*
1103223	100

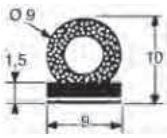

Joint E.P.D.M. bi-dureté noir adhésivé.
Dual-hardness black E.P.D.M. self adhesive.

Référence *Reference*	Longueur *Length*
1103222	100

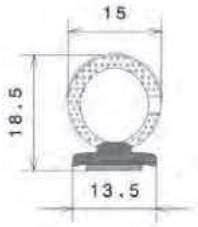

Joint E.P.D.M. bi-dureté noir adhésivé.
Dual-hardness black E.P.D.M. self adhesive.

Référence *Reference*	Longueur *Length*
1103300	50



Joint E.P.D.M. noir.
Black E.P.D.M.

Référence *Reference*	Ø	Longueur *Length*
1103243B	10	50
1103243C	15	25
1103243K	6	50

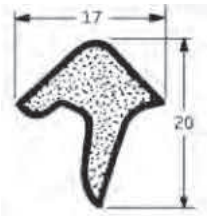

Joint S.B.R. noir.
Black S.B.R.

Référence *Reference*	Longueur *Length*
1131741	25

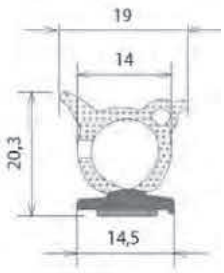

Joint E.P.D.M. bi-dureté noir adhésivé.
Dual-hardness black E.P.D.M. self adhesive.

Référence *Reference*	Longueur *Length*
1103305	25

Joints clips / *Clip on seals*

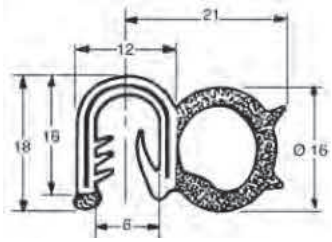

Tubulaire : E.P.D.M. cellulaire noir - Clip armé : E.P.D.M. noir.
Bulb : black closed cell E.P.D.M. - Armoured anchoring part : black E.P.D.M.

Référence *Reference*	Longueur *Length*
1132580	50

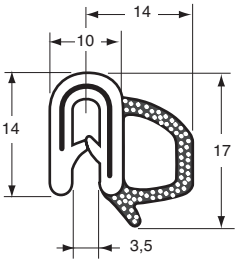

Tubulaire : E.P.D.M. cellulaire noir - Clip armé : E.P.D.M. noir.
Draught Excluder, Bulb : black closed cell E.P.D.M. - Carrier : black E.P.D.M.

Référence *Reference*	Longueur *Length*
1132588	50

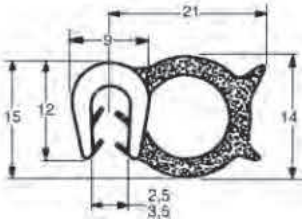

Tubulaire: E.P.D.M. cellulaire noir - Clips : E.P.D.M. noir.
Draught Excluder, Bulb : black closed cell E.P.D.M. - Carrier : black E.P.D.M.

Référence *Reference*	Longueur *Length*
1132596	50

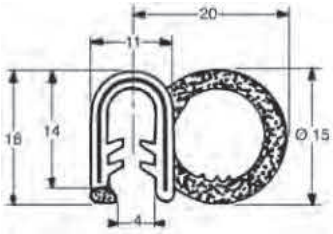

Tubulaire : E.P.D.M. cellulaire noir - Clip armé : E.P.D.M. noir.
Bulb : black closed cell E.P.D.M. - Armoured anchoring part : black E.P.D.M.

Référence *Reference*	Longueur *Length*
1132581	50

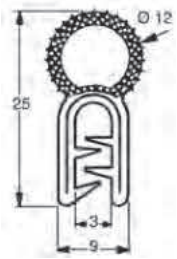

Tubulaire : E.P.D.M. cellulaire noir - Clip armé : E.P.D.M. noir.
Bulb : black closed cell E.P.D.M. - Armoured anchoring part : black E.P.D.M.

Référence *Reference*	Longueur *Length*
1132579	50

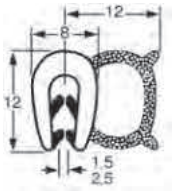

Tubulaire: E.P.D.M. cellulaire noir - Clips : E.P.D.M. noir.
Bulb : black closed cell E.P.D.M. - Anchoring part : black E.P.D.M.

Référence *Reference*	Longueur *Length*
1132583	100

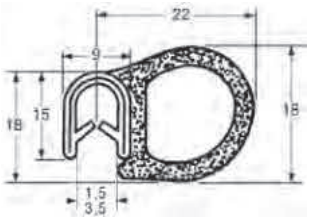

Tubulaire : E.P.D.M. cellulaire noir - Clip armé : E.P.D.M. noir.
Bulb : black closed cell E.P.D.M. - Armoured anchoring part : black E.P.D.M.

Référence *Reference*	Longueur *Length*	
1132582	50	50

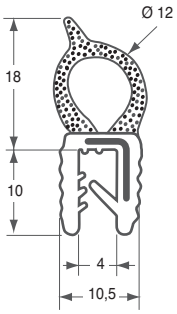

Tubulaire : E.P.D.M. cellulaire noir - Clip armé : E.P.D.M. noir.
Bulb : black closed cell E.P.D.M. - Armoured anchoring part : black E.P.D.M.

Référence *Reference*	Longueur *Length*
1132592	50

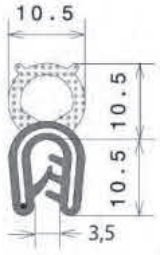

Tubulaire: E.P.D.M. cellulaire noir - Clips : E.P.D.M. noir.
Bulb : black closed cell E.P.D.M. - Anchoring part : black E.P.D.M.

Référence *Reference*	Longueur *Length*
1132510	50

Joints clips / *Clip on seals*

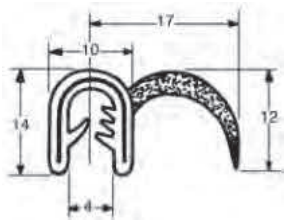

Languette : E.P.D.M. cellulaire noir - Clip armé : E.P.D.M. noir.
Draught Excluder, Fins : black closed cell E.P.D.M. - Carrier : black E.P.D.M.

Référence *Reference*	Longueur *Length*	
1132585	50	50

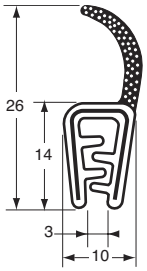

Languette : E.P.D.M. cellulaire noir - Clip armé : E.P.D.M. noir.
Lips : black closed cell E.P.D.M. - Armoured anchoring part : black E.P.D.M.

Référence *Reference*	Longueur *Length*	
1132594	50	50

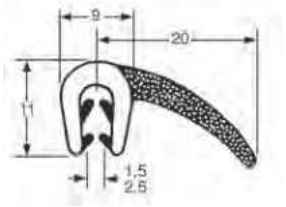

Languette : E.P.D.M. cellulaire noir - Clip : E.P.D.M. rigide et lèvres souples.
Draught Excluder, Fins : black closed cell E.P.D.M. - Carrier : black E.P.D.M.

Référence *Reference*	Longueur *Length*
1132586	50

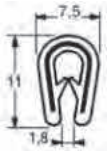

Clips armé P.V.C. noir.
Edge trim, Black P.V.C.

Référence *Reference*	Longueur *Length*	
1132590	50	50

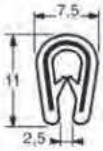

Clips armé P.V.C. noir.
Black P.V.C. clips.

Référence *Reference*	Longueur *Length*	
1132589	50	50

Clips : E.P.D.M. rigide et lèvres souples.
Edge trim, rigid E.P.D.M. and flexible lips.

Référence *Reference*	Longueur *Length*
1132575	100

Clips : E.P.D.M. rigide et lèvres souples.
Anchoring parts ; rigid E.P.D.M. and flexible lips.

Référence *Reference*	Longueur *Length*
1132576	50

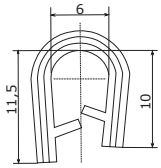

Clips P.V.C.
Edge trim, P.V.C.

Référence *Reference*	A	Longueur *Length*	Couleur *Colour*	
1132599 BL	3	50	Blanc *White*	
1132599 GC	1,5-3	50	Gris *Grey*	
1132599 NO	3	50	Noir *Black*	50

Cornières et finitions / *Corners and finishings*

Méplat aluminium brut.
Raw aluminium flat profiles.

Référence *Reference*	A	Longueur *Length*
1503581	23	5000
1503582	27	5000

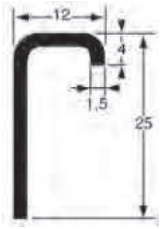

Profil d'encadrement de baie aluminium brut.
Edging section.

Référence *Reference*	Longueur *Length*
1503629	5000

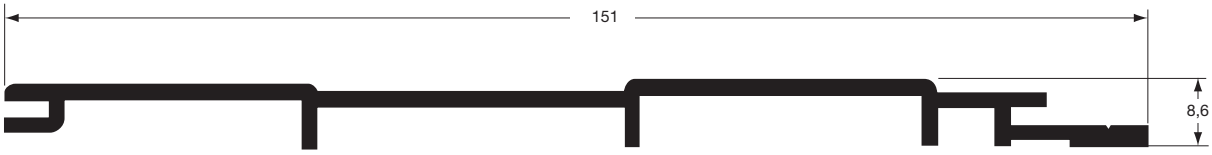

Profil d'habillage aluminium brut, fabrication sur demande minimum 1050 m.
Raw aluminium profil, available upon request, minimum order 1050 m.

Référence *Reference*	Longueur *Length*
1636699	12

Gouttières / *Gutter*

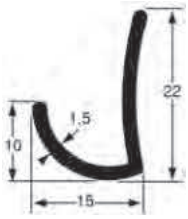

Profil gouttière aluminium brut.
Gutter sections.

Référence *Reference*	Longueur *Length*
1503634	5000

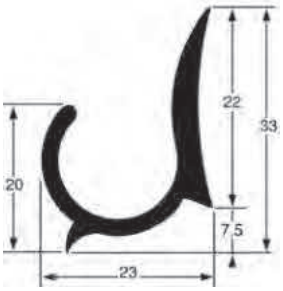

Profil gouttière aluminium brut.
Gutter sections.

Référence *Reference*	Longueur *Length*
1503637	5000

Rails d'auvent / *Awning sections*

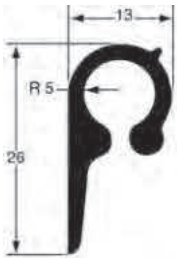

Profil rail d'auvent aluminium brut.
Awning profile.

Référence *Reference*	Longueur *Length*
1637591	5000

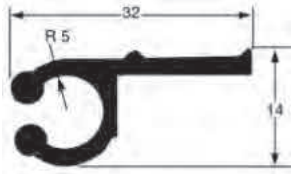

Profil rail d'auvent aluminium brut.
Awning profile

Référence *Reference*	Longueur *Length*
1637596	5000

Seuils, plinthes et encastrement au sol / *Doorstep, plinth and track profile*

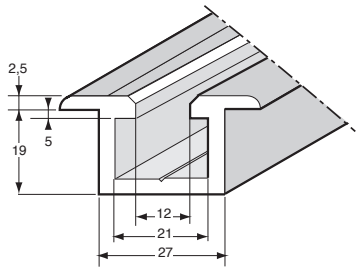

Profil rail aluminium brut sans galon.
Raw aluminium track profile without buffer.

Référence *Reference*	Longueur *Length*
1636729	5000

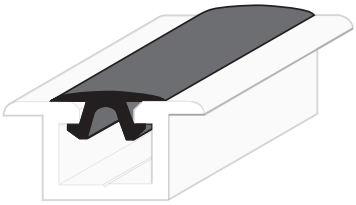

Galon P.V.C. noir.
Black P.V.C. buffer section.

Référence *Reference*	Longueur *Length*	Pour *For*
1636730	5000	1636729 1636733 1636739

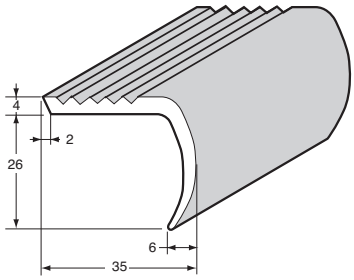

Profil nez de marche, aluminium anodisé.
Anodized aluminium nose for step profile.

Référence *Reference*	Longueur *Length*
1636735AN	5000

Vis tête carrée M8 x 20 classe 8.8 acier zingué.
Zinc plated steel grade 8.8 M8 screw.

Référence *Reference*	Kg	Ø	Longueur *Length*	Pour *For*	
1636733VI	0,018	8	25	1636729 1636733	10
1636741VI	0,018	8	20	1636729 1636733	50

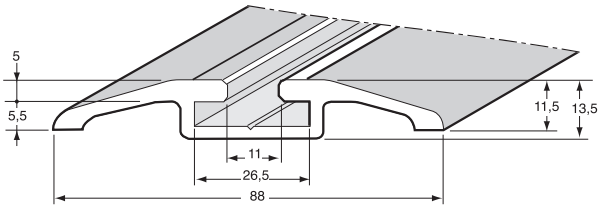

Profil rail aluminium anodisé sans galon.
Anodized aluminium track profile without buffer.

Référence *Reference*	Longueur *Length*
1636739	5000

Seuils, plinthes et encastrement au sol / *Doorstep, plinth and track profile*

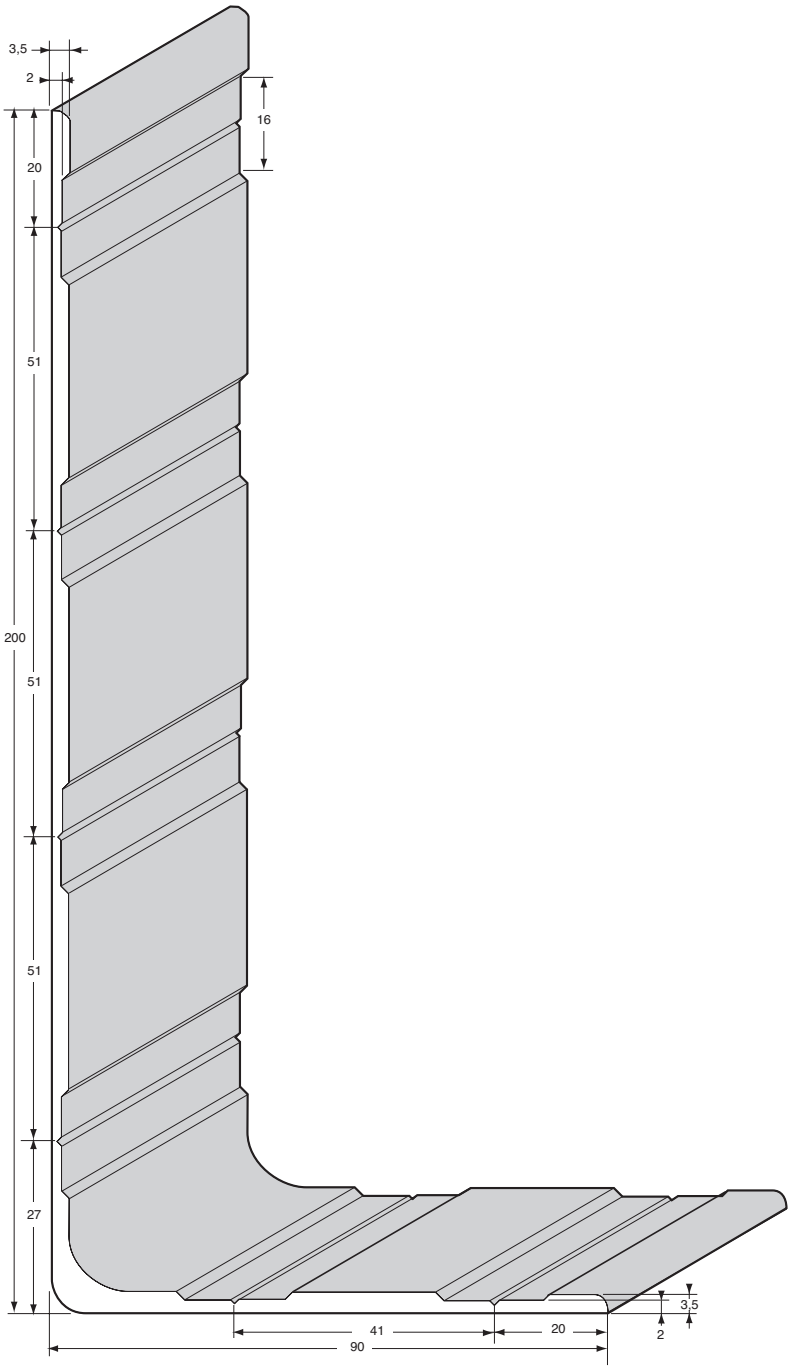

Profil plinthe en équerre aluminium brut.
Mill finish aluminium wall protection profiles.

Référence *Reference*	Longueur *Length*
1636722	5000

Seuils, plinthes et encastrement au sol / *Doorstep, plinth and track profile*

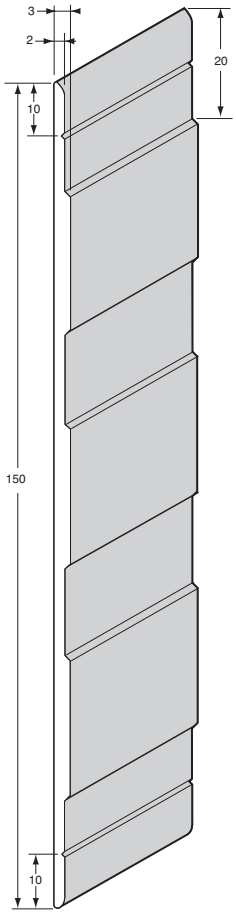

Profil de plinthe aluminium brut.
Mill finish aluminium wall protection profiles.

Référence *Reference*	Longueur *Length*
1636716	5000

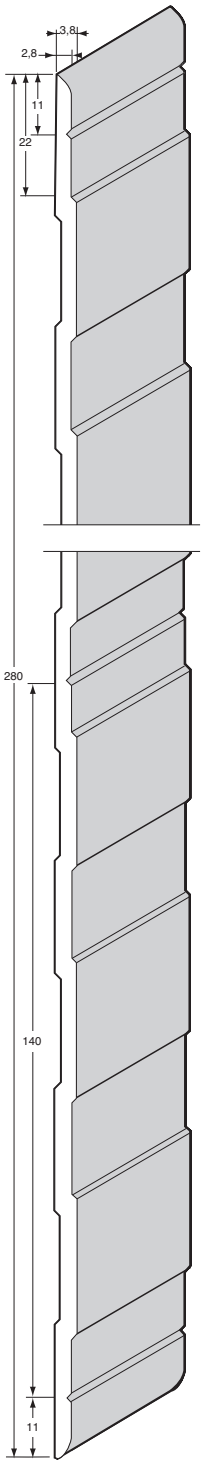

Profil de plinthe aluminium brut.
Mill finish aluminium wall protection profiles.

Référence *Reference*	Longueur *Length*
1636740	5000

Profils fourgons et accessoires / *Van profiles and accessories*

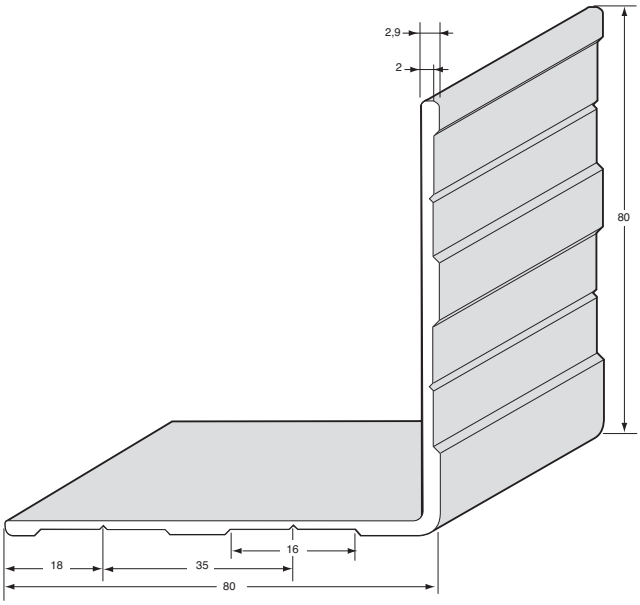

Profil d'angle aluminium anodisé.
Anodized aluminium capping profile.

Référence *Reference*	Longueur *Length*
1636711AN	5000

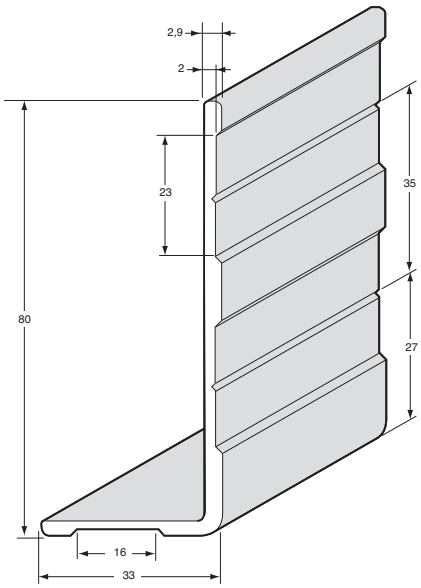

Profil d'angle aluminium anodisé.
Anodized aluminium capping profile.

Référence *Reference*	Longueur *Length*
1636738	7000

Profils fourgons et accessoires / *Van profiles and accessories*

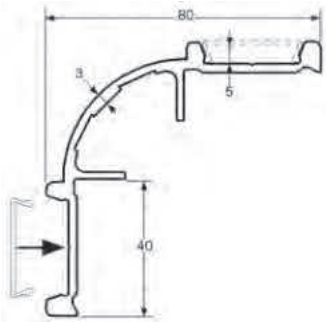

Profil d'angle, aluminium anodisé.
Corner profile, anodized aluminium.

Référence *Reference*	Longueur *Length*
3110343 A	3000

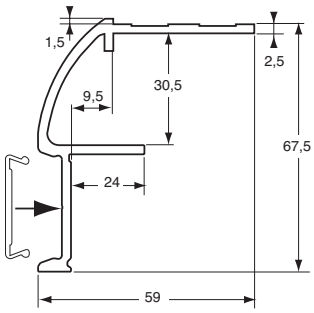

Profil de toit aluminium anodisé.
Roof profile, anodized aluminium.

Référence *Reference*	Longueur *Length*
3110345	7500
3110345 A	5000

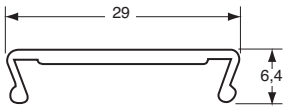

Profil de finition à cliper, aluminium anodisé.
Corner finishing profile to be clipped, anodized aluminium.

Référence *Reference*	Longueur *Length*
3110344 A	3000

Profil de finition de rive à cliper, aluminium anodisé.
Side finishing profile to be clipped, anodized aluminium.

Référence *Reference*	Longueur *Length*
3110341	7500

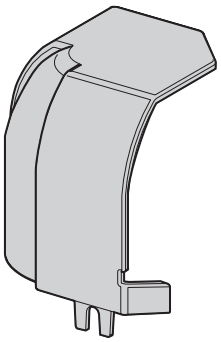

Coin supérieur en composite gris.
Upper corner piece, grey composite.

Référence *Reference*	Kg	Pour *For*
3110348	0,07	3110343 3110343A 3110345 3110345A

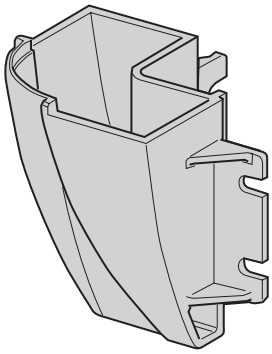

Coin inférieur en composite gris.
Lower corner piece, grey composite.

Référence *Reference*	Kg	Pour *For*
3110342	0,1	3110341 3110341A 3110343 3110343A

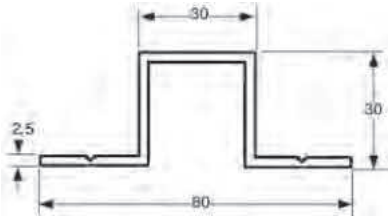

Oméga aluminium brut.
Self colour aluminium omega profile.

Référence *Reference*	Longueur *Length*	Pour *For*
3110220	5000	3110218 3110218AN 3110345 3110345A

Profils fourgons et accessoires / *Van profiles and accessories*

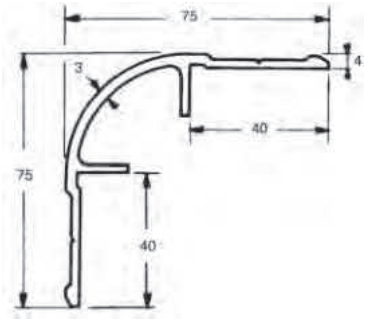

Profil d'angle.
Corner profile.

Référence *Reference*	Longueur *Length*	Finition *Finish*
3110217	5200	Brut *Raw*

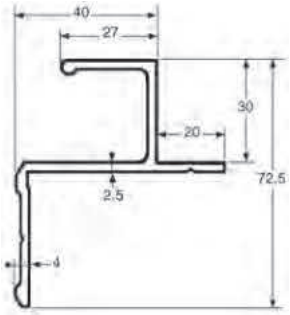

Profil de toit aluminium.
Aluminium roof profile.

Référence *Reference*	Longueur *Length*	Finition *Finish*
3110218	7500	Brut *Raw*

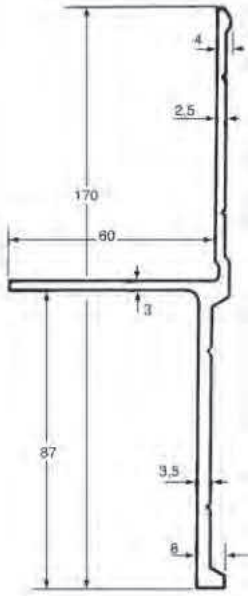

Profil de rive aluminium.
Aluminium side profile.

Référence *Reference*	Longueur *Length*	Finition *Finish*
3110216AN	7500	Anodisé (e) *Anodized*

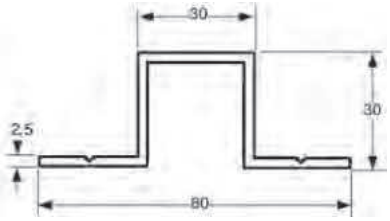

Oméga aluminium brut.
Self colour aluminium omega profile.

Référence *Reference*	Longueur *Length*	Pour *For*
3110220	5000	3110218 3110218AN 3110345 3110345A

Profils décoratifs et de protection / *Protective and decorative profiles*

Il n'existe pas d'arrêt pour ce profil.
No end finisher for this profile.

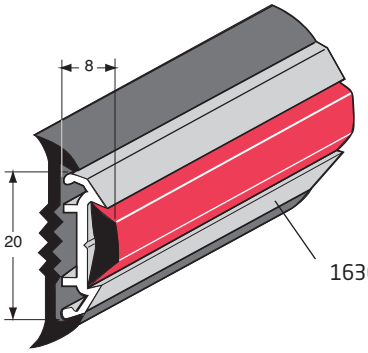

1636667AN

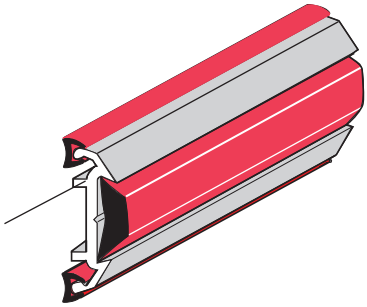

Avec semelle caoutchouc noir 1636495 et galon P.V.C. 1636795.
With black rubber sole 1636495 and P.V.C. buffer section 1636795.

Avec liseré P.V.C. 1636522 et galon P.V.C. 1636795.
With P.V.C. edge seal 1636522 and P.V.C. buffer section 1636795.

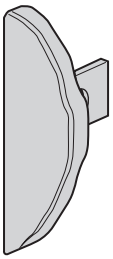

1636665AR
Arrêt aluminium anodisé.
Anodized aluminium end finisher.

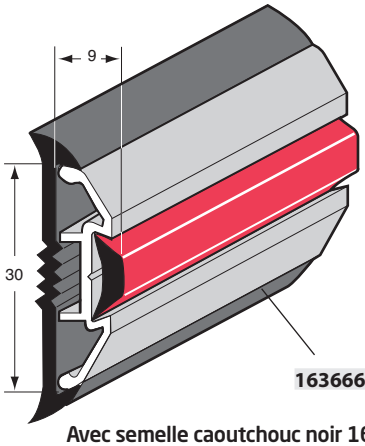

1636665AN

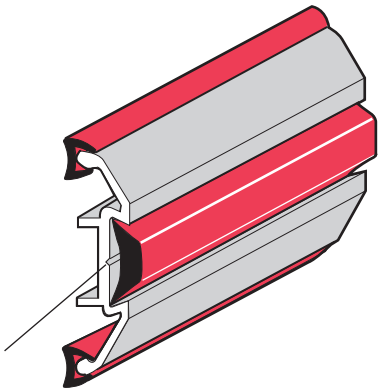

Avec semelle caoutchouc noir 1636494 et galon P.V.C. 1636795.
With black rubber sole 1636494 and P.V.C. buffer section 1636795.

Avec liseré P.V.C. 1636522 et galon P.V.C. 1636795.
With P.V.C. edge seal 1636522 and P.V.C. buffer section 1636795.

Les profils aluminium sont stockés en barre de 5 m.
These aluminium profiles are stocked in 5 m length.

Veuillez nous indiquer référence et coloris des galons et liserés choisis.
Please can you indicate number and colour of the rubber section and edge seal.

Coloris disponibles *Available colours*	Rouge *Red* **RO**	Noir *Black* **NO**
Liseré 1636522 *Edge seal 1636522*	X	X
Galon 1636795 *Buffer section 1636795*	X	X

Profils décoratifs et de protection / *Protective and decorative profiles*

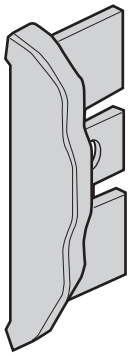

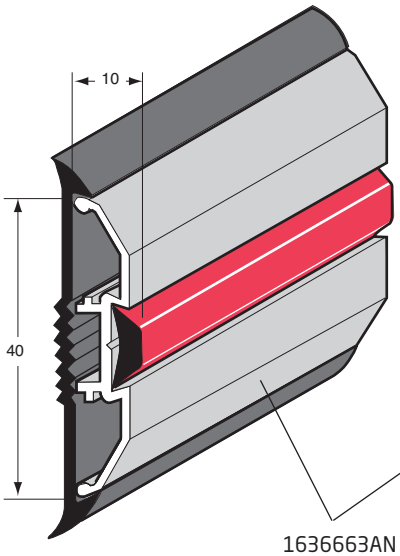

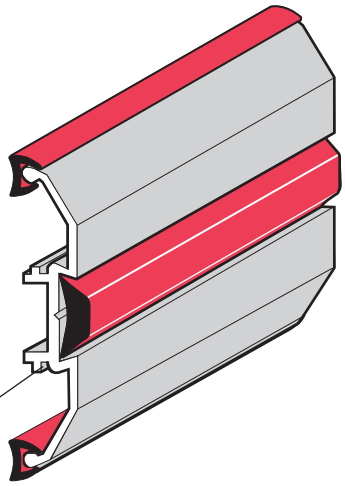

1636663AN

1636663AR
Arrêt aluminium anodisé.
Anodized aluminium end finisher.

Avec semelle caoutchouc noir 1636497 et galon P.V.C. 1636795.
With black rubber sole 1636497 and P.V.C. buffer section 1636795.

Avec liseré P.V.C. 1636522 et galon P.V.C. 1636795.
With P.V.C. edge seal 1636522 and P.V.C. buffer section 1636795.

1636780AR
Arrêt polyamide couleur anodisé.
Polyamide end finisher anodized colour.

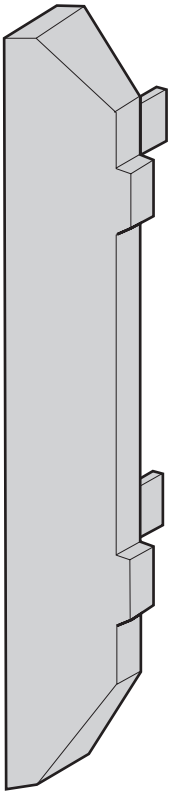

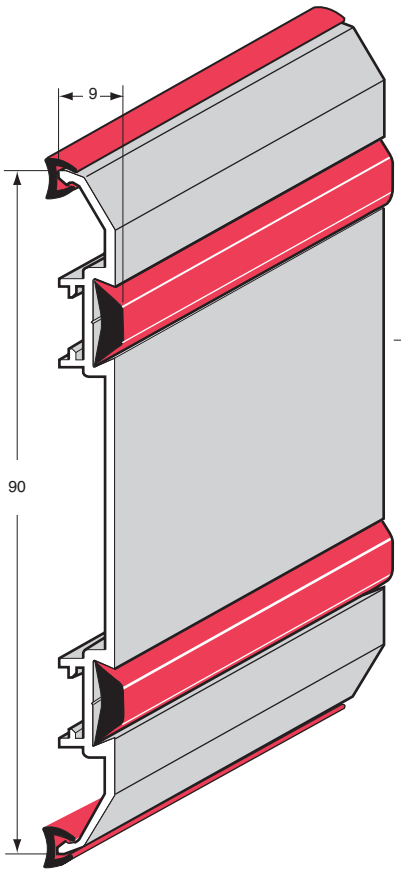

Il n'existe pas d'embout pour ce profil.
No end cap for this profile.

1636780AN

Avec liseré P.V.C. 1636522 et galon P.V.C. 1636795.
With P.V.C. edge seal 1636522 and P.V.C. buffer section 1636795.

Les profils aluminium sont stockés en barre de 5 m.
These aluminium profiles are stocked in 5 m length.

Veuillez nous indiquer référence et coloris des galons et liserés choisis.
Please can you indicate number and colour of the rubber section and edge seal.

Coloris disponibles *Available colours*	Rouge *Red* **RO**	Noir *Black* **NO**
Liseré 1636522 *Edge seal 1636522*	X	X
Galon 1636795 *Buffer section 1636795*	X	X

Profils décoratifs et de protection / *Protective and decorative profiles*

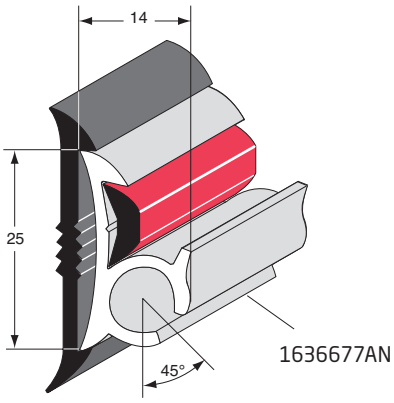

Avec semelle caoutchouc noir 1636492 et galon P.V.C. 1636795.
With black rubber sole 1636492 and P.V.C. buffer section 1636795.

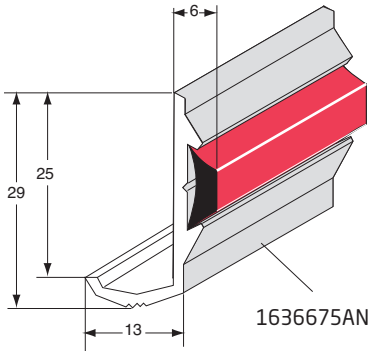

Avec galon P.V.C. 1636795.
With P.V.C. buffer section 1636795.

Les profils aluminium sont stockés en barre de 5 m.
These aluminium profiles are stocked in 5 m length.

Veuillez nous indiquer référence et coloris des galons et liserés choisis.
Please can you indicate number and colour of the rubber section and edge seal.

Coloris disponibles *Available colours*	Rouge *Red* **RO**	Noir *Black* **NO**
Liseré 1636522 *Edge seal 1636522*	X	X
Galon 1636795 *Buffer section 1636795*	X	X

Profils décoratifs et de protection / *Protective and decorative profiles*

Les profils aluminium sont stockés en barre de 5 m.
These aluminium profiles are stocked in 5 m length.

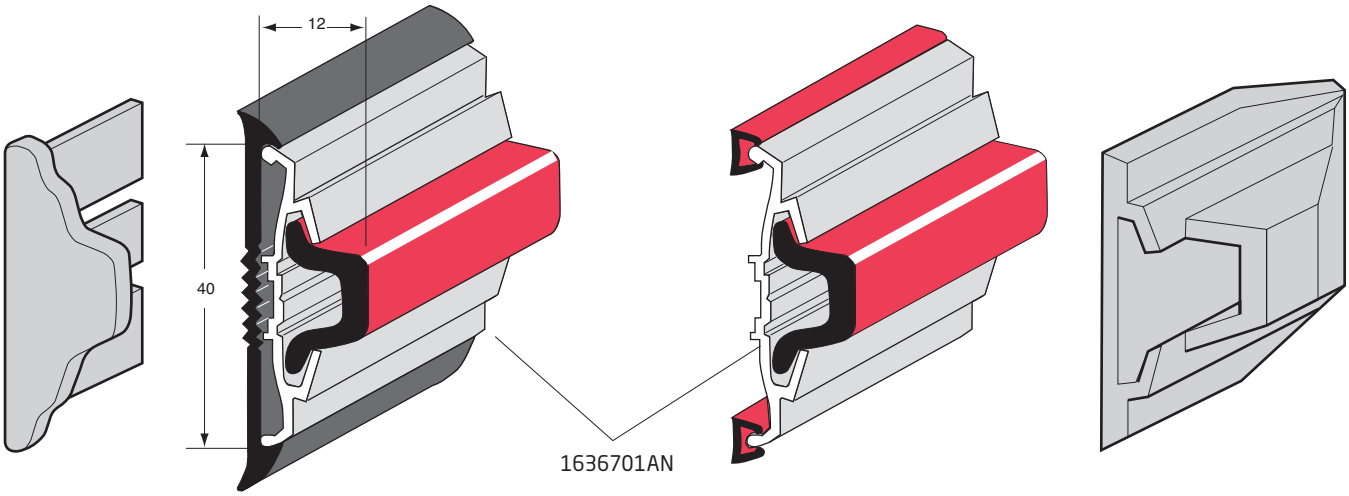

1636701AR
Arrêt aluminium anodisé.
Anodized aluminium end finisher.

Avec semelle caoutchouc noir 1636497 et galon P.V.C. 1636793.
With black rubber sole 1636497 and P.V.C. buffer section 1636793.

Avec liseré P.V.C. 1636522 et galon P.V.C. 1636793.
With P.V.C. edge seal 1636522 and P.V.C. buffer section 1636793.

1636701EA
Embout aluminium anodisé.
Anodized aluminium end cap.

Veuillez nous indiquer référence et coloris des galons et liserés choisis.
Please can you indicate number and colour of the rubber section and edge seal.

Coloris disponibles *Available colours*	Rouge *Red* **RO**	Noir *Black* **NO**
Galon 1636791 *Buffer section 1636791*	-	X
Liseré 1636522 *Edge seal 1636522*	X	X

Profils décoratifs et de protection / *Protective and decorative profiles*

1636523NO ← 100 m →
Liseré P.V.C. noir.
Black P.V.C. edge seal.

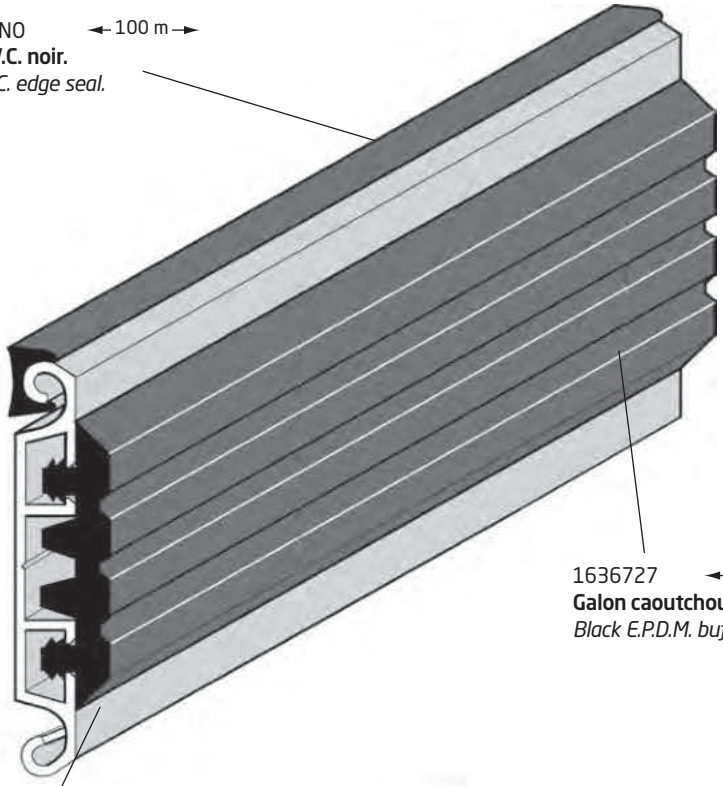

1636727 ← 25 m →
Galon caoutchouc E.P.D. M. noir.
Black E.P.D.M. buffer section.

1636725AR
Arrêt en nylon noir.
Black nylon end finisher.

1636725AN
Aluminium anodisé.
Anodized aluminium.

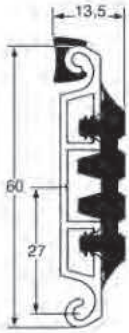

Profils décoratifs et de protection / *Protective and decorative profiles*

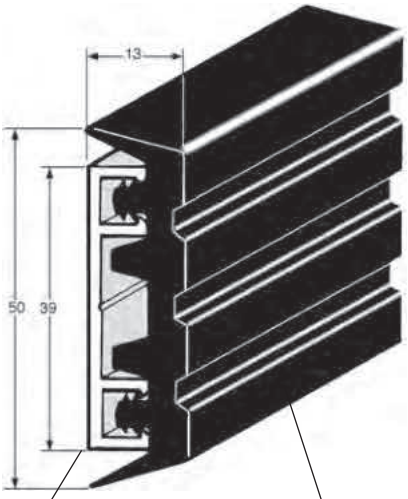

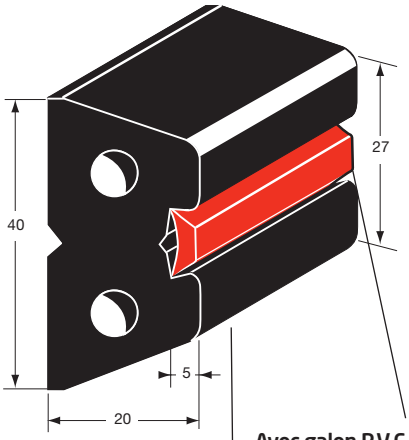

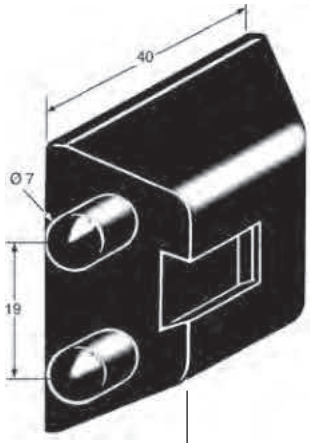

Avec galon P.V.C. 1636795.
With P.V.C. buffer section 1636795.

1636723BR ← 5 m →
Aluminium brut.
Raw aluminium.

1636726 ← 20 m →
Galon E.P.D.M. noir.
Black E.P.D.M. buffer section.

1636723AR
Arrêt en nylon noir.
Black nylon end finisher.

25

1636736 ← 5 m →
Profil de protection semi-rigide noir.
Semi-rigid black P.V.C. profile.

1636736E
Embout plastique noir.
Black plastic end cap.

Veuillez nous indiquer référence et coloris des galons et liserés choisis.
Please can you indicate number and colour of the rubber section and edge seal.

Coloris disponibles *Available colours*	Rouge *Red* **RO**	Noir *Black* **NO**
Galon 1636795 *Buffer section 1636795*	X	X

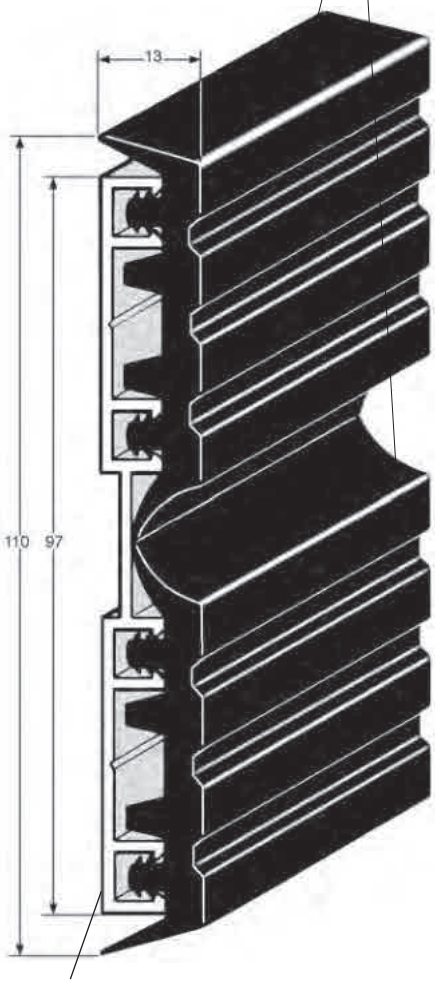

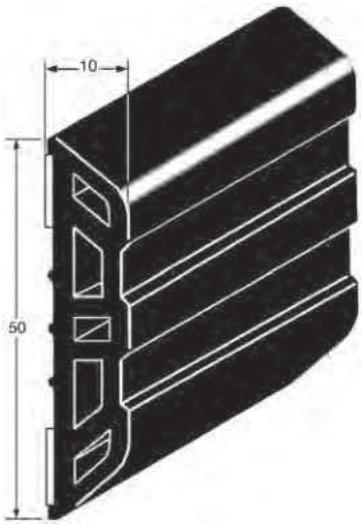

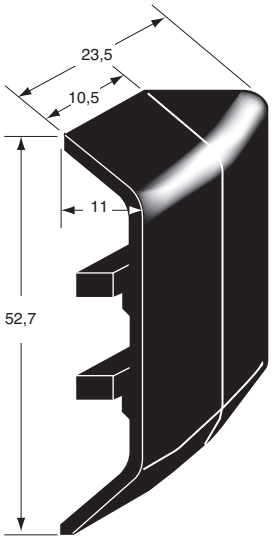

1636724BR ← 5 m →
Aluminium brut.
Raw aluminium.

1636724AR
Arrêt en nylon noir.
Black nylon end finisher.

P.V.C. semi-rigide noir adhésif.
Adhesive semi-rigid black P.V.C. profile.
1636737 ← 10 m →
1636751 ← 25 m →

1636737E
Embout en A.B.S. noir adhésivé.
Black A.B.S. adhesive end cap.

15

Profils décoratifs et de protection / *Protective and decorative profiles*

Semelles caoutchouc en couronnes de 25 m
Rubber soles in coils of 25 m

1636492

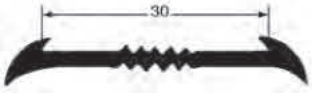

1636494

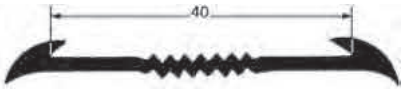

1636497

Galons P.V.C.
P.V.C. buffer sections

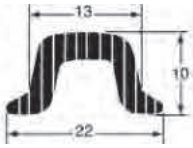

10 m

Référence *Reference*	Coloris *Colour*
1636793NO	Noir - *Black*

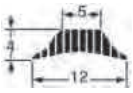

100 m

Référence *Reference*	Coloris *Colour*
1636795RO	Rouge - *Red*
1636795NO	Noir - *Black*

100 m

Référence *Reference*	Coloris *Colour*
1636798GR	Gris - *Grey*

Galons caoutchouc
Rubber buffer sections

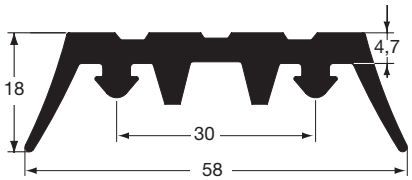

1636726 — 20 m

1636772 — 25 m

Lisères P.V.C.
P.V.C. edge

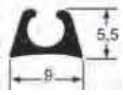

1636523NO — 100 m
Coloris noir.
Black colour.

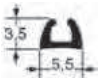

100 m

Référence *Reference*	Coloris *Colour*
1636522RO	Rouge - *Red*
1636522NO	Noir - *Black*

Encadrements et battues / *Frames*

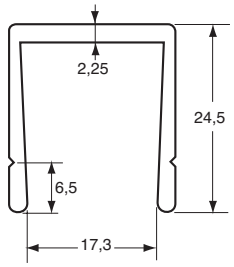

Profil d'encadrement, aluminium brut.
Self colour aluminium profile.

Référence *Reference*	Longueur *Length*
3110203	5000

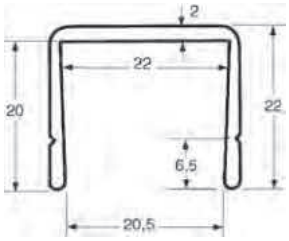

Profil d'encadrement, aluminium brut.
Self colour aluminium profile.

Référence *Reference*	Longueur *Length*
3110201	5000

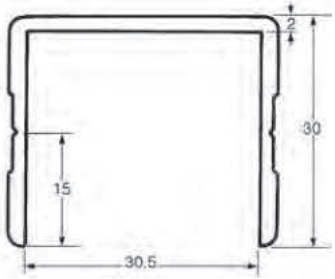

Profil d'encadrement, aluminium anodisé.
Anodized aluminium profile.

Référence *Reference*	Longueur *Length*
3110207	5000

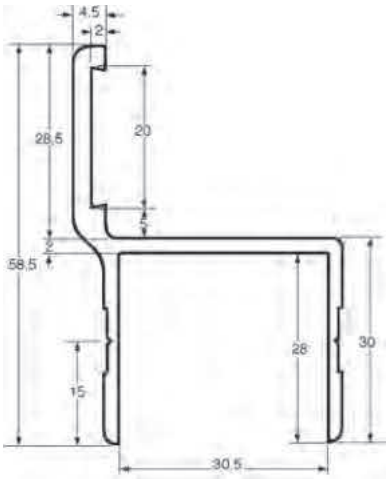

Profil d'encadrement avec battue, aluminium anodisé.
Anodized aluminium profile.

Référence *Reference*	Longueur *Length*
3110206AN	5000

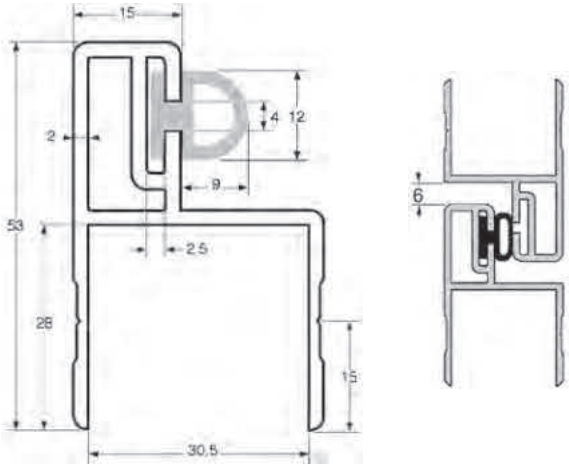

Profil d'encadrement avec battue, aluminium anodisé.
Anodized aluminium profile.

Référence *Reference*	Longueur *Length*
3110208AN	5000

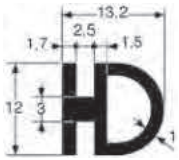

Joint EPDM noir.
Black EPDM seal.

Référence *Reference*	Longueur *Length*
1232557	25000

Encadrements et battues / *Frames*

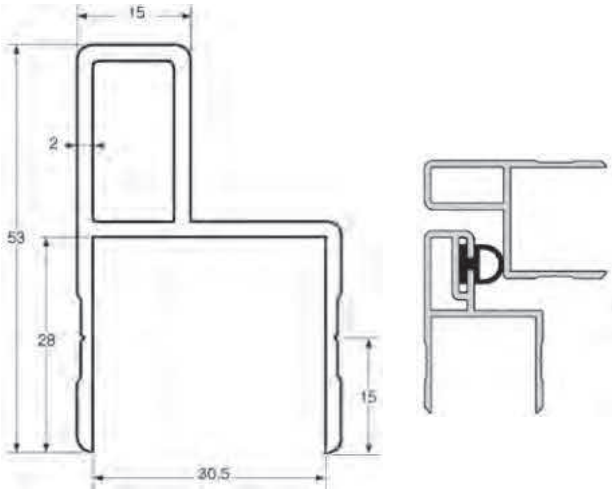

Profil d'encadrement avec battue, aluminium anodisé.
Anodized aluminium profile.

Référence *Reference*	Longueur *Length*
3110209AN	5000

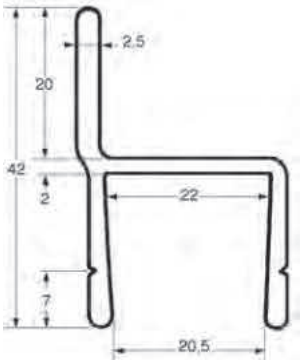

Profil d'encadrement avec battue, aluminium brut.
Self colour aluminium profile.

Référence *Reference*	Longueur *Length*
3110205	5000

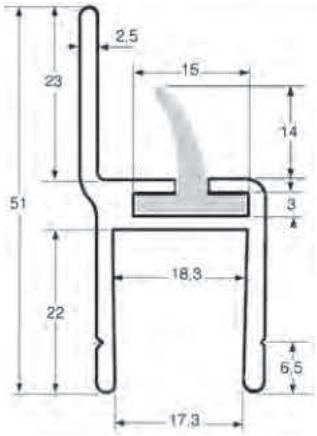

Profil d'encadrement avec battue, aluminium brut.
Self colour aluminium profile.

Référence *Reference*	Longueur *Length*
3110202	5000

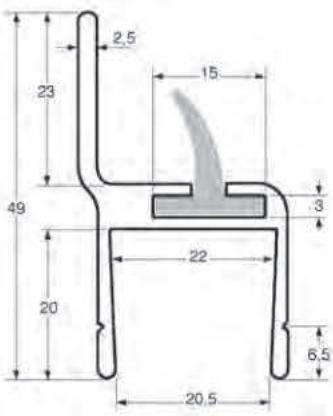

Profil d'encadrement avec battue, aluminium brut.
Self colour aluminium profile.

Référence *Reference*	Longueur *Length*
3110200	5000

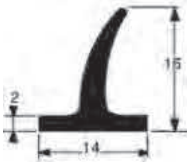

Joint E.P.D.M. noir
Black E.P.D.M.

Référence *Reference*	Longueur *Length*
1232543	25

Profils pour joints de hayons / *Aluminium profil for tail*

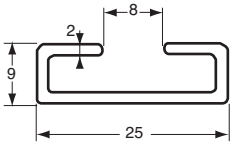

Profil aluminium brut.
Self colour aluminium profil.

Référence *Reference*	Longueur *Length*	Pour *For*
1637597	4	1232560 1203173 1203174 1232554

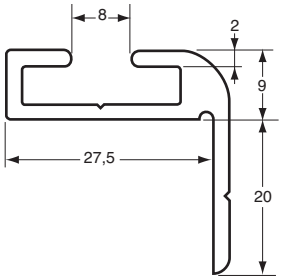

Profil aluminium brut.
Self colour aluminium profil.

Référence *Reference*	Longueur *Length*	Pour *For*
1637598	4	1232560 1203173 1203174 1232554

Équipement intérieur pour bus et cabines / *Indoor equipment for buses and cabins*



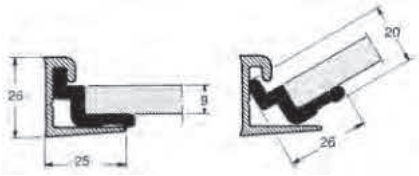

Profilé P.V.C. noir (vendu sans le profil).
Black P.V.C. profile (sold without the profile).

Référence *Reference*	Longueur *Length*
3037610	5400

Tube aluminium anodisé Ø 30 mm, épaisseur 2 mm.
Anodized aluminium tube Ø 30 mm, thickness 2 mm.

Référence *Reference*	Ø	Longueur *Length*
3004108	30	5000

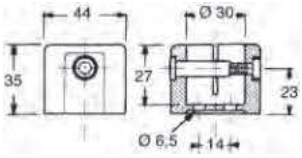

Embout, aluminium époxy gris foncé.
Dark grey epoxy aluminium end bracket.

Référence *Reference*	Kg
3004101	0,089

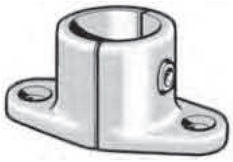

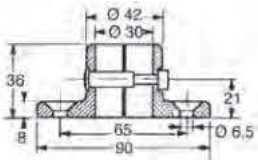

Embout à embase, aluminium époxy gris foncé.
Dark grey epoxy aluminium end bracket.

Référence *Reference*	Kg
3004106	0,093

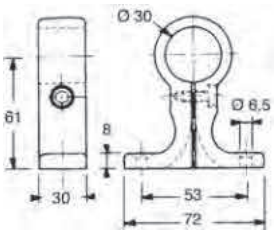

Support, aluminium époxy gris foncé.
Dark grey epoxy aluminium bracket.

Référence *Reference*	Kg
3004105	0,09

Équipement intérieur pour bus et cabines / *Indoor equipment for buses and cabins*

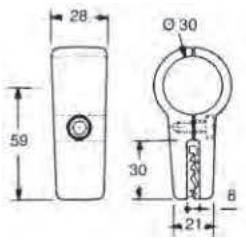

Support à pince simple, aluminium époxy gris foncé.
Dark grey epoxy aluminium bracket (simple).

Référence *Reference*	Kg
3004103	0,092

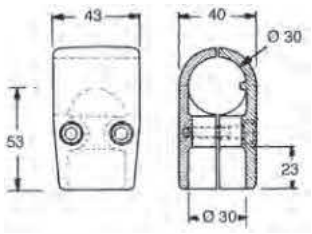

Support en T, aluminium époxy gris foncé.
Dark grey epoxy aluminium T bracket.

Référence *Reference*	Kg
3004102	0,145

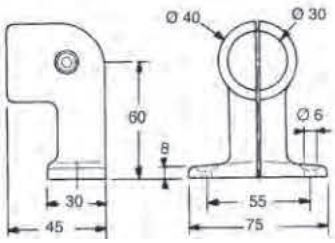

Support borgne, aluminium époxy gris foncé.
Dark grey epoxy aluminium blind bracket.

Référence *Reference*	Kg
3004112	0,15

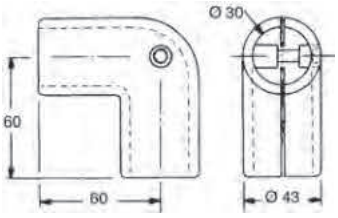

Coude à 90°, aluminium époxy gris foncé.
Dark grey epoxy aluminium, 90° angle bracket.

Référence *Reference*	Kg
3004111	0,176

Équipement intérieur pour bus et cabines / *Indoor equipment for buses and cabins*

Marteau brise-vitres antivol, câble 1500 mm.
Anti-theft glass-breaking hammer, 1500 mm cable.

Référence *Reference*	Kg
3004096	0,33



Marteau brise-vitres, avec coupe ceinture.
Glass-breaking hammer, with belt cutter.

Référence *Reference*	Kg
3004097	0,26

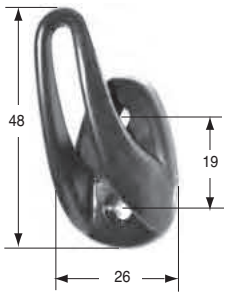

Paterre plastique noir.
Black plastic hook.

Référence *Reference*	Kg
3004075	0,007

Bande de balisage pour carrosserie rigide / *Strip markers for rigid body*



Ligne de sécurité ECE 104, rouge, auto-adhésive pour balisage des véhicules de plus de 6 m et plus de 3.5 tonnes. Visibilité jusqu'à 800 m. 1 carton de 1 rouleau de bande.
Red self adhesive security line ECE 104 for marker for vehicle more than 6 m length and 3,5 tons. Visibility up to 800 m. 1 coil per box.

Référence *Reference*	Kg	Largeur *Width*	Classe *Grade*	Couleur *Colour*
3805109	1,7	55	DG	Rouge *Red*

Ligne de sécurité ECE 104, jaune, auto-adhésive pour balisage des véhicules de plus de 6 m et plus de 3.5 tonnes. Visibilité jusqu'à 800 m. 1 carton de 1 rouleau de bande.
Yellow self adhesive security line ECE 104 for marker for vehicle more than 6 m length and 3,5 tons. Visibility up to 800 m. 1coil per box.

Référence *Reference*	Kg	Largeur *Width*	Classe *Grade*	Couleur *Colour*
3805106	1,7	55	DG	Jaune *Yellow*

Ligne de sécurité ECE 104, blanc, auto-adhésive pour balisage des véhicules de plus de 6 m et plus de 3.5 tonnes. Visibilité jusqu'à 800 m. 1 carton de 1 rouleau de bande.
White self adhesive security line ECE 104 for marker for vehicle more than 6 m length and 3,5 tons. Visibility up to 800 m. 1 coil per box.

Référence *Reference*	Kg	Largeur *Width*	Classe *Grade*	Couleur *Colour*
3805105	1,7	55	DG	Blanc *White*

Bande de balisage pour carrosserie rigide / *Strip markers for rigid body*

Ligne de sécurité ECE 104, rouge, auto-adhésive pour balisage des véhicules de plus de 6 m et de plus de 3.5 tonnes. 1 carton de 1 rouleau.
Red self adhesive security line ECE 104 for marker for vehicle more than 6 m length and 3,5 tons. 1 coil per box.

Référence *Reference*	Kg	Largeur *Width*	Couleur *Colour*
3805202	1,7	50,8	Rouge *Red*

Ligne de sécurité ECE 104, jaune, auto-adhésive pour balisage des véhicules de plus de 6 m et de plus de 3.5 tonnes. 1 carton de 1 rouleau.
Yellow self adhesive security line ECE 104 for marker for vehicle more than 6 m length and 3,5 tons. 1coil per box.

Référence *Reference*	Kg	Largeur *Width*	Couleur *Colour*
3805201	1,7	50,8	Jaune *Yellow*

Ligne de sécurité ECE 104, blanche, auto-adhésive pour balisage des véhicules de plus de 6 m et de plus de 3.5 tonnes. 1 carton de 1 rouleau.
White self adhesive security line ECE 104 for marker for vehicle more than 6 m length and 3,5 tons. 1 coil per box.

Référence *Reference*	Kg	Largeur *Width*	Couleur *Colour*
3805200	1,7	50,8	Blanc *White*

Bande de balisage pour véhicules bachés / *Strip markers for curtainsider vehicles*

Ligne de sécurité ECE 104, blanc, auto-adhésive pour balisage des véhicules de plus de 6 m et plus de 3.5 tonnes. 1 carton de 1 rouleau de bande, pour bâche.
White self adhesive security line ECE 104 for marker for vehicle more than 6 m length and 3,5 tons, 1 coil per box, for tarpaulin.

Référence *Reference*	Kg	Largeur *Width*	Classe *Grade*	Couleur *Colour*
3805203	1,7	51	DG	Blanc *White*

Ligne de sécurité ECE 104, rouge, auto-adhésive pour balisage des véhicules de plus de 6 m et plus de 3.5 tonnes. 1 carton de 1 rouleau de bande, pour bâche.
Red self adhesive security line ECE 104 for marker for vehicle more than 6 m length and 3,5 tons, 1 coil per box, for tarpaulin.

Référence *Reference*	Kg	Largeur *Width*	Classe *Grade*	Couleur *Colour*
3805204	1,7	51	DG	Rouge *Red*



Ligne de sécurité ECE 104, jaune, auto-adhésive pour balisage des véhicules de plus de 6 m et plus de 3.5 tonnes. 1 carton de 1 rouleau de bande, pour bâche.
Yellow self adhesive security line ECE 104 for marker for vehicle more than 6 m length and 3,5 tons, 1 coil per box for tarpaulin.

Référence *Reference*	Kg	Largeur *Width*	Classe *Grade*	Couleur *Colour*
3805205	1,7	51	DG	Jaune *Yellow*

Bande de balisage pour citernes / *Strip markers for tankers*

Ligne de sécurité ECE 104, rouge, auto-adhésive pour balisage des véhicules de plus de 6 m et plus de 3.5 tonnes. 1 carton de 1 rouleau de bande, pour citerne.
Red self adhesive security line ECE 104 for marker for vehicle more than 6 m length and 3,5 tons, 1 coil per box, for tanker.

Référence *Reference*	Kg	Largeur *Width*	Classe *Grade*	Couleur *Colour*
3805113	1,7	50	DG	Rouge *Red*

Bandes de balisage alternées / *Alternate strip markers*

1 / (**A**)

2 / (**B**)

Bandes alternées rouges et blanches auto-adhésives. Carton de 2 rouleaux 1 droit - 1 gauche.
Alternate red and white stripes self-adhesive, 1 box of 2 rolls 1 right - 1 left.

Référence *Reference*	Largeur *Width*	Longueur *Length*	Classe *Grade*
3805110	140	9000	1-A
3805111	140	9000	2-B

Plaques de signalisation pour porteurs / *Reflecting plates for trucks*

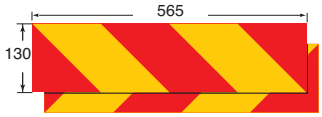

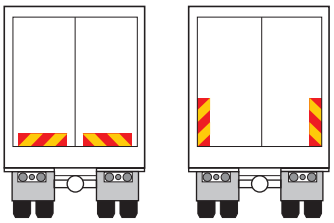

Jeu de 2 adhésifs ECE 70-01RF (Amendement 01) pour véhicule de 6 tonnes et plus.
Set of two adhesives ECE 70-01RF (Amendement 01) for 6 tons vehicle and over.

Référence *Reference*	Kg
3805374	0,09

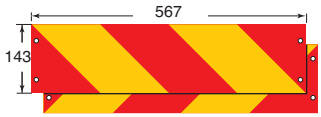

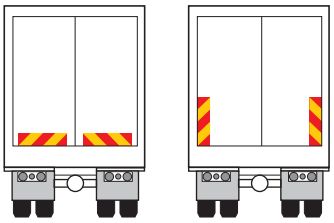

Jeu de 2 plaques thermo plastique avec catadioptre ép. 5 mm ECE 70-01RF (Amendement 01) pour véhicule de 6 tonnes et plus.
Set of two thermo plastic plates with reflector 5 mm th. ECE 70-01RF (Amendement 01) for 6 tons vehicle and over.

Référence *Reference*	Kg
3805391	0,6

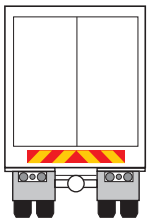

Plaque aluminium ép. 1 mm ECE 70-01RF (Amendement 01) pour véhicule de 6 tonnes et plus.
Aluminium plate 1 mm th. ECE 70-01RF (Amendement 01) for 6 tons vehicle and over.

Référence *Reference*	Kg
3805370	0,46

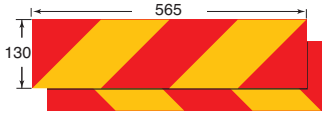

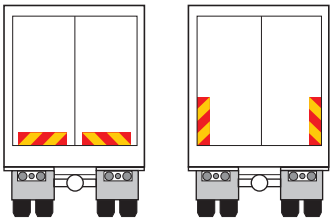

Jeu de 2 plaques aluminium ép. 1 mm ECE 70-01RF (Amendement 01) pour véhicule de 6 tonnes et plus.
Set of two aluminium plates 1 mm th. ECE 70-01RF (Amendement 01) for 6 tons vehicle and over.

Référence *Reference*	Kg
3805371	0,46

Plaques de signalisation pour remorque / *Reflecting plates for semi-trailers*

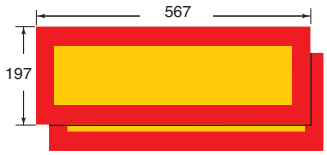

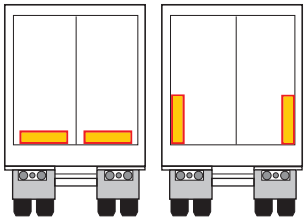

Jeu de 2 plaques thermo plastique ép. 3 mm ECE 70-01RF (Amendement 01) pour remorque de 6 tonnes et plus.
Set of two thermo plastic plates 3 mm th. ECE 70-01RF (Amendement 01) for 6 tons trailer and over.

Référence *Reference*	Kg
3805389	0,675

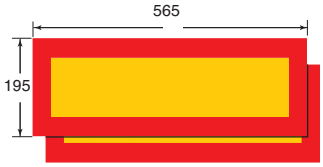



Jeu de 2 adhésifs ECE 70-01RF (Amendement 01), pour remorque de 6 tonnes et plus.
Set of two adhesives ECE 70-01RF (Amendement 01), for 6 tons trailer and over.

Référence *Reference*	Kg
3805390	0,13

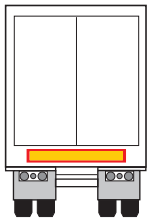

Plaque aluminium ép. 1 mm ECE 70-01RF (Amendement 01) pour remorque de 6 tonnes et plus.
Aluminium plate 1 mm th. ECE 70-01RF (Amendement 01) for 6 tons trailer and over.

Référence *Reference*	Kg
3805375	0,68

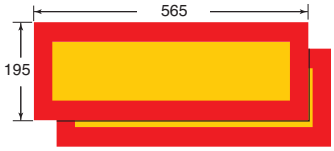



Jeu de 2 plaques aluminium ép. 1 mm ECE 70-01RF (Amendement 01) pour remorque de 6 tonnes et plus.
Set of two aluminium plates 1 mm th. ECE 70-01RF (Amendement 01) for 6 tons trailer and over.

Référence *Reference*	Kg
3805376	0,68

Marquages adhésifs / *Adhesive marking*



Stickers angles morts pour VI et SR. Décret 2020-1396.
Blind spot stickers for trailers and semi-trailers.

Référence *Reference*	Kg	
3805450	0,013	100

Stickers angles morts pour BUS. Décret 2020-1396.
Blind spot stickers for bus.

Référence *Reference*	Kg	
3805451	0,013	100



Disque limitation de vitesse Ø 200 mm, adhésif.
Speed limit disk Ø 200 mm, adhesive sheet.

Référence *Reference*	Ø	Vitesse *Speed*	
3851370 J	200	60	
3851370 L	200	70	
3851370 M	200	80	10
3851370 N	200	90	10



Plaque tare adhésive blanche 104 x 190 mm, soixante chiffres noirs prédécoupés.
White adhesive sheets for vehicle mass 104 x 190 mm, sixty black precut figures.

Référence *Reference*	
3805141	50



Plaque tare adhésive transparente 104 x 190 mm, soixante chiffres noirs prédécoupés.
Transparent adhesive sheets for vehicle mass 104 x 190 mm, sixty black precut figures.

Référence *Reference*
3805142

Marquages adhésifs / *Adhesive marking*



Plaque tare adhésive blanche 134 x 270 mm, soixante chiffres noirs prédécoupés.
White adhesive sheets for vehicle mass 134 x 270 mm, sixty black precut figures.

Référence *Reference*	
3805143	10

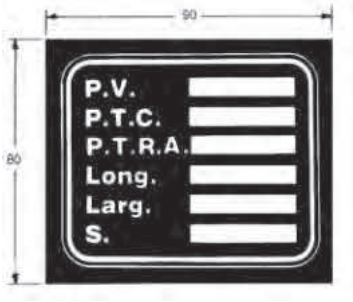

Plaque de tare sur aluminium adhésif, pour remorque.
Adhesive aluminium sheet for trailer.

Référence *Reference*
3805191

Plaques symboles / *Plates - symbols*

Symbole matières comburantes 300 x 300 mm.
Hazardous oxidizing materials symbol 300 x 300 mm.

Référence *Reference*	Kg
3805155A	0,026

Symbole gaz comprimés non inflammable 300 x 300 mm.
Non-flammable, non toxic symbol 300 x 300 mm.

Référence *Reference*	Kg
3805157A	0,026

Plaque alu de 300 x 400 mm pour symboles adhésifs.
Alu plate 300 x 400 mm for adhesive symbols.

Référence *Reference*	Kg
3805160 P	0,31

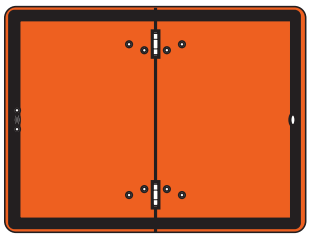

Plaque d'identification aluminium 300 x 400 x 1,5 mm repliable verticalement.
Aluminium identification plate 300 x 400 x 1,5 mm, vertical folding.

Référence *Reference*	Kg
3805158	0,588

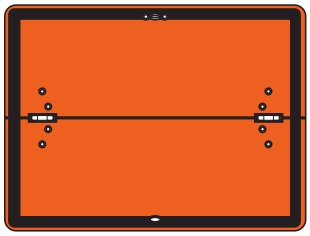

Plaque d'identification aluminium 300 x 400 x 1,5 mm repliable horizontalement.
Aluminium identification plate 300 x 400 x 1,5 mm, horizontal folding.

Référence *Reference*	Kg
3805159	0,588

Plaques symboles / *Plates - symbols*

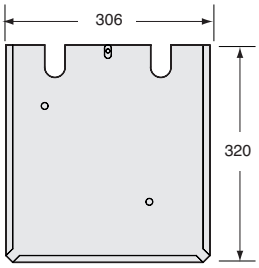

Support acier zingué, ADR2009, pour plaque 300 x 300 mm.
Zinc plated steel support, ADR2009, for 300 x 300 mm plate.

Référence *Reference*	Kg
3805188	0,645

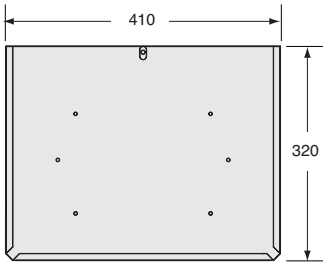

Support acier zingué, ADR2009, pour plaque 300 x 400 mm.
Zinc plated steel support, ADR2009, for 300 x 400 mm plate.

Référence *Reference*	Kg
3805189	0,885

Plaque TIR en aluminium, lettres blanches sur fond bleu.
Aluminium TIR plate, blue with white letter.

Référence *Reference*	Kg
3805138	0,034

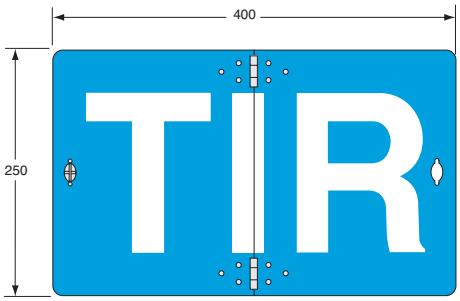

Plaque TIR repliable en aluminium, lettres blanches sur fond bleu.
Aluminium TIR folding plate, blue with white letter.

Référence *Reference*	Kg
3805185	0,086

Plaques symboles / *Plates -symbols*

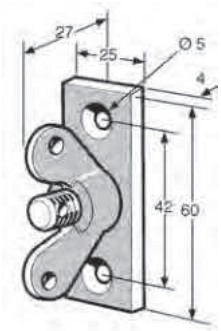

Platine TIR avec écrou à oreilles, acier zingué.
Zinc plated steel TIR base plate and wing nut.

Référence *Reference*	Kg
3805144	0,085

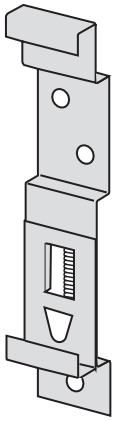

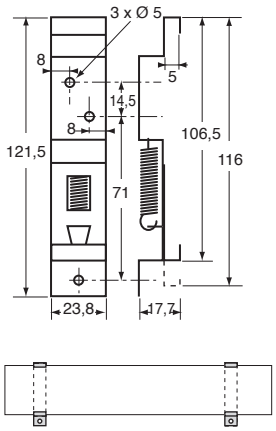

Support de plaque inox.
Stainless steel number plate holder.

Référence *Reference*	Kg	
3805157	0,035	10

Revêtements de sols à poser / *Floor coverings to lay*

TBSAFE 10

Rouleau auto-adhésif noir - Poudrette polyuréthane.
Self-adhesive - Polyurethan powder.

Référence *Reference*	Kg	Longueur *Length*	Largeur *Width*	Epaisseur *Thickness*
4471817	0,16	10	25	1
4471818	0,455	10	50	1
4471819	0,84	10	100	1
4471820	1,358	10	150	1
4471821	2,89	10	300	1
4471822	4,84	10	610	1



TBSAFE 10

Rouleau autoadhésif jaune largeur 40 mm.
Self adhesive yellow, 40 mm width roll.

Référence *Reference*	Kg	Longueur *Length*	Largeur *Width*	Epaisseur *Thickness*
4471840	0,1	2,5	40	1



TBSAFE 11R

Rouleau auto-adhésif noir. Poudrette corindon.
Self-adhesive black. Sand powder.

Référence *Reference*	Kg	Longueur *Length*	Largeur *Width*	Epaisseur *Thickness*
4471849	0,36	10	25	1
4471850	0,72	10	50	1
4471851	1,58	10	100	1
4471852	1,74	10	150	1
4471853	3,48	10	300	1
4471854	7,2	10	610	1



TBSAFE 21

Rouleau auto-adhésif noir - Poudrette polyuréthane.
Self-adhesive - Polyurethan powder.

Référence *Reference*	Kg	Longueur *Length*	Largeur *Width*	Epaisseur *Thickness*
4471825	2,98	10	100	2,1
4471826	8,34	10	300	2,1
4471827	15,8	10	600	2,1
4471828	0,65	10	25	2,1
4471829	10	10	320	2,1

Revêtements de sols à poser / *Floor coverings to lay*

TBSAFE 10

Bandes antidérapantes adhésives 40 x 350 mm avec bords arrondis.
Non-slip adhesive strips 40 x 350 mm with rounded edges.

Référence *Reference*	Kg	Longueur *Length*	Largeur *Width*	Epaisseur *Thickness*
4471856	0,012	350	40	1

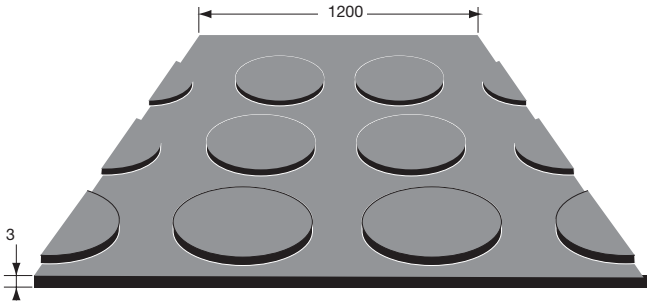

Tapis caoutchouc pastillé noir antidérapant.
Non slipping black rubber mat.

Référence *Reference*	Kg	Largeur *Width*	Epaisseur *Thickness*
4503494	46	1200	3

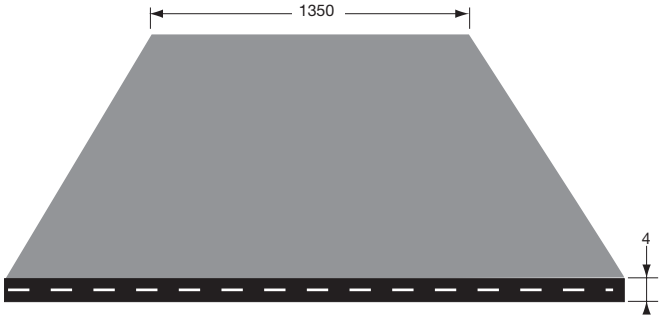

Tapis caoutchouc lisse entoilé.
Plain rubber mat, fabric reinforced.

Référence *Reference*	Kg	Largeur *Width*	Epaisseur *Thickness*
4503498PC	80	1350	4

Ventilateurs / *Ventilator*

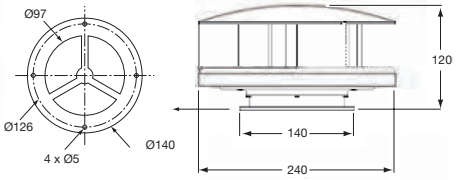

EOLE

Aérateur rotatif, ABS blanc. Débit d'air 80 m³/h à 50 km/h, débit d'air 168 m³/h à 100 km/h.
White ABS rotary ventilator. Flow of 80 m³/h at 50 km/h, flow of 168 m³/h at 100 km/h.

Référence *Reference*	Kg
4104688	0,7

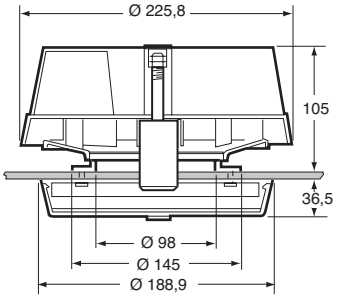

FL2000

Aérateur rotatif Flettner, débit d'air 51 m³/h à 50 km/h, débit d'air 108 m³/h à 100 km/h.
Flettner rotary ventilator. Flow of 51 m³/h at 50 km/h, flow of 108 m³/h at 100 km/h.

Référence *Reference*	Kg	Couleur *Colour*
4104691	0,665	Noir *Black*
4104691BL	0,665	Blanc *White*

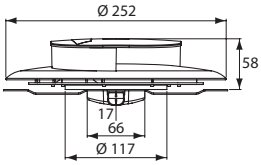

SLIMLINE

Aérateur rotatif Flettner noir, débit d'air 43 m³/h à 50 km/h, débit d'air 100 m³/h à 110 km/h.
Flettner black rotary ventilator. Flow of 43 m³/h at 50 km/h, flow of 100 m³/h at 100 km/h.

Référence *Reference*	Kg	Couleur *Colour*
4104693	0,582	Noir *Black*

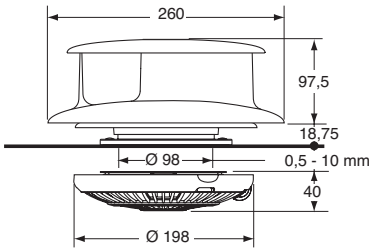

TCX

Aérateur rotatif Flettner, blanc. Débit d'air 99 m³/h à 50 km/h, débit d'air 214 m³/h à 100 km/h.
Flettner white rotary ventilator. Flow of 99 m³/h at 50 km/h, flow of 214 m³/h at 100 km/h.

Référence *Reference*	Kg
4104692	1,28

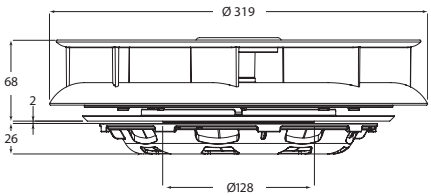

Aérateur rotatif, ABS blanc. Débit d'air 113 m³/h à 50 km/h, débit d'air 246 m³/h à 100 km/h.
White rotary ventilator. Flow of 113 m³/h at 50 km/h, flow of 246 m³/h at 100 km/h.

Référence *Reference*	Kg
4104695	1,2

Ventilateurs / *Ventilator*

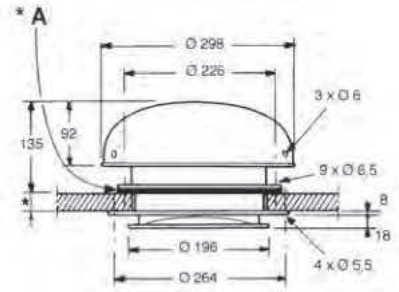

A2003

Aérateur motorisé blanc à deux sens de marche. Débit d'air nominal 700 m³/h, équipé d'un moteur 12V. (*A) Equipé d'un joint d'étanchéité.
White motorised ventilator with two operating modes. Capacity of 700 m³/h of air. Supplied with a 12V drive motor. Equiped with rubber weatherstrip.

Référence *Reference*	Kg
4104683	2,2

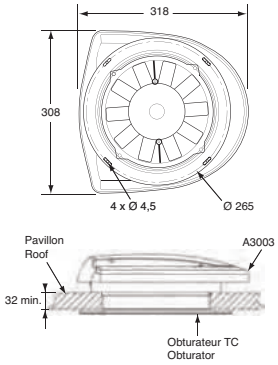

A3003 LOW NOISE

Aérateur blanc silencieux avec obturateur TC. Débit d'air 450 m³/h.
White silent ventilator with obturator TC. Capacity of 450 m³/h of air.

Référence *Reference*	Kg	V
4104710	2,25	12V
4104711	2,25	24V

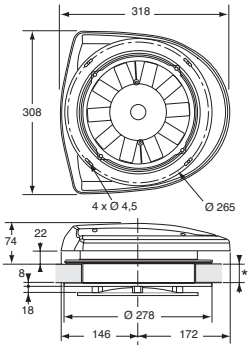

A3003

Aérateur blanc à deux sens de marche. Débit d'air 700 m³/h.
White ventilator with two operating modes. Capacity of 700 m³/h of air.

Référence *Reference*	Kg	V
4104685	2,25	12 V
4104686	2,25	24 V

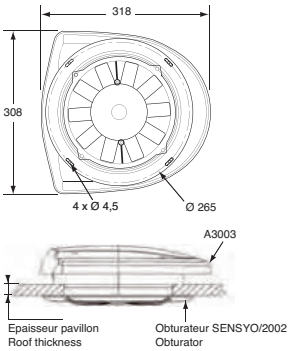

A3003 SENSYO

Aérateur noir air orientable avec obturateur. Débit d'air 700 m³/h.
Black ventilator with directional air and obturator. Capacity of 700 m³/h of air.

Référence *Reference*	Kg	V
4104712	2,25	12V
4104713	2,25	24V

Accessoires de ventilateurs / *Ventilator accessories*

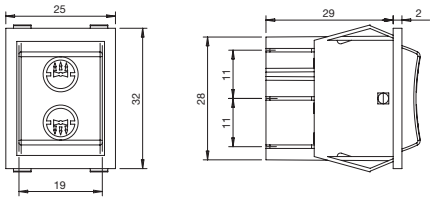

Interrupteur, inverseur pour aérateur.
Switch for ventilator.

Référence *Reference*	Pour *For*
4104684	4104685 4104683 4104686

Aérateurs et régleurs / *Air distributor*

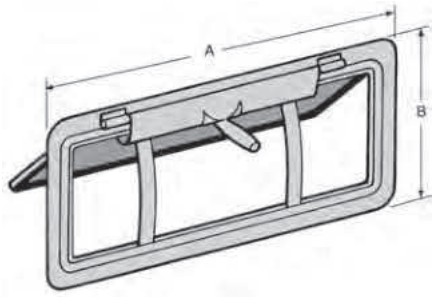

Aérateur en tôle d'acier avec joint caoutchouc.
Cab ventilator in steel with rubber seal.

Référence *Reference*	Kg	A (mm)	B (mm)
4137320	0,42	235	110

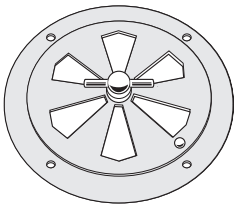

Régleur d'air.
Air distributor.

Référence *Reference*	Kg	Ø	Finition *Finish*
4104672IN	0,365	230	Acier inoxydable *Stainless steel*

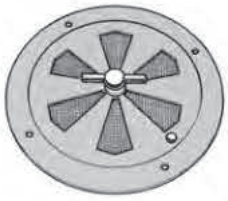

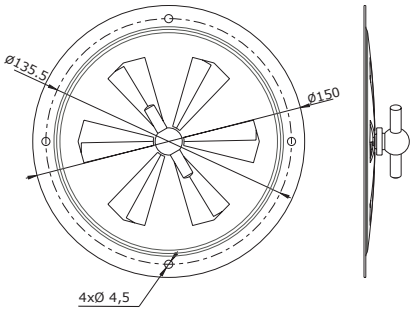

Régleur d'air inox poli grillagé, Ø 150 mm.
Polished stainless steel air distributor with screen Ø 150 mm.

Référence *Reference*	Kg	Ø
4146710	0,18	150

Persiennes / *Shutter*





Persiennes en tôle d'aluminium AG3.
Shutter, AG3 aluminium.

Référence *Reference*	Kg	Longueur *Length*	Epaisseur *Thickness*	Hauteur *Height*
4137275FD	0,24	200	*1,5*	300
4137275FF	0,244	300	1	300
4137275HF	0,49	300	1,5	400
4137275JG	0,7	350	1,5	500
4137275TY	0,1	180	1,5	130
4137275VV	0,062	150	1	150

Aérateurs de toit / *Roof hatch*

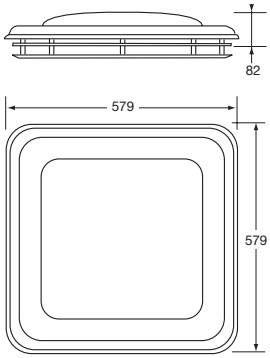

Aérateur de toit en ABS et polycarbonate, encadrement intérieur de 500 x 500 mm.
Moulded roof hatch, ABS mechanism, polycarbonate dome, inner frame 500 x 500 mm.

Référence *Reference*	Kg
4104668	1,95

Aérateurs de toit / *Roof hatch*



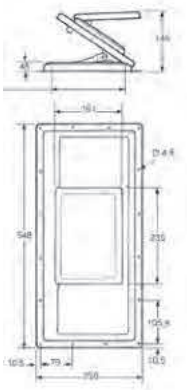

Aérateur à double ouverture, acier peint noir mat.
Double cab ventilator in black enamelled steel plate.

Référence *Reference*	Kg
4104678	2,5

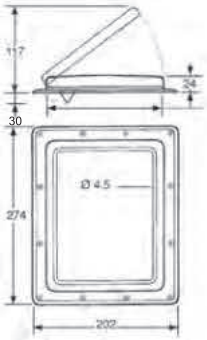

Aérateur acier / aluminium.
Steel / aluminium ventilator.

Référence *Reference*	Kg
4104658	0,935

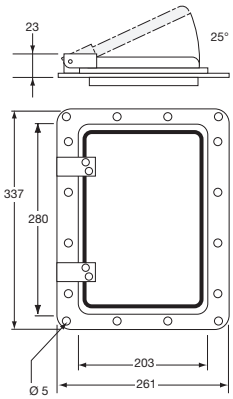

Aérateur acier / aluminium.
Steel / aluminium ventilator.

Référence *Reference*	Kg
4104659	1,325

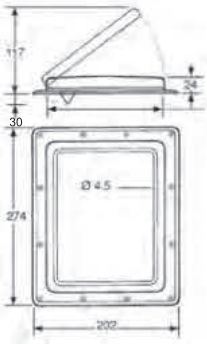

Aérateur acier zingué, sans grille ABS.
Zinc plated steel ventilator, without ABS screen.

Référence *Reference*	Kg
4104660	0,82

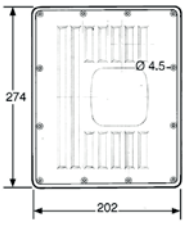

Grille en ABS gris pour aérateur 4104660.
Grey ABS screen for ventilator 4104660.

Référence *Reference*	Kg	Pour *For*
4104662GR	0,13	4104660

Hublots de toit / *Roof windows*

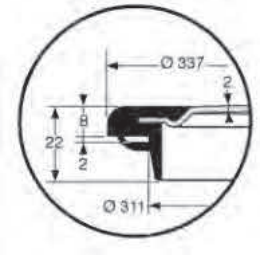

Hublot de toit en polycarbonate translucide, Ø 337 mm.
Roof hatch, Ø 337 mm, in translucent polycarbonate.

Référence *Reference*	Kg	Ø
4104661	0,415	337

Baies coulissantes / *Sliding windows*

Blocs coulissants aluminium époxy noir, deux glaces claires coulissantes (dimensions données pour découpe).
Sliding windows, black epoxy aluminium, two transparent sliding plate glasses (dimensions given for cut-out).

Référence *Reference*	Kg	Longueur *Length*	Largeur *Width*	Rayon *Radius*
4147412	4,2	500	500	75
4147413	4,2	600	400	75
4147414	5,7	750	475	75
4147415	7	900	500	75
4147416	9	1200	500	75

Baies coulissantes modulable / *Custom sliding windows*

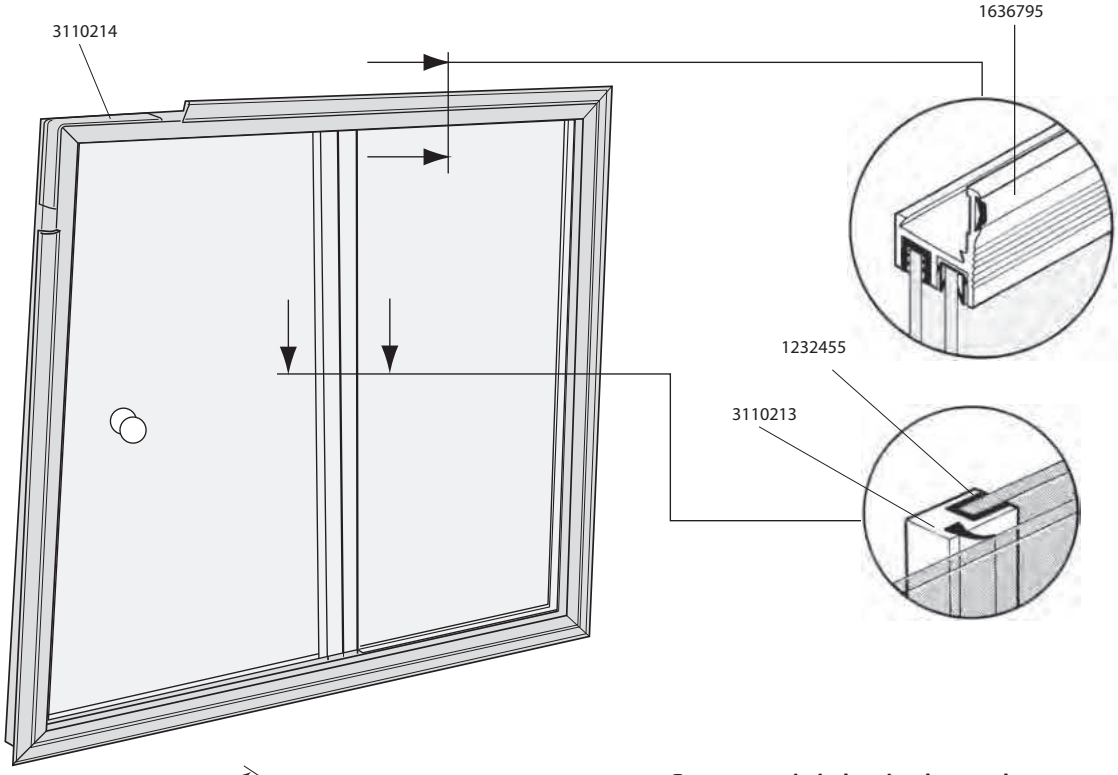

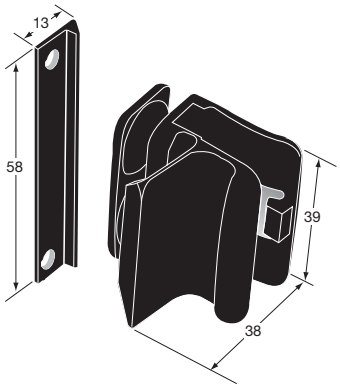

Fermeture de baie, plastique noir.
Lock for sliding window, black plastic.

Référence *Reference*	Kg
3110211	0,28

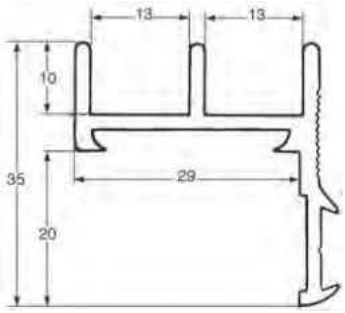

Profil aluminium anodisé.
Anodized aluminium profile.

Référence *Reference*	Kg	Longueur *Length*
3110212	0,456	5000

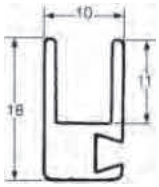

Profil aluminium anodisé.
Anodized aluminium profile.

Référence *Reference*	Kg	Longueur *Length*
3110213	0,255	5000

Comment choisir un compas à gaz / *Gas spring selection calculation*

Connaissant :
- le poids du hayon X en kilogrammes ;
- la longueur du hayon Y en mètres ;
- la distance Z (en mètres) entre le point d'application du verin sur le hayon et l'axe de rotation du hayon ;
- le nombre de vérins nécessaires Nb ;

On détermine la force de poussée du vérin en appliquant la formule suivante :

$P = \frac{X \times 10 \times Y}{2.Nb.Z} + 50$ = pression du vérin en N (Newton).

Le nombre 50 représente une force de 50 N constante équivalente aux actions de frottement.

Exemple de calcul :
- soit un hayon de :
. poids 50 kg,
. longueur Y : 1,50 m,
. distance Z : 0,25 m,
. nombre Nb : 2.
l'application de la formule est la suivante :

$$\frac{500 \times 1,5}{2 \times 2 \times 0,25} + 50 = 800 \text{ N}$$

Il nous faut donc poser deux vérins de 800 N.

On choisit ensuite les caractéristiques dimensionnelles du vérin, Ø et course, en fonction de la distance voulue entre le point d'application du vérin sur le hayon et le point de fixation sur le montant. La course du vérin est directement en relation avec l'angle d'ouverture du hayon. Pour un ouverture de 90°, on choisit en général :

$$\frac{\text{Course du vérin}}{Z} = \frac{1}{0,8}, \text{ soit course du vérin} = \frac{0,25}{0,8} = 0,312 \text{ m}$$

Ces différentes données déterminées, on obtient la référence du vérin en se reportant au tableau des caractéristiques.

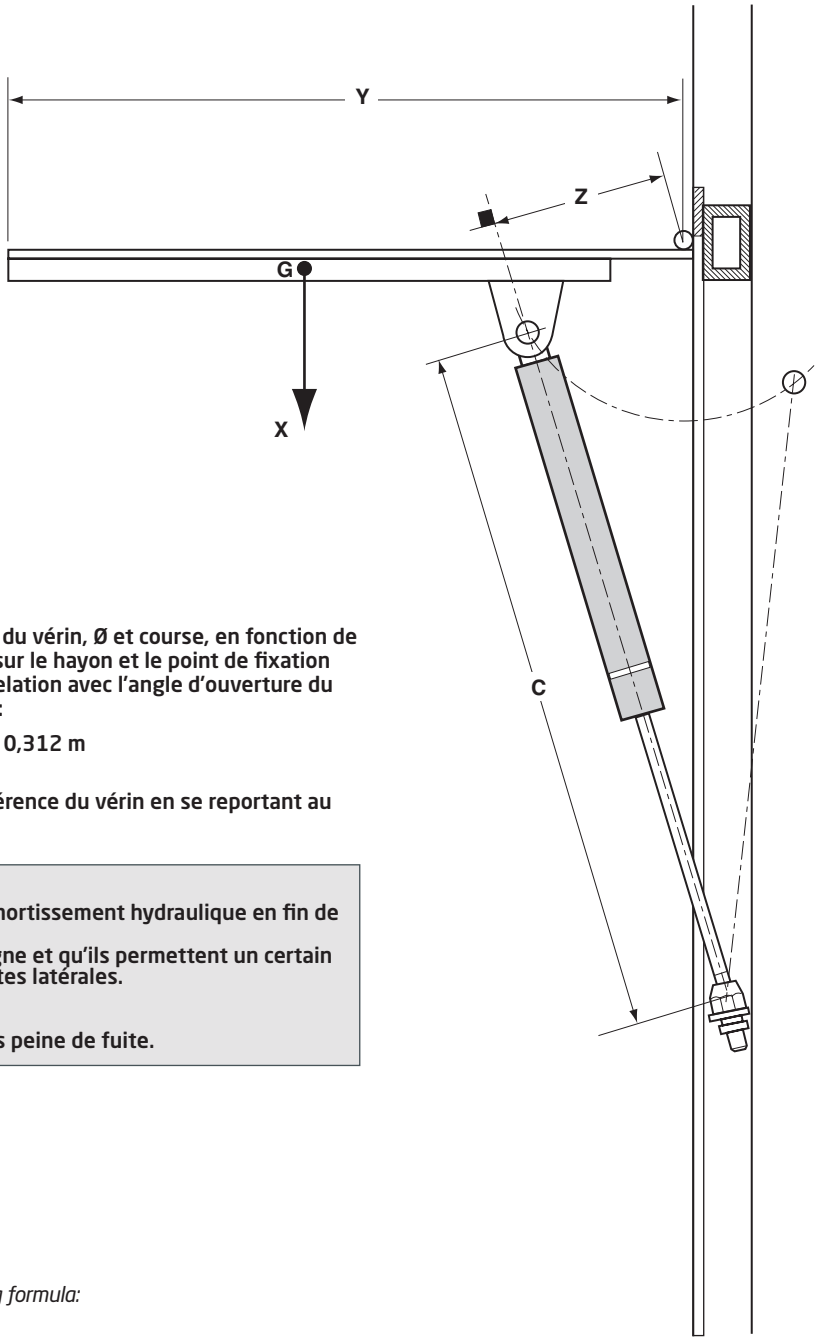

RECOMMANDATIONS IMPORTANTES
Placer l'appareil la tige vers le bas afin d'obtenir un amortissement hydraulique en fin de course.
Il est important que les points de fixation soient en ligne et qu'ils permettent un certain jeu afin que la tige ne soit pas soumise à des contraintes latérales.
Eviter tout choc.
Ne jamais démonter : gaz sous pression.
Aucune trace de peinture sur le piston du compas sous peine de fuite.

Determine:
- tailboard X in kilogrammes;
- tailboard length Y in meters;
- distance Z (in meters) between strut pin on tailboard and tailboard hinge pin;
- quantity of necessary struts Nb;

To determine the required capacity of strut, use the following formula:

$P = \frac{X \times 10 \times Y}{2.Nb.Z} + 50$ = strength in N (Newton).

Number 50 used in example below corresponds to frictional losses.

Calculation example:
- tailboard:
. length Y: 1,50 m,
. distance Z: 0,25 m,
. strut quantity Nb: 2.
The formula is used as follows:

$$\frac{500 \times 1,5}{2 \times 2 \times 0,25} + 50 = 800 \text{ N}$$

Therefore two struts of 800 N capacity each must be used, now overall dimensions of strut must be selected together with the piston stroke. This selection is made according to the requested distance between strut pin on tailboard and anchor point. Strut stroke is directly related to tailboard opening angle. For a 90° opening angle, the following stroke is generally selected:

$$\frac{\text{Strut stroke}}{Z} = \frac{1}{0,8}, \text{ that's strut stroke} = \frac{0,25}{0,8} = 0,312 \text{ m}$$

Having determined the various caracteristics of the strut, refer to table to select corresponding part number.

IMPORTANT NOTICE
To obtain a feathering action at end of stroke, install strut with rod at end.
Securing points must be in line to avoid lateral stresses.
Avoid misuse.
Never attempt to dismantle : Gas under pressure.
Never coat strut piston with paint to avoid gas leaks.

Compas à gaz / *Gas spring*

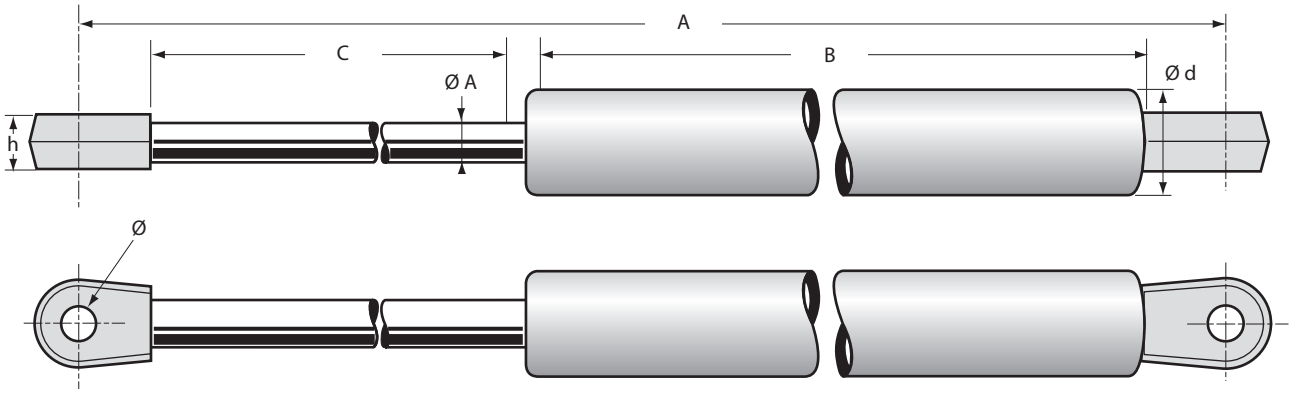

Compas à gaz à embouts vissés.
Gas spring with screwed end filting.

Référence *Reference*	Kg	Force *Trust force*	C	Ø A	A	Ø d	B	h	Ø
2043912A	0,082	50	80	6	173 - 253	15	113	5	6
2043912B	0,082	100	80	6	173 - 253	15	113	5	6
2043912D	0,082	200	80	6	173 - 253	15	113	5	6
2043913D	0,229	200	160	8	263 - 423	18.5	203	5	6
2043913F	0,229	300	160	8	263 - 423	18.5	203	5	6
2043913H	0,229	400	160	8	263 - 423	18.5	203	5	6
2043914C	0,330	150	250	8	353,5 - 603,5	18.5	294	5	8
2043914D	0,330	200	250	8	353,5 - 603,5	18.5	294	5	8
2043914H	0,330	400	250	8	353,5 - 603,5	18.5	294	5	8
2043914K	0,330	600	250	8	353,5 - 603,5	18.5	294	5	8
2043915F	0,313	300	98	10	182 - 280	22	148	12	8
2043915G	0,313	350	98	10	182 - 280	22	148	12	8
2043915J	0,313	500	98	10	182 - 280	22	148	12	8
2043916J	0,320	500	148	10	232 - 380	22	198	12	8
2043916PI	0,320	1000	148	10	232 - 380	22	198	12	8
2043921PI	0,650	1000	198	14	302 - 500	28	268	12	8
2043921TI	0,650	1300	198	14	302 - 500	28	268	12	8
2043921WI	0,650	2000	198	14	302 - 500	28	268	12	8
2043922D	0,510	200	298	10	402 - 700	22	368	12	8
2043922F	0,510	300	298	10	402 - 700	22	368	12	8
2043922H	0,510	400	298	10	402 - 700	22	368	12	8
2043922JI	0,868	550	298	14	402 - 700	28	368	12	8
2043922PI	0,868	1000	298	14	402 - 700	28	368	12	8
2043922SI	0,868	1200	298	14	402 - 700	28	368	12	8
2043922VI	0,868	1500	298	14	402 - 700	28	368	12	8
2043922WI	0,868	2000	298	14	402 - 700	28	368	12	8
2043923F	0,503	300	248	10	352 - 600	22	318	12	8
2043923J	0,503	500	248	10	352 - 600	22	318	12	8
2043923PI	0,765	1000	248	14	352 - 600	28	318	12	8
2043923TI	0,765	1300	248	14	352 - 600	28	318	12	8

Compas à gaz / *Gas spring*

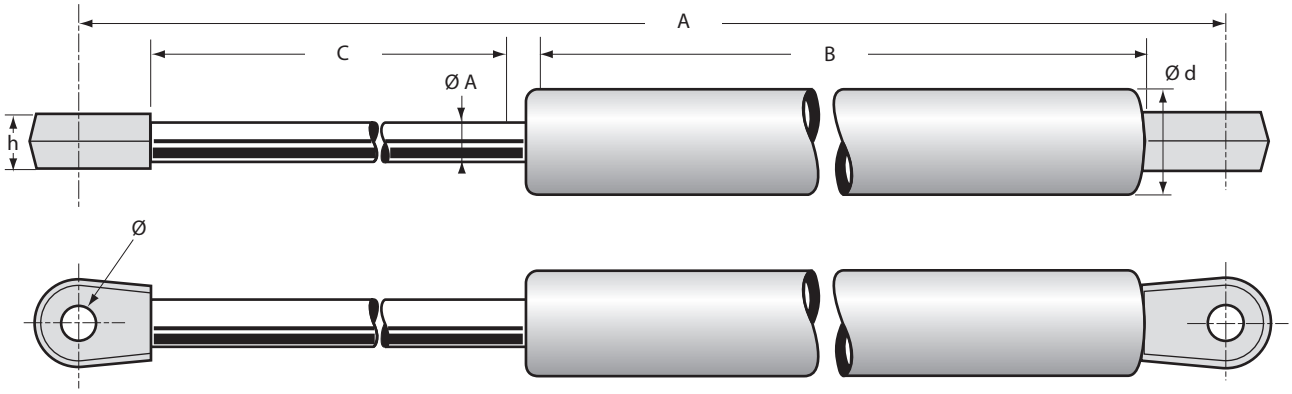

Compas à gaz à embouts vissés.
Gas spring with screwed end filting.

Référence *Reference*	Kg	Force *Trust force*	C	Ø A	A	Ø d	B	h	Ø
2043918F	0,181	300	85	8	189 - 274	18.5	128	5	6
2043918H	0,181	400	85	8	189 - 274	18.5	128	5	6
2043918J	0,181	500	85	8	189 - 274	18.5	128	5	6
2043918K	0,181	600	85	8	189 - 274	18.5	128	5	8
2043920E	0,277	250	195	8	296 - 491	18.5	235	5	6
2043920G	0,277	350	195	8	296 - 491	18.5	235	5	6
2043920I	0,277	450	195	8	296 - 491	18.5	235	5	6
2043920J	0,277	550	195	8	296 - 491	18.5	235	5	6
2043921K	0,430	600	210	10	290 - 500	22	253	12	8
2043921M	0,430	800	210	10	290 - 500	22	253	12	8
2043921P	0,430	1000	210	10	290 - 500	22	253	12	8
2043922J	0,510	550	298	10	402 - 700	22	368	12	8
2043922M	0,510	800	298	10	402 - 700	22	368	12	8
2043922P	0,510	1000	298	10	402 - 700	22	368	12	8
2043922S	0,510	1200	298	10	402 - 700	22	368	12	8
2043923M	0,503	800	248	10	352 - 600	22	318	12	8
2043923P	0,503	1000	248	10	352 - 600	22	318	12	8
2043924D	0,650	200	348	10	452 - 800	22	418	12	8
2043924F	0,650	300	348	10	452 - 800	22	418	12	8
2043924H	0,650	400	348	10	452 - 800	22	418	12	8
2043924J	0,650	500	348	10	452 - 800	22	418	12	8
2043924M	0,650	800	348	10	452 - 800	22	418	12	8
2043924MI	0,966	800	348	14	452 - 800	28	418	12	8
2043924P	0,650	1000	348	10	452 - 800	22	418	12	8
2043924PI	0,966	1000	348	14	452 - 800	28	418	12	8
2043924TI	0,966	1300	348	14	452 - 800	28	418	12	8
2043924VI	0,966	1500	348	14	452 - 800	28	418	12	8

Compas à gaz / *Gas spring*

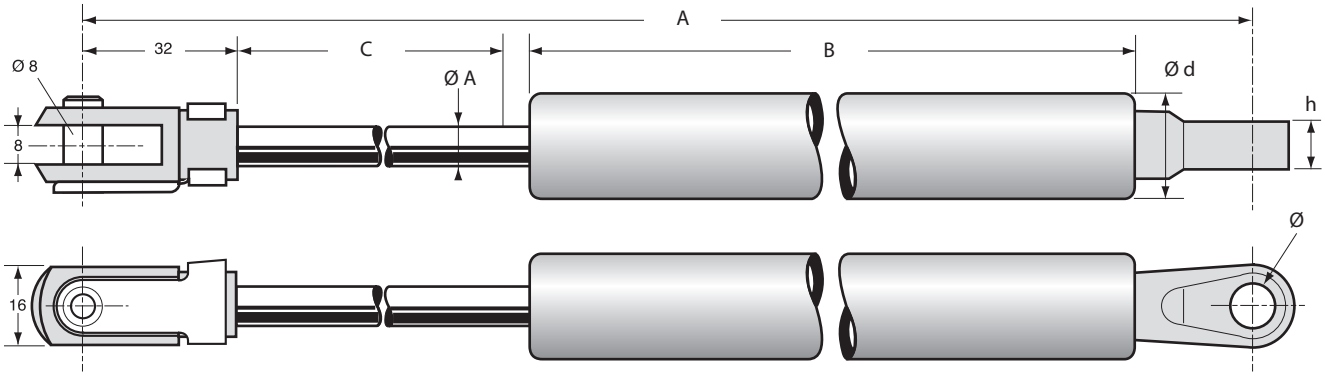

Compas à gaz.
Gas spring.

Référence *Reference*	Kg	Force *Trust force*	C	Ø A	A	Ø d	B	h	Ø
2043917 F	0,313	300	100	10	141 - 311	22	148	12	8
2043917 G	0,313	350	100	10	141 - 311	22	148	12	8
2043917 J	0,313	500	100	10	141 - 311	22	148	12	8

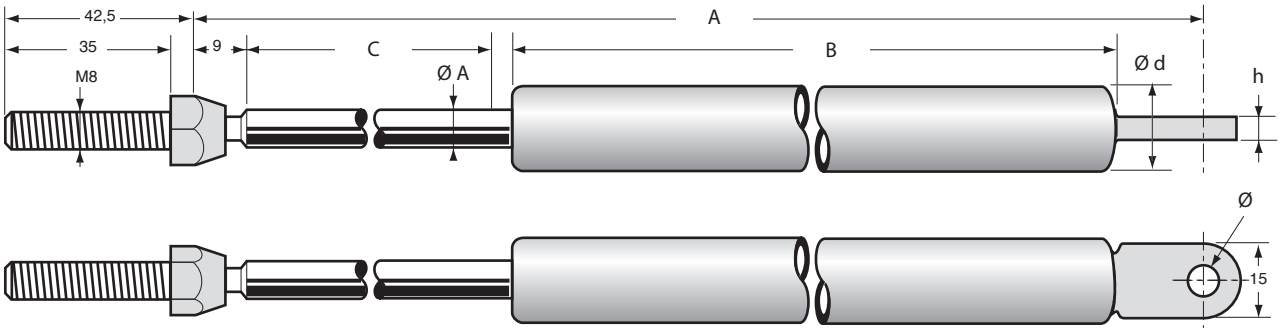

Compas à gaz embout fileté.
Gas spring with threaded end filting.

Référence *Reference*	Kg	Force *Trust force*	C	Ø A	A	Ø d	B	h	Ø
2043919 D	0,257	200	150	8	228,5 - 378,5	18.5	201	5	6
2043919 F	0,257	300	150	8	228,5 - 378,5	18.5	201	5	6
2043919 H	0,257	400	150	8	228,5 - 378,5	18.5	201	5	6

Supports de compas et embouts / *Brackets for gas springs and end fittings*

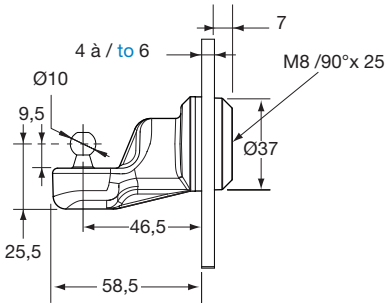

Ensemble support de vérin en polyamide noir chargé en fibre de verre.
Black glassfibre polyamide bracket.

Référence *Reference*	Kg
2043938	0,065

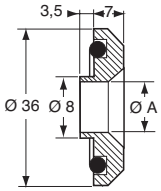

Socle épaulé plastique noir pour vis Ø A = M6/F90°.
Black plastic base with shoulder for Ø A = M6/F90° screw.

Référence *Reference*	Kg	Pour *For*
2043935	0,008	Ø A = M6/F90°

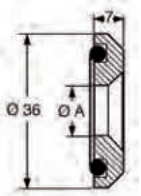

Socle plastique noir.
Black plastic base.

Référence *Reference*	Kg	Pour *For*
2043932S0	0,006	Ø A = M8/F90°
2043934	0,006	Ø A = M6/F90°

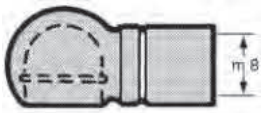

Embout à rotule percé à Ø 8,1 pour compas à filetage M8.
End with Ø 8,1 hole for gas spring with M8 threading.

Référence *Reference*	Kg
2043933	0,015

Supports de compas et embouts / *Brackets for gas springs and end fittings*

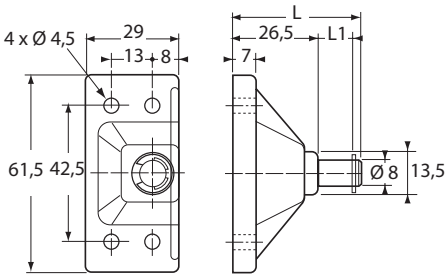

Support plastique déporté.
Offset plastic bracket for gas spring.

Référence *Reference*	Kg	L (mm)	Pour *For*	
2043936	0,04	40x11	2043914H 2043914K	10
2043937	0,04	48x19	2043921 2043922 2043923 2043924	10



Embout percé à Ø 6,1 pour compas à filetage M6.
End with Ø 6,1 hole for gas spring with M6 threading.

Référence *Reference*	Kg
2043927	0,015

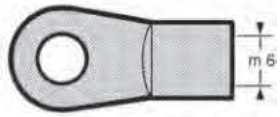

Embout percé à Ø 8,1 pour compas à filetage M6.
End with Ø 8,1 hole, for gas spring with M6 threading.

Référence *Reference*	Kg	
2043926	0,015	10

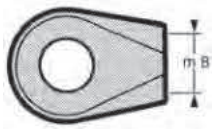

Embout percé à Ø 8,1 pour compas à filetage M8.
End with Ø 8,1 hole for gas spring with M8 threading.

Référence *Reference*	Kg
2043928	0,015

Supports de compas et embouts / *Brackets for gas springs and end fittings*

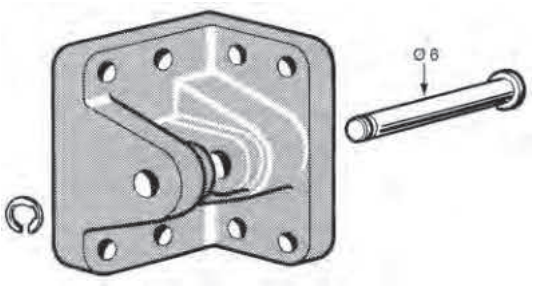

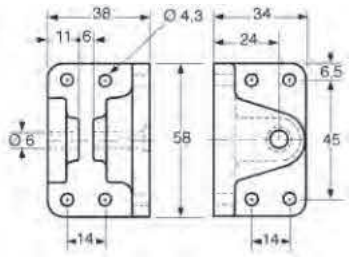

Support en polyamide gris chargé en fibre de verre avec axe acier zingué pour chape Ø 6,1 et épaisseur 5 mm.
Grey glassfibre polyamide bracket with zinc plated steel pin for bracket Ø 6,1 and 5 mm thick.

Référence *Reference*	Kg
2043930	0,065

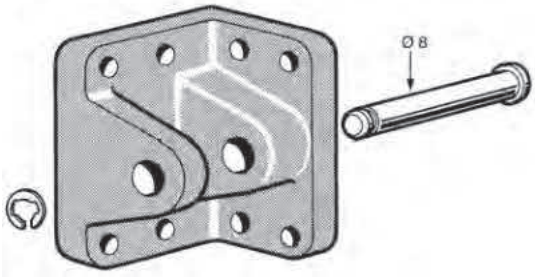

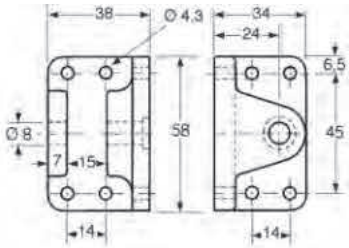

Support en polyamide gris chargé en fibre de verre avec axe acier zingué pour chape Ø 8,1 et épaisseur 12 mm.
Grey glassfibre polyamide bracket with zinc plated steel pin for bracket Ø 8,1 and 12 mm thick.

Référence *Reference*	Kg
2043929	0,065

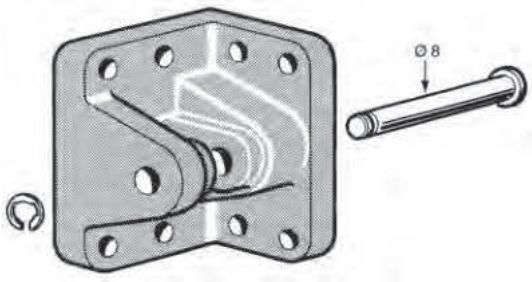

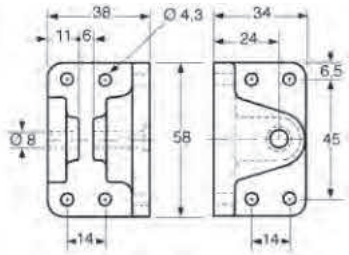

Support en polyamide gris chargé en fibre de verre avec axe acier zingué pour chape Ø 8,1 et épaisseur 5 mm.
Grey glassfibre polyamide bracket with zinc plated steel pin for bracket Ø 8,1 and 5 mm thick.

Référence *Reference*	Kg
2043931	0,065

Releveurs LIFT UP / *LIFT UP elevators*

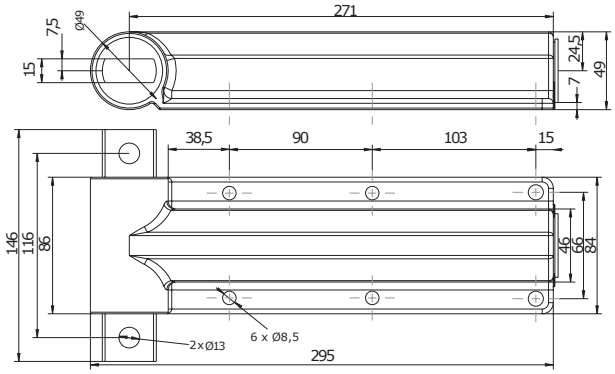

Releveur Lift Up 360 simple effet, couple de relevage 13 daN.m pour rampes.
Lift Up raising system 360, single action, lifting torque 13 daN.m for opening down closures.

Référence *Reference*	Kg
0844905	4,65

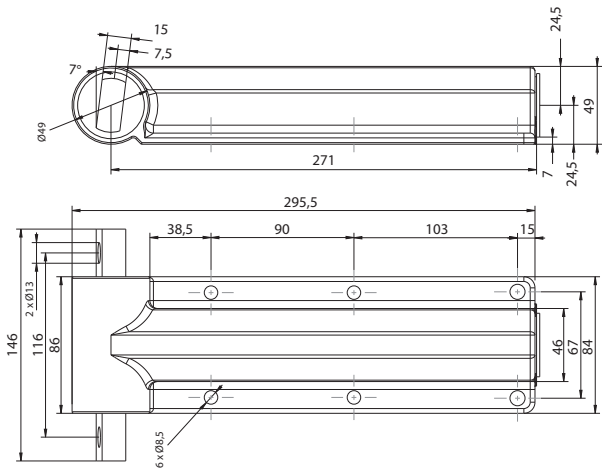

Releveur Lift Up 360 double effet, couple de relevage 14 daN.m pour auvents.
Lift Up raising system, double action, lifting torque 14 daN.m for opening up closures.

Référence *Reference*	Kg
0844906	4,65

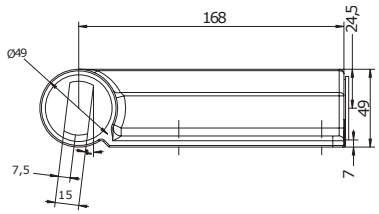

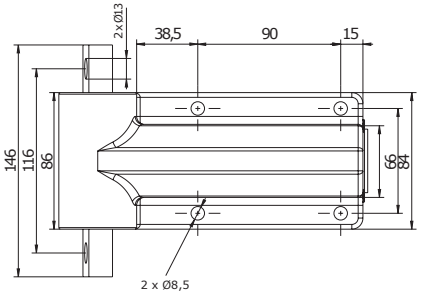

Releveur Lift Up 180 double effet, couple de relevage 10 daN.m pour auvents.
Lift Up raising system, double action, lifting torque 10 daN.m for lifting up closures.

Référence *Reference*	Kg
0844907	3,25

Releveurs LIFT UP / *LIFT UP elevators*

Position fermée
Closed

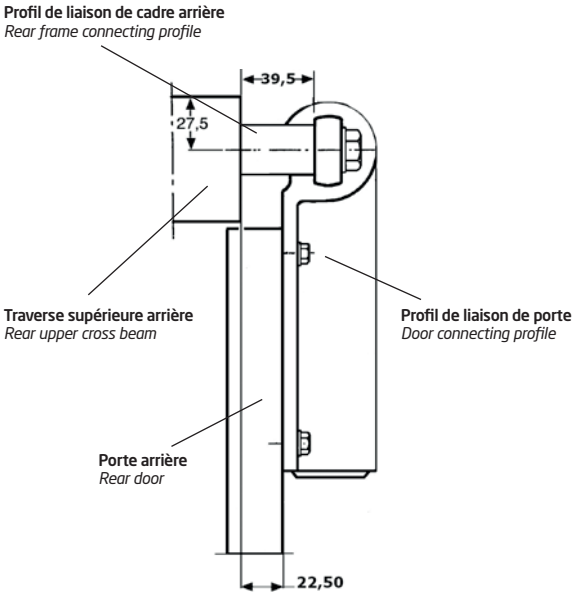

Position ouverte
Opened

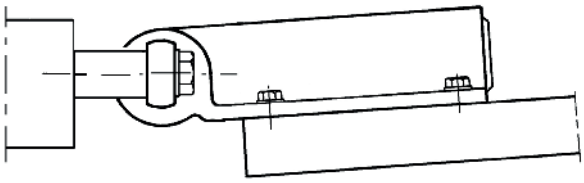

Formule générale : $P = \frac{G \times H}{2} + M1 + \ldots.$

General formula

G = poids de la porte en kilogrammes
G = weight of the door in kilogrammes
H = hauteur de la porte en mètres
H = height of the door in meters
$M_1 = P_1 \times L_1$

Application numérique :
Numerical application:

$$P = \frac{35 \times 0{,}80}{2} + (2{,}50 \times 0{,}60)$$

P = 15,50 daN.m

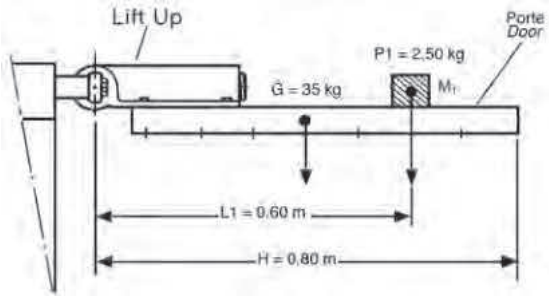

Conclusion : pour cette application, on utilisera 2 Lift Up 180 double effet 0844907.
Conclusion: for this application, 2 Lift Up 180, double action, 0844907, should be used.

Cloison frigorifique
Refrigeration partition

Hayon arrière supérieur
Rear upper tailgate

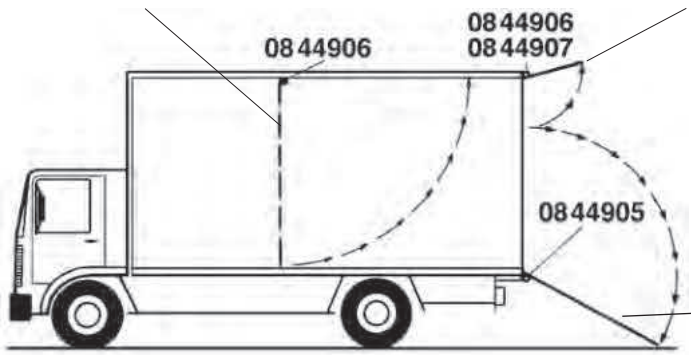

Hayon arrière inférieur
Rear lower tailgate

Compensateurs de ponts / *Ramp springs*

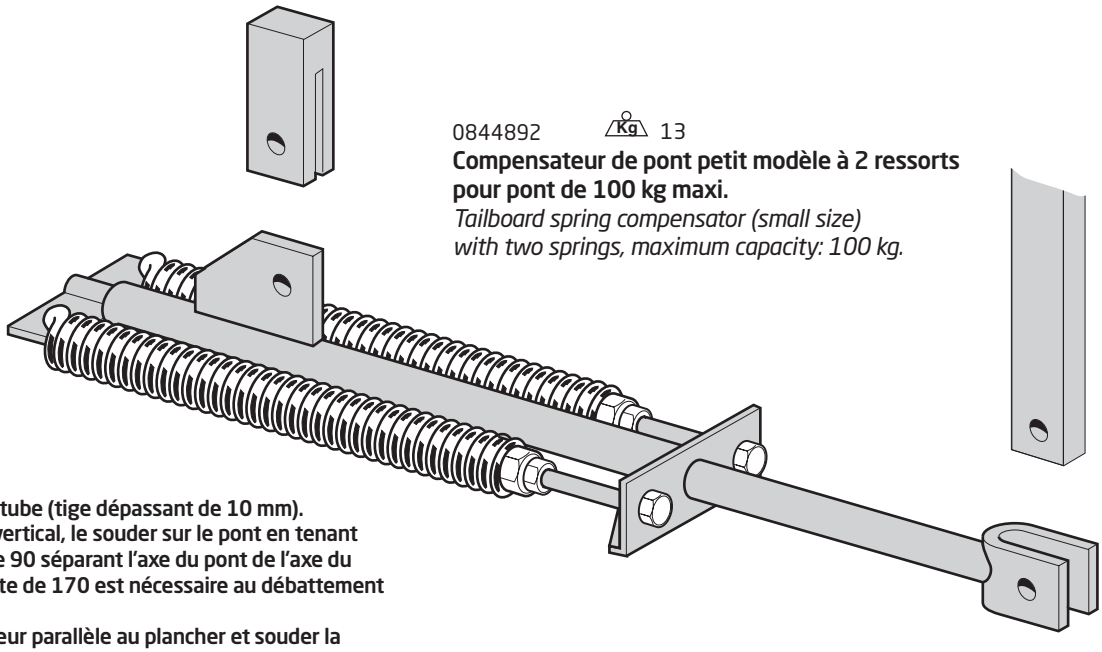

0844892 13

Compensateur de pont petit modèle à 2 ressorts pour pont de 100 kg maxi.

Tailboard spring compensator (small size) with two springs, maximum capacity: 100 kg.

MONTAGE :

1. **Enlever les ressorts.**
2. **Caler la tige dans le tube (tige dépassant de 10 mm).**
3. **Positionner le bras vertical, le souder sur le pont en tenant compte de la cote de 90 séparant l'axe du pont de l'axe du compensateur; la cote de 170 est nécessaire au débattement du compensateur.**
4. **Poser le compensateur parallèle au plancher et souder la patte arrière (d) le plus loin possible sur le tube.**
   Souder ensuite la chape (e).
   Assembler.
5. **Monter les ressorts.**
6. **Régler la tension et veiller à ce que les ressorts soient de la même longueur.**

IMPORTANT : ne pas oublier de monter le contre-écrou à sa bonne place, c'est à dire sur le ressort et non au dos de la plaquette de tension (plaquette verticale). Il est possible de positionner ce releveur verticalement.

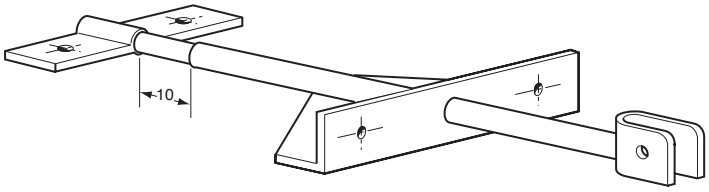

INSTALLATION:

1° Remove both springs.

2° Insert rod into pipe (visible length of rod at end of pipe : 10 mm

3° Install the vertical arm and weld into place on tailboard: adhere to following dimensions: 90 mm between tailboard center line and compensator center line;170 mm : necessary stroke for compensator.

4° Install compensator parallel with floor board and weld rear anchor bracket (d) at the rearmost end of pipe.
Then weld-on bracket (e).
Assemble all parts.

5° Install springs.

6° Adjust springs tension, both springs must be adjusted to same length.

IMPORTANT NOTICE: do not forget to install lock nut on spring. Never install nut at rear face of tensioning plate (vertical plate). This spring compensator can be installed in vertical position.

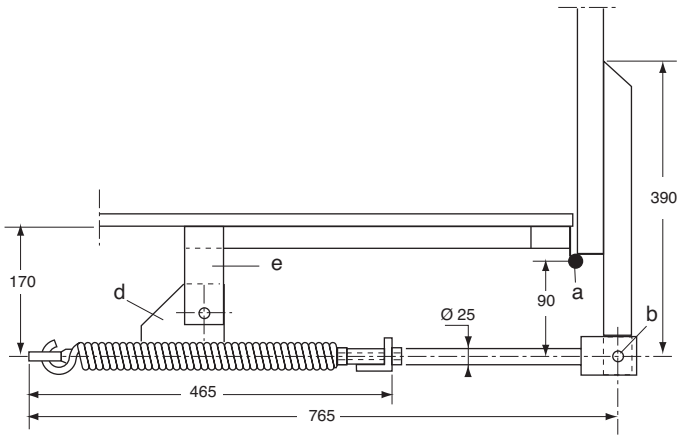

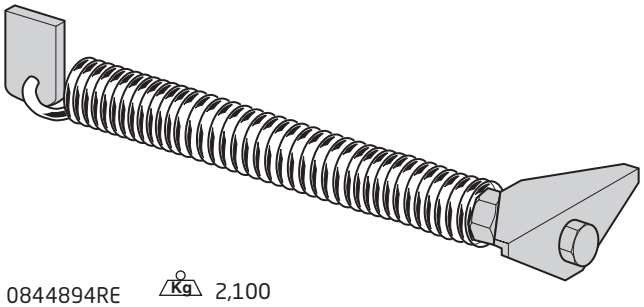

0844894RE 2,100

Ressort supplémentaire sans pattes de fixation.

Additional spring without anchor brackets.

0844894

Ressort avec patte de fixation nécessaire pour transformer le releveur 0844892 en modèle à 3 ressorts pour pont de 150 kg maxi.

Spring with additional anchor brackets, necessary to convert a two springs compensator 0844892 into three springs compenstor. Maximum capacity: 150 kg.

Vérins électriques / *Actuators*

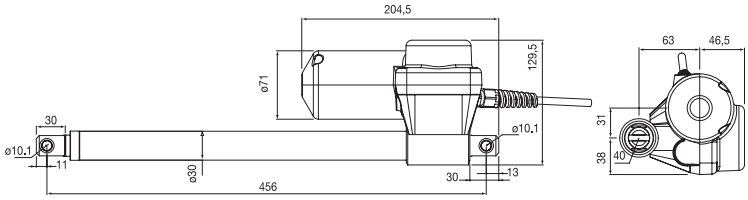

Vérin électrique LA30 avec carte de commande TREM208H externe. Classification IP66.
Electric actuator LA30 with external TREM208H motorcontroller. IP66 classified.

Référence *Reference*	Kg	Force *Trust force*	Course *Stroke*	Vitesse *Speed*	Intensité *Current*	Tension *Voltage*
2043802	2,8	3500	300	9,5 mm/s	18A	12

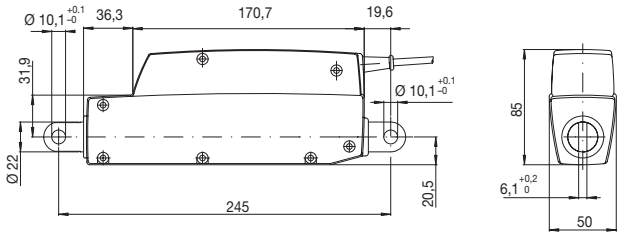

Vérin électrique ultra compact LA12PLC avec carte électronique et capteurs fin de course intégrés. Classification IP65. Livré avec câbles et 8 fils sans connecteur de 2300 mm.
Electric compact actuators LA12PLC equipped with electronic card and stroke end sensors. Classification IP65. Delivered with 8 wires without connectors, 2300 mm long.

Référence *Reference*	Kg	Force *Trust force*	Course *Stroke*	Vitesse *Speed*	Intensité *Current*	Tension *Voltage*
2043800	0,75	750	100	8 mm/s	1,8A	24

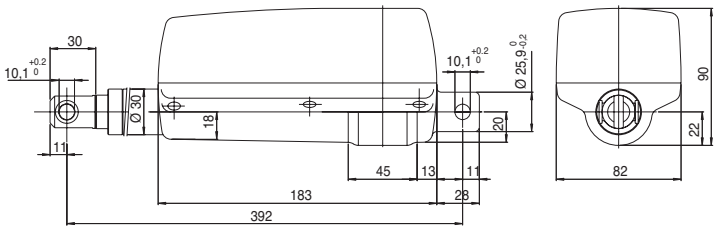

Vérin électrique Force 2000 N - Course 200 mm, chape plastique.
Electric actuator Force 2000 N - Stroke 200 mm, plastic gascket.

Référence *Reference*	Kg	Force *Trust force*	Course *Stroke*	Vitesse *Speed*	Intensité *Current*	Tension *Voltage*
2043810	1,9	2000	200	13 mm/s	4,4A	24
2043820	1,9	2000	200	13 mm/s	8A	12

Autres systèmes de relevage / *Other lifting systems*

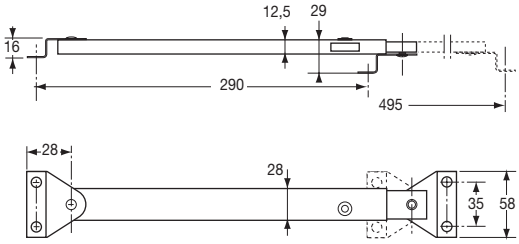

Béquille télescopique acier zingué bichromaté.
Telescopic prop in zinc plated steel.

Référence *Reference*	Kg
2004389	0,35

Kit complet OPEN / *OPEN kit*

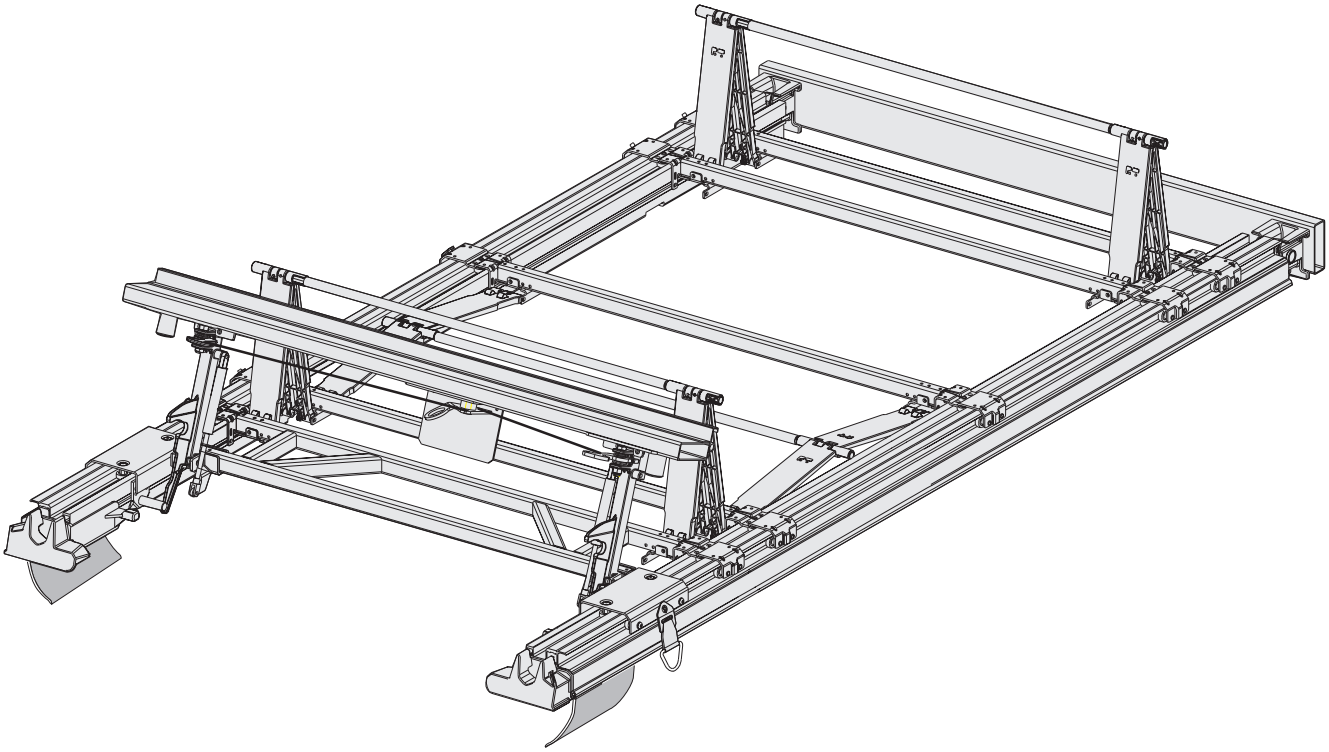

KIT TOIT COULISSANT À RELEVEURS ARTICULÉS, MANŒUVRABLE DU SOL, POUR VÉHICULES LARGEUR HORS TOUT 2550 mm.

- **Espacement entre arceaux 807 +/- 4 mm, voir fiche technique de montage 3110465FT.**
- **Pour longueur 13,55 m : pré-cintrage de la poutre aluminium 260 mm, encombrement du toit replié sur l'avant : 1,80 m.**

SLIDING ROOF KIT WITH ARTICULATED LIFTING PANELS, OUTSIDE OPENING, FOR 2550 mm WIDTH VEHICLES.

- *Aluminium bows every 807 +/- 4 mm, see mounting technical data sheet 3110465FT.*
- *For 13,55 m length, curve of the aluminium cantrail section is 260 mm. Length of the roof opened at the front : 1,80 m.*

Longueur de la carrosserie (m) *Body length (m)*	Réf. du kit toit coulissant avec arceaux aluminium et traverse aluminium *Part number of the sliding roof kit with alu rear bow and alu rear header*	Kg	Réf. du kit toit coulissant avec arceaux aluminium et traverse acier *Part number of the sliding roof kit with alu rear bow and steel rear header*	Kg	Réf. du kit toit coulissant avec arceaux acier et traverse acier *Part number of the sliding roof kit with steel rear bow and steel rear header*	Kg
5,01 à/*to* 5,59	3110452TA	184	3110452	193	3110522	213
5,60 à/*to* 6,39	3110453TA	189	3110453	198	3110523	221
6,40 à/*to* 7,19	3110454TA	193	3110454	203	3110524	228
7,20 à/*to* 7,75	3110455TA	198	3110455	207	3110525	235
7,76 à/*to* 7,99	3110456TA	212	3110456	221	3110526	249
8,00 à/*to* 8,75	3110457TA	217	3110457	225	3110527	257
8,76 à/*to* 9,59	3110458TA	235	3110458	244	3110528	278
13,55	3110465TA	318	3110465	327	3110535	377

Autres longueurs, nous consulter.
For other dimensions, please contact us.

Pour la composition des kits, voir pages suivantes, repères 1 à 28.
Ne sont pas compris dans nos kits : la bâche, les poteaux, les chariots de poteaux et les chariots du bâchage latéral.

For our kits composition, see next pages, part numbers 1 to 28.
Not supplied with our kits : side pillars, trolleys for pillars and runners for side curtains.

Accessoires communs OPEN / *Common OPEN accessories*

Rep. *Rep.*	Désignation *Designation*	Référence *Reference*	Qté *Qty*
1	Profil de toit aluminium, lg. 7,50 m *Aluminium cantrail, lgth 7,50 m*	3110072DR/GA	*
	Profil de toit aluminium, lg. 8,50 m *Aluminium cantrail, lgth 8,50 m*	3110073DR/GA	*
	Profil de toit aluminium, lg. 9,50 m *Aluminium cantrail, lgth 9,50 m*	3110380DR/GA	*
	Profil de toit aluminium, lg. 13,40 m *Aluminium cantrail, lgth 13,40 m*	3110075DR/GA	*
2	Profil bavette, lg. 17 m *Pelmet section, lgth 17 m*	3110259	*
ou/*or*	Profil bavette, lg. 27,40 m *Pelmet section, lgth 27,40 m*	3110250	*
3	Chape support avant *Front cantrail support*	3110080	2
4	Liaison poutre avant *Front cantrail connexion*	3110081	2
5	Axe de liaison avant *Axle for front cantrail supporte*	3110080AX	2
6	Plaque d'appui avant/Gabarit de perçage *Front support plate/Drilling gauge*	3110368	2
7	Butée de basculement *Tilting pin*	3110378	2
	+ barrette *+ fixing plate*	3110381	2
8	Tasseau arrière *Rear cantrail connexion*	3110365	2
9	Liaison arrière côté droit *Rear cantrail support-Right side*	3110364DR	1
10	Liaison arrière côté gauche *Rear cantrail support-Left side*	3110364GA	1
11a	Traverse aluminium équipée (Rep 12, 13, 14, 15 et 16 montés) *Aluminium rear header fully assembled (including items 12, 13, 14, 15 and 16)*	3110065TE	1
ou/*or*			
11b	Traverse acier équipée Rep. 12, 13, 15 et 16 soudés *Steel rear header assembled items 12, 13, 15 and 16 welded*	3110384TE	1
12	Platine de centrage côté gauche *Centering plate left*	3110382GA	1
13	Platine de centrage côté droit *Centering plate right*	3110382DR	1
14	Ensemble de déverrouillage avec tringles *Locking device with rods*	3110064	1
15	Support de traverse équipée côté gauche *Rear header bar support device-Left side*	3110366GA	1
16	Support de traverse équipée côté droit *Rear header bar support device-Right side*	3110366DR	1
17	Compas à gaz pour traverse aluminium *Gas spring for aluminium rear header*	2043917F	2
18	Axe pour support de traverse *Pin for rear header bar support*	3110370AX	2
19	Embouts pour traverse aluminium *End cap for aluminium header*	3110383EM	2
20	Arceau double arrière assemblé *Aluminium double rear bow assembled*	3110125AM	1
21	Sangle de manœuvre *Strap*	3110375	2
22	Kit visserie *Screws set*	3110465KV	1
23	Tube aluminium Ø 20 x 1,8 mm *Aluminium tube Ø 20 x 1,8 mm*	3110359EX	*
24	Relève bâche assemblé *Articulated lifting panels*	3110367	*
25	Axe de relève-bâche *Pin for lifting panels*	3110367AX	*
26	Arceau simple aluminium 40 x 30 assemblé *Aluminium cross bow 40 x 30 assembled*	3110128AM	*
27	Bague de maintien *Roof cover washer*	3110369	*
	+ rivet *+ rivet*	5814151SE	*
28	Fiche technique de montage *Mounting instructions*	3110465FT	1
*	Quantité suivant longueur de la carrosserie *Quantity depending of body length*		

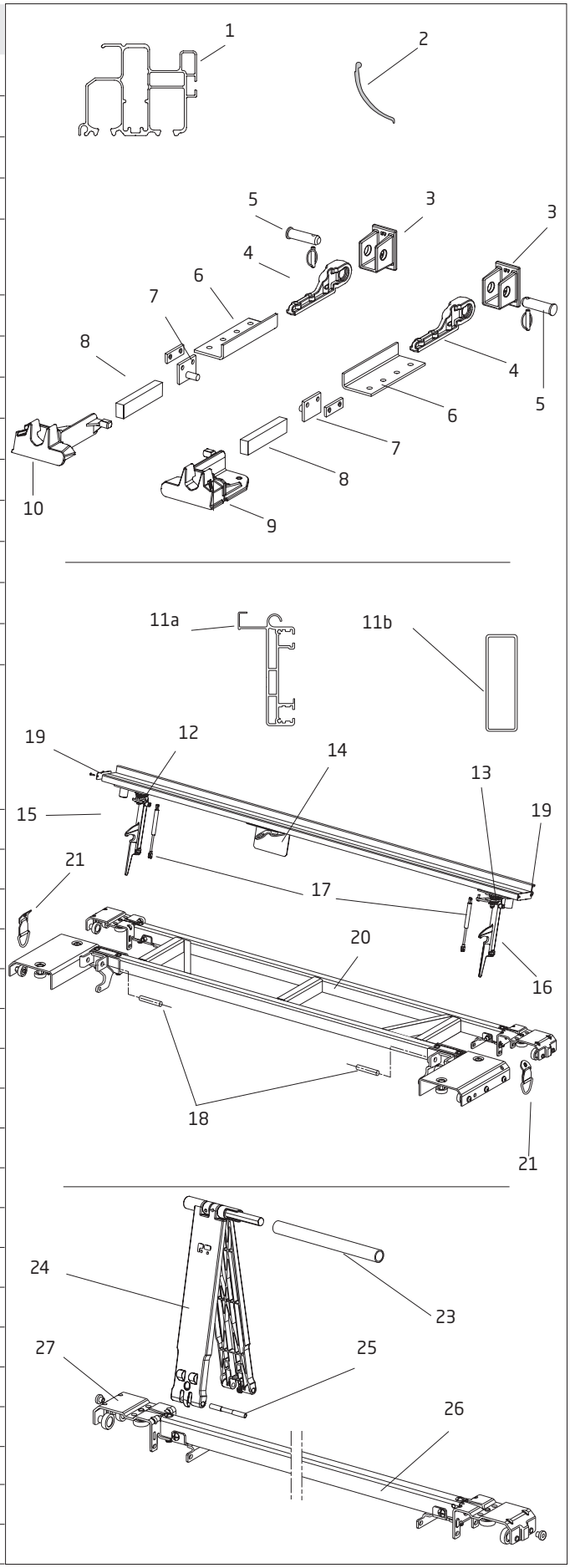

Accessoires communs OPEN / *Common OPEN accessories*

Rep. *Rep.*	Désignation *Designation*	Référence *Reference*	Qté *Qty*
1	Profil de toit aluminium, lg. 7,50 m *Aluminium cantrail, lgth 7,50 m*	3110072DR/GA	*
	Profil de toit aluminium, lg. 8,50 m *Aluminium cantrail, lgth 8,50 m*	3110073DR/GA	*
	Profil de toit aluminium, lg. 9,50 m *Aluminium cantrail, lgth 9,50 m*	3110380DR/GA	*
	Profil de toit aluminium, lg. 13,40 m *Aluminium cantrail, lgth 13,40 m*	3110075DR/GA	*
2	Profil bavette, lg. 17 m *Pelmet section, lgth 17 m*	3110259	*
ou/*or*	Profil bavette, lg. 27,40 m *Pelmet section, lgth 27,40 m*	3110250	*
3	Chape support avant *Front cantrail support*	3110080	2
4	Liaison poutre avant *Front cantrail connexion*	3110081	2
5	Axe de liaison avant *Axle for front cantrail supporte*	3110080AX	2
6	Plaque d'appui avant/Gabarit de perçage *Front support plate/Drilling gauge*	3110368	2
7	Butée de basculement *Tilting pin*	3110378	2
	+ barrette *+ fixing plate*	3110381	2
8	Tasseau arrière *Rear cantrail connexion*	3110365	2
9	Liaison arrière côté droit *Rear cantrail support-Right side*	3110364DR	1
10	Liaison arrière côté gauche *Rear cantrail support-Left side*	3110364GA	1
11	Traverse acier équipée Rep. 12, 14 et 15 soudés *Steel rear header assembled items 12, 14 and 15 welded*	3110384TE	1
12	Pion de centrage pour traverse acier *Centering pin for steel rear header*	3110371	2
13	Ensemble de déverrouillage avec tringles *Locking device with rods*	3110064	1
14	Support de traverse équipée côté gauche *Rear header bar support device-Left side*	3110366GA	1
15	Support de traverse équipée côté droit *Rear header bar support device-Right side*	3110366DR	1
16	Compas à gaz pour traverse acier *Gas spring for steel rear header*	2043917G	2
17	Axe pour support de traverse *Pin for rear header bar support*	3110370AX	2
	+ rondelle pour support traverse *and washer*	3110370EN	5
18	Bouchon pour traverse acier *End caps for steel rear header*	3110384EM	2
19	Arceau arrière assemblé *Main rear bow assembled*	3110370	1
20	Sangle de manœuvre *Strap*	3110375	2
21	Kit visserie *Screws set*	3110465KV	1
22	Tube aluminium Ø 20 x 1,8 mm *Aluminium tube Ø 20 x 1,8 mm*	3110359EX	*
23	Relève bâche assemblé *Articulated lifting panels*	3110367	*
24	Axe de relève-bâche *Pin for lifting panels*	3110367AX	*
25	Arceau simple acier 40 x 30 assemblé *Steel cross bow 40 x 30 assembled*	3110121AM	*
26	Bague de maintien *Roof cover washer*	3110369	*
	+ rivet POP *+ POP rivet*	5814151SE	*
27	Fiche technique de montage *Mounting instructions*	3110465FT	1
*	Quantité suivant longueur de la carrosserie *Quantity depending of body length*		

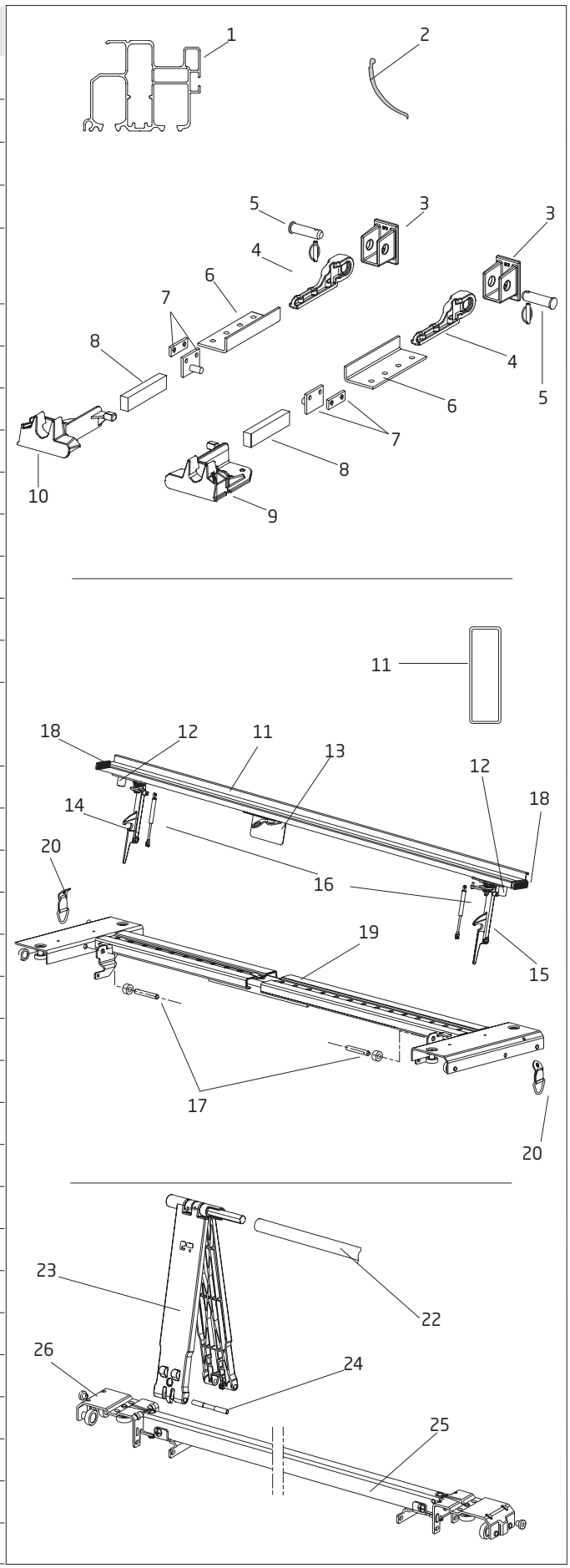

Accessoires communs OPEN / *Common OPEN accessories*

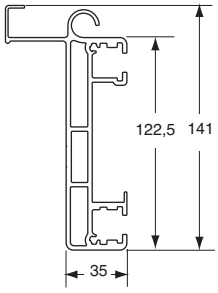

Traverse arrière seule, aluminium brut, longueur 2540 mm.
Self colour aluminium rear header bar, 2540 length.

Référence *Reference*	Kg	Longueur *Length*
3110065	9	2540

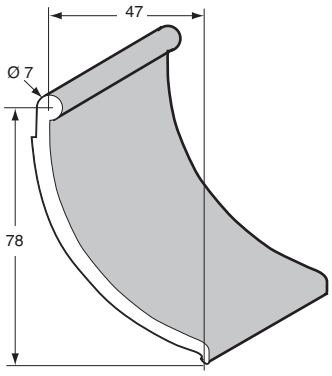

Profil bavette grise.
Grey P.V.C. flop profile.

Référence *Reference*	Kg	Longueur *Length*
3110250	19	27,4
3110259	11	17

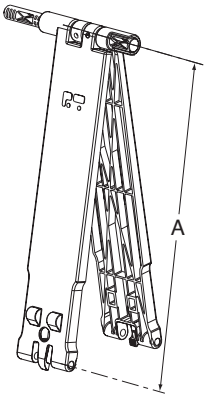

Relève bâche GM assemblé A = 373 mm (pas de 800 mm).
LM articulated lifting panels, A = 373 mm (step of 800 mm).

Référence *Reference*	Kg	A (mm)
3110367	0,44	373

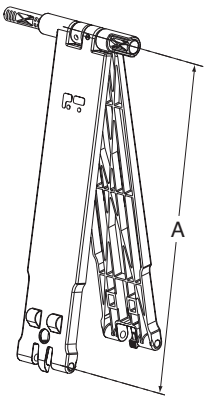

Relève bâche PM assemblé A = 273 mm (pas de 600 mm).
SM articulated lifting panels, A = 273 mm (step of 600 mm).

Référence *Reference*	Kg	A (mm)
3110389	0,35	273

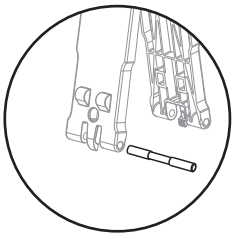

Axe pour relève bâche.
Pin for articulated lifting panels.

Référence *Reference*	Kg
3110367AX	0,035

Accessoires communs OPEN / *Common OPEN accessories*

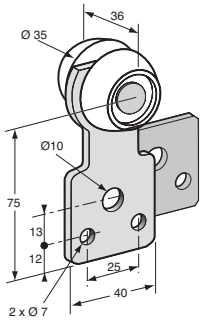

Chariot de bâchage complet acier zingué avec contre plaque et galets nylon.
Zinc plated steel curtain bracket and wall-plate with nylon rollers.

Référence *Reference*	Kg
3110385	0,165

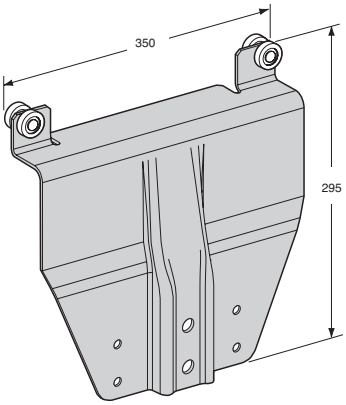

Chariot coulissant porte-poteau acier cataphorèse, avec galets nylon.
Steel sliding trolley for pillar, black epoxy primer, with nylon rollers.

Référence *Reference*	Kg
3110397	2,8

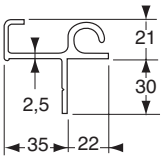

Profil fixe bâche aluminium brut.
Hooking cover profile, self colour aluminium.

Référence *Reference*	Kg	Longueur *Length*
3110374	3	2550

Jonc d'accrochage de bâche.
Plastic profile to fix tarpaulin.

Référence *Reference*	Kg	Longueur *Length*
3110273	0,25	3200

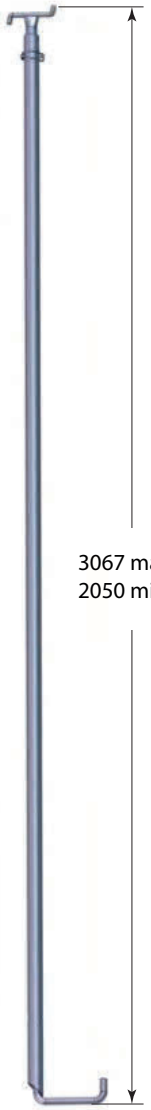

Perche télescopique, acier zingué bichromaté.
Telescopic pole, zinc bichromated steel.

Référence *Reference*	Kg	Longueur *Length*
3110388 S	4,400	2050 3067

Accessoires spéciaux / *Special accessories*

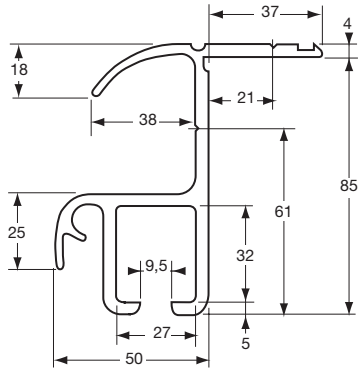

Profil de toit extérieur aluminium brut.
Outer raw aluminium roof profile.

Référence *Reference*	Longueur *Length*
3110226	6,7
3110227	8,3

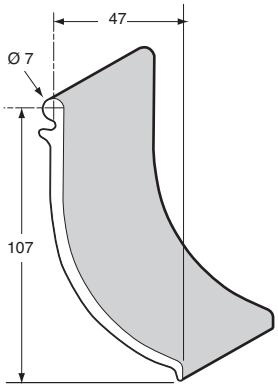

Profil bavette grise.
Grey P.V.C. flop profile.

Référence *Reference*	Kg	Longueur *Length*
3110225	17	27,4

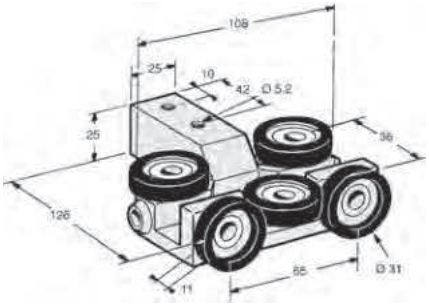

Chariot pour bâchage coulissant avec support aluminium et galets nylon.
Troley for sliding covers with aluminium bracket and nylon rollers.

Référence *Reference*	Kg
3110235	0,35

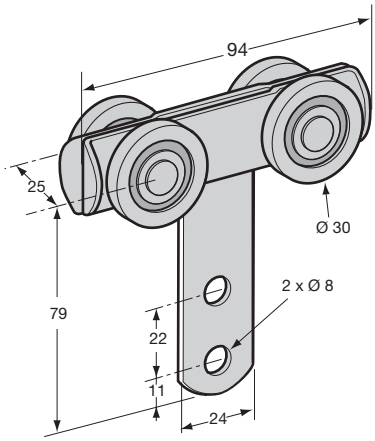

Chariot double, acier zingué.
Zinc plated steel double trolley.

Référence *Reference*	Kg
3110233	0,205

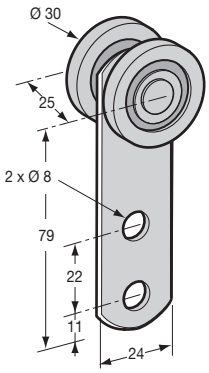

Chariot simple, acier zingué.
Zinc plated steel simple trolley.

Référence *Reference*	Kg
3110232	0,115

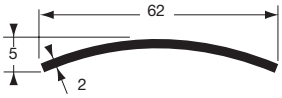

Profil plastique relève bâche.
Raise cover plastic profile.

Référence *Reference*	Kg	Longueur *Length*
3110246	2	14
3110263	13	100

Poteaux aluminium pour véhicules 3,5 T / *Sliding aluminium pillars for 3.5 T vehicles*

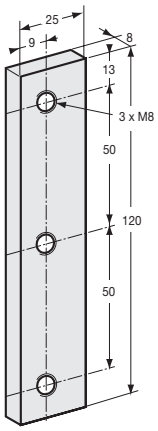

Barette acier zingué pour poteau arrière 3110011.
Zinc plated steel dropside hinge for 3110011 rear pillar.

Référence *Reference*	Kg	Pour *For*
3110021BA	0,3	3110011

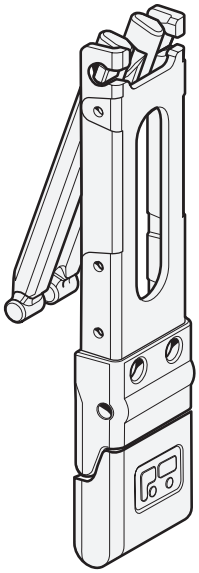

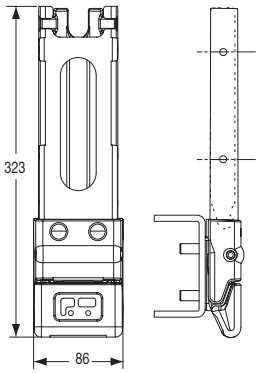

Mécanisme complet, acier cataphorèse, avec gâche, pour véhicule 3,5 t.
KTL steel mechanism for 3,5 t vehicle, with keeper.

Référence *Reference*	Kg
3544031	3,46

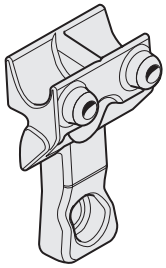

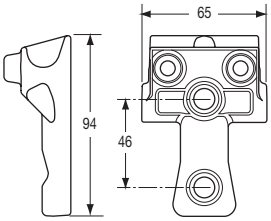

Gâche acier cataphorèse.
Keeper, KTL steel.

Référence *Reference*	Kg
3544030GA	0,36

Poteaux aluminium pour véhicules 3,5 T / *Sliding aluminium pillars for 3.5 T vehicles*

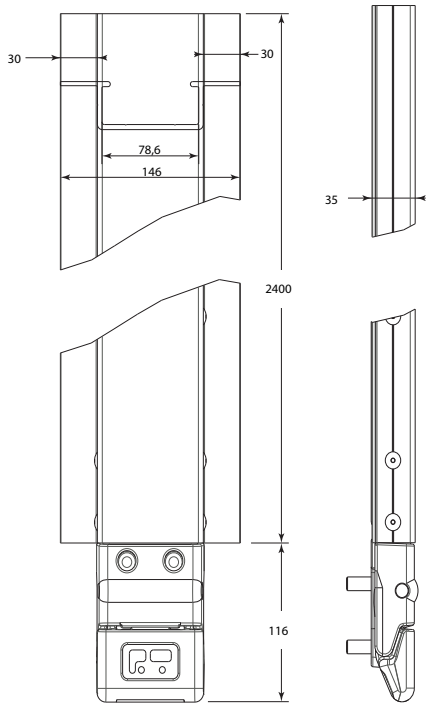

Poteau coulissant 3,5T, aluminium brut avec gâche.
Aluminium 3,5T sliding pilar, with keeper.

Référence *Reference*	Kg	Hauteur *Height*
3544036	10,72	2516

Poteaux coulissants acier / *Sliding steel pillars*

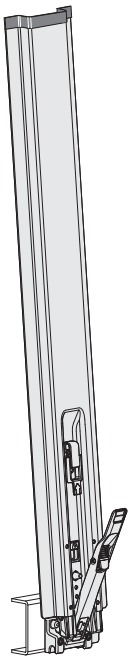

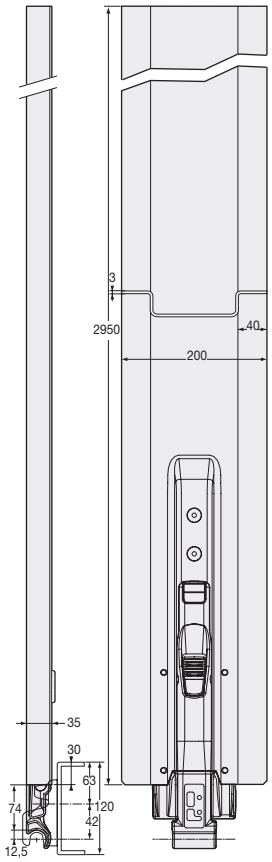

Poteau coulissant acier brut, avec gâche 3544100GA.
Sliding pillar, self colour steel, with 3544100GA keeper.

Référence *Reference*	Kg	Longueur *Length*	Pour *For*
3544101	21,5	2950	3544100GA

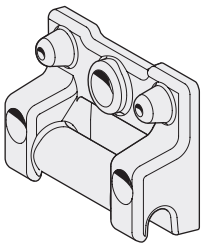

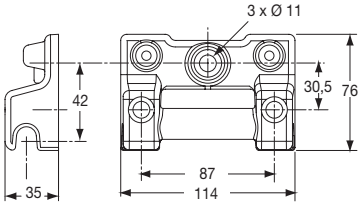

Gâche acier cataphorèse. Fixation de la gâche par 3 vis CHC M10 classe 8.8, couple de serrage 50 Nm.
KTL steel keeper. Fixing of the keeper by 3 screws CHC M10, class 8.8, 50 Nm torque.

Référence *Reference*	Kg
3544100GA	0,7

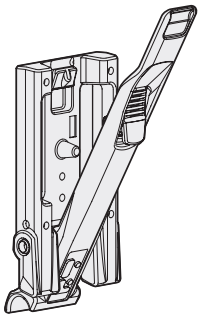

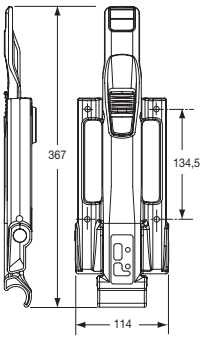

Mécanisme complet, acier cataphorèse, avec gâche 3544100GA.
KTL steel mechanism, with 3544100GA keeper.

Référence *Reference*	Kg	Pour *For*
3544104	3,8	3544100GA

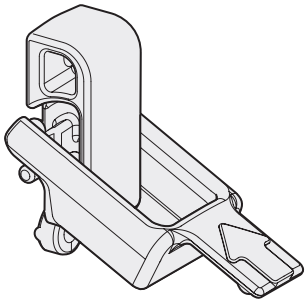

Ensemble volet de sécurité, acier cataphorèse, pour poteau 3544101.
Locking catch, cataphoresis steel, for sliding pillar 3544101.

Référence *Reference*	Kg	Pour *For*
3544102VS	0,32	3544101

Poteaux coulissants acier / *Sliding steel pillars*

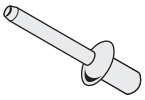

Rivet Ø 6,4 pour fixation du mécanisme 3544104 et/ou du volet de sécurité 3544102VS.
Ø 6,4 rivet for mechanism 3544104 and/or locking flap 3544102VS.

Référence *Reference*	Kg	Ø	Pour *For*
5871261VA	0,015	6	3544104 3544102VS

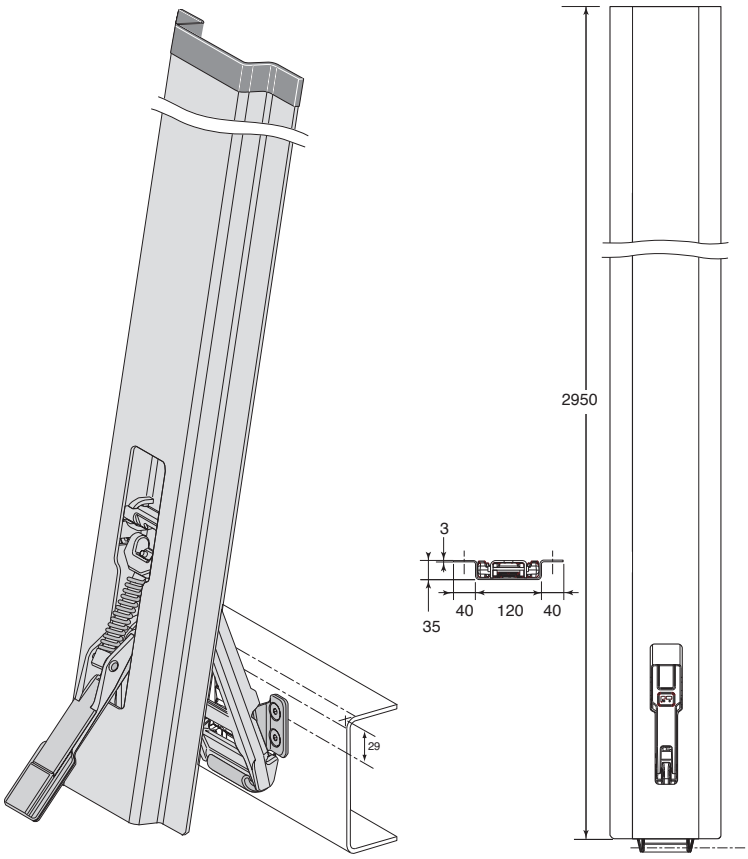

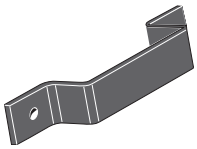

Protection pour haut de poteau coulissant.
Sliding pillar top protection.

Référence *Reference*	Kg
3544016	0,038

Poteau coulissant, acier HLE brut, avec gâche 3544050GS.
Sliding pillar, self colour HLE steel, with keeper 3544050GS.

Référence *Reference*	Kg	Longueur *Length*	Pour *For*
3544051	22,5	2950	3544050GA

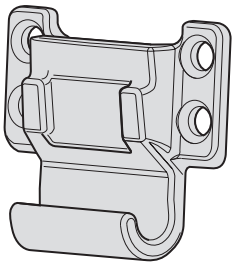

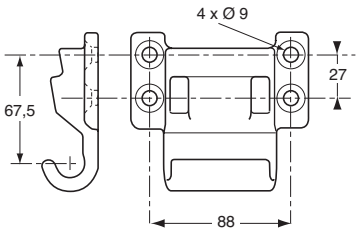

Gâche acier zinguée.
Keeper, zinc plated steel.

Référence *Reference*	Kg
3544050GA	0,75

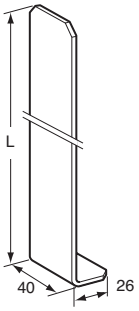

Gousset de réhausse, acier brut, ép. 2,5 mm.
Self colour steel mounting bracket, 2,5 mm thickness.

Référence *Reference*	Kg	L (mm)
3544005	0,14	150

Accessoires de faitiere / *Roof accessories*

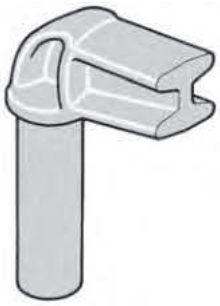

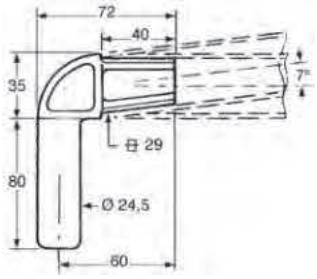

Embout d'arceau de bâche, acier brut.
End fitting for tilt cross members, self colour steel.

Référence *Reference*	Kg
3543649	0,52

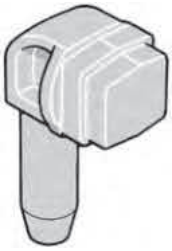

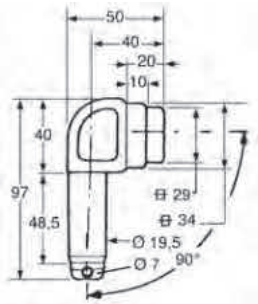

Embout d'arceau de bâche, acier brut.
End fitting for tilt cross members, self colour steel.

Référence *Reference*	Kg
3543652	0,415

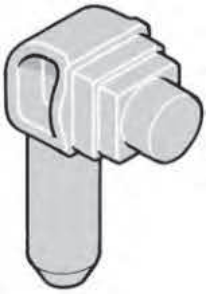

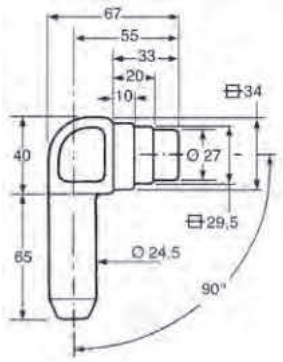

Embout d'arceau de bâche, acier brut.
End fitting for tilt cross members, self colour steel.

Référence *Reference*	Kg
3543654	0,615

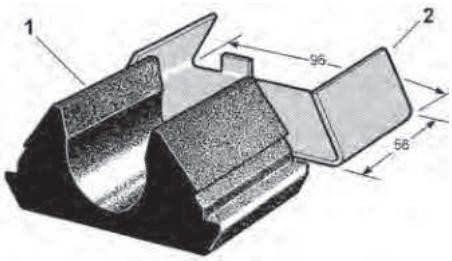

Support de faîtière complet, pour tube de Ø 34 ou 35 mm.
Roof member bracket for tube Ø 34 or 35 mm.

Référence *Reference*	Kg	Type *Type*
3543647	0,247	-
3543647GU	0,95	1
3543647SU	0,152	2

Accessoire de rideau de bâches / *Curtain accessories*

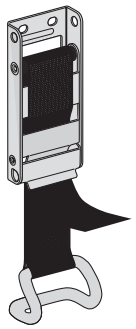

Tendeur complet avec sécurité et crochet fil, sangle longueur 0,80 m.
Complete curtain strapping system, 0,80 m length.

Référence *Reference*	Kg	Longueur *Length*
3655054	0,52	0,8

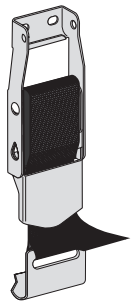

Tendeur complet sans sécurité et crochet plat inox, sangle longueur 0,62 m.
Complete curtain strapping system without safety device, stainless steel hook, 0,62 m length.

Référence *Reference*	Kg	Longueur *Length*
3655052	0,32	0,62

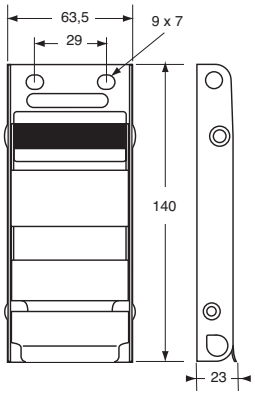

Tendeur avec sécurité, acier inox.
Buckle with safety device, stainless steel.

Référence *Reference*	Kg
3655050	0,315

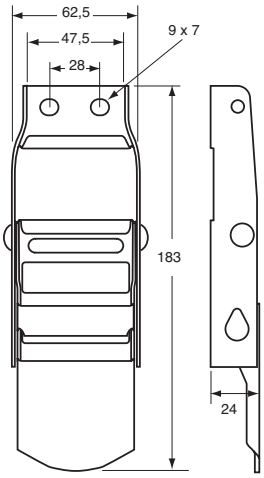

Tendeur sans sécurité, acier inox.
Buckle without safety device, stainless steel.

Référence *Reference*	Kg
3655051	0,025



Patte de fixation avec vis et écrous inox.
Fixing plate with screws and bolts, stainless steel.

Référence *Reference*	Kg	
3655039	0,23	25

Accessoire de rideau de bâches / *Curtain accessories*

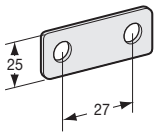

Contre plaque inox.
Counter plate, stainless steel.

Référence *Reference*	Kg
3655038	0,012



Sangle de bas de rideaux.
Lashing strap of down curtains.

Référence *Reference*	Kg	Longueur *Length*	Type *Type*	
3655030	0,18	800	B	20
3655032	0,145	800	A	
3655033	0,17	1300	A	

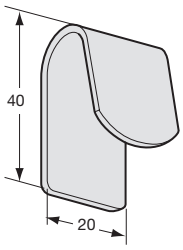

Crochet de bâche à souder.
Cover hook to be welded.

Référence *Reference*	Kg	Finition *Finish*
5000451BR	0,023	Brut (e) *Raw*
5000451ZI	0,023	Zingué *Zinc plated*

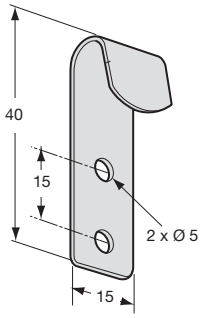

Crochet de bâche à river, acier.
Steel cover hook to be riveted.

Référence *Reference*	Kg	Finition *Finish*	
5000448	0,011	Zingué *Zinc plated*	200
5000448IN	0,011	Inox *Stainless steel*	

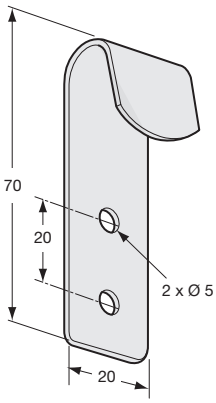

Crochet de bâche à river, acier zingué.
Cover hook to be riveted, zinc plated steel.

Référence *Reference*	Kg	
5000450	0,03	10

Accessoire de rideau de bâches / *Curtain accessories*

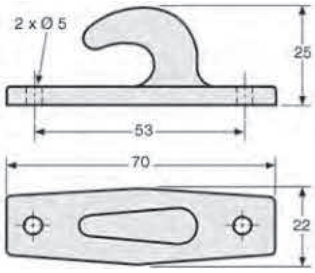

Crochet plastique gris.
Grey plastic hook.

Référence *Reference*	Kg	
3744591CR	0,015	50

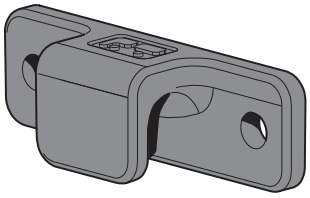

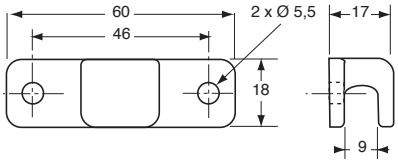

Crochet de bâche plastique gris.
Grey plastic cover hook.

Référence *Reference*
5000449

Poulie plastique noire pour sandow.
Black plastic pulley for rubber spring.

Référence *Reference*	Kg	
5000454 S	0,005	100

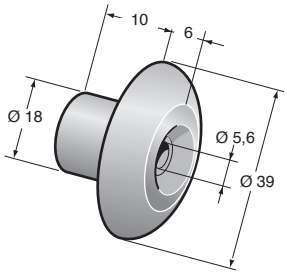

Poulie plastique grise.
Grey plastic pulley.

Référence *Reference*	Kg	
5000453	0,006	100

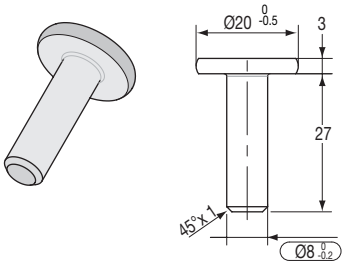

Pontet à souder, acier brut.
Lashing ring, to weld, self colour steel.

Référence *Reference*	Kg
5000440	0,015

Câble TIR et accessoires / *TIR cable and accessories*

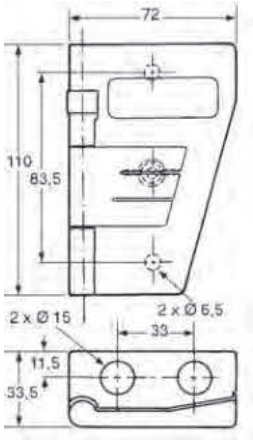

Cache-plomb TIR en composite gris.
Grey composite TIR seal cover.

Référence *Reference*	Kg
2344380	0,1

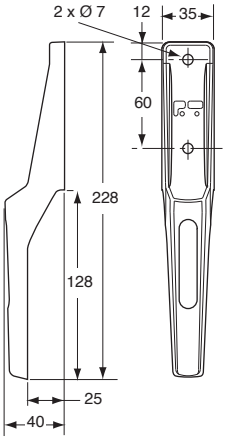

Enrouleur de câble TIR, plastique gris.
TIR cable tie in grey plastic.

Référence *Reference*	Kg	
4272165	0,07	10

Rouleau câble TIR Ø 6 avec embouts.
TIR cable Ø 6 with end cap.

Référence *Reference*	Kg	Ø	Longueur *Length*
4272127	2,5	6	40 m

Câble TIR nylon, couronne de 250 m.
Nylon TIR cable 250 m roll.

Référence *Reference*	Kg	Ø	Longueur *Length*
4272119	15,5	6	250 m
4272120	23	8	250 m

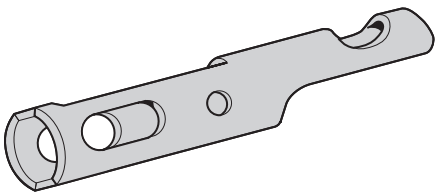

Embout seul pour câble TIR, acier zingué.
End cap for TIR cable, zinc plated steel.

Référence *Reference*	Kg	Pour *For*
4272125	0,01	Ø 8
4272126	0,01	Ø 6

Câble TIR et accessoires / *TIR cable and accessories*



Oeillet oblong, laiton.
Brass oval eyelet.

Référence *Reference*	Kg	Pour *For*
4272124	0,001	4272125 4272126

Rivet plein, acier zingué.
Plain rivet, zinc plated steel.

Référence *Reference*	Kg
4272122	0,11

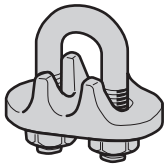

Serre-câble à étrier, acier zingué.
Zinc plated steel wire rope clips.

Référence *Reference*	Kg	Pour *For*
3644280K	0,035	Ø 6
3644280M	0,05	Ø 8

Pontet et barre à pontet / *Lashing rings and rails*

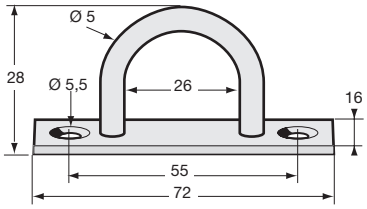

Pontet demi-rond, acier zingué.
Half round lashing ring, zinc plated steel.

Référence *Reference*	Kg
5000842S	0,028

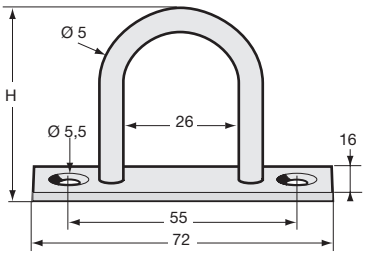

Pontet demi-rond, acier zingué.
Half round lashing ring, zinc plated steel.

Référence *Reference*	Kg	H (mm)	h (mm)
5000831S	0,032	38	38

Pontet et barre à pontet / *Lashing rings and rails*

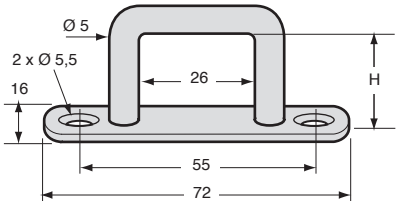

Pontet rectangulaire, acier zingué.
Rectangular lashing ring, zinc plated steel.

Référence *Reference*	Kg	H (mm)	
5000885 S	0,036	22	50
5000887 S	0,036	32	

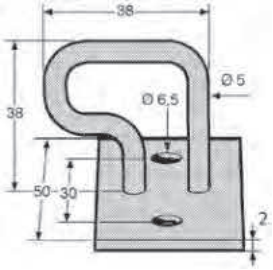

Pontet déporté, acier zingué.
Offset ring, zinc plated steel.

Référence *Reference*	Kg	
5000850	0,044	100

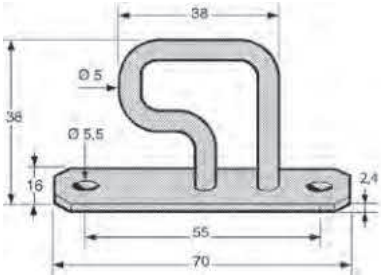

Pontet déporté, acier zingué.
Offset ring, zinc plated steel.

Référence *Reference*	Kg	
5000851 S	0,038	100

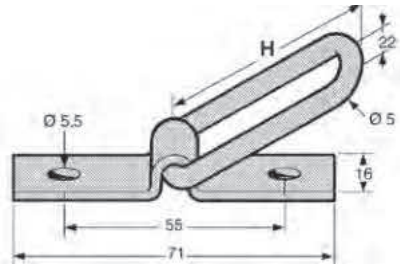

Pontet rabattable, acier zingué.
Articulated lashing ring, zinc plated steel.

Référence *Reference*	Kg	H (mm)	
5000825 S	0,036	51	100

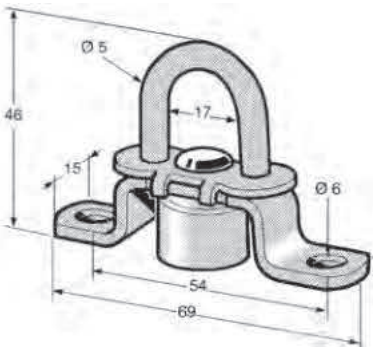

Tourniquet à deux positions avec cache-ressort, acier zingué.
Two position curtain locking ring with spring cover, zinc plated steel.

Référence *Reference*	Kg
5000541 S	0,044

Pontet et barre à pontet / *Lashing rings and rails*

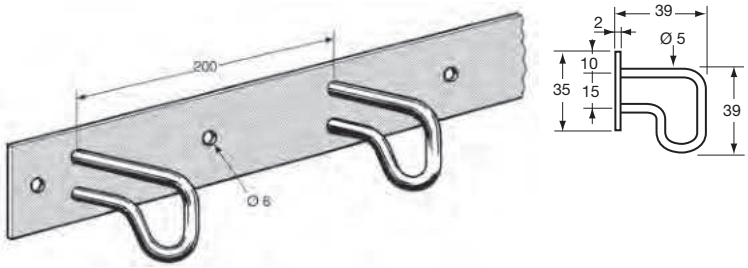

Barre à pontets déportés, acier zingué.
Lashing rail with offset rings, zinc plated steel.

Référence *Reference*	Kg	Longueur *Length*
4272162	0,7	1050

Tourniquets / *Curtain locking rings*

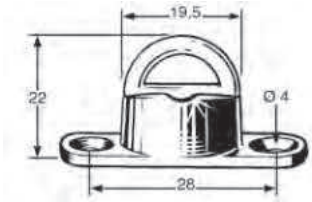

Tourniquet avec oeillet fendu et contre-rivure, nickelé.
With split eyelet and nickel plated rivet washer.

Référence *Reference*	Kg
5000514	0,015

Accessoires spéciaux / *Special accessories*

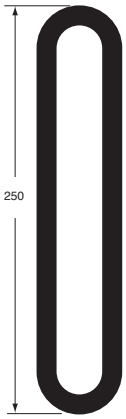

Anneau caoutchouc Ø 8.
Rubber ring Ø 8.

Référence *Reference*	Kg	Ø	
4272112	0,025	8	10

Tendobâche acier zinc-nickel passivé, se fixe aux crochets 5000450, 5000451BR et 5000451ZI.
Tendobâche, cover tensioner, zinc-nickel passivated steel, to be used with hooks 5000450, 5000451BR and 5000451ZI.

Référence *Reference*	Kg	Pour *For*
4272110 D	0,127	5000450 5000451BR 5000451ZI

Accessoires spéciaux / *Special accessories*



Sandow multibrin.
Multi strand rubber cord.

Référence *Reference*	Ø	Longueur *Length*	Couleur *Colour*	
4272130BL	9	100 m	Blanc *White*	
4272130NB	9	100 m	Noir, vert, bleu *Black, green, blue*	100
4272130NO	9	100 m	Noir *Black*	
4272130NV	6	100 m	Noir, vert, bleu *Black, green, blue*	
4272130RO	9	100 m	Rouge *Red*	

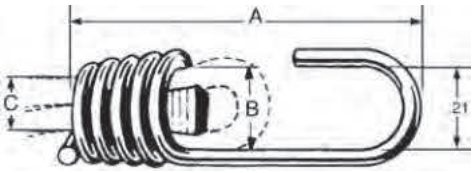

Crochet de sandow, acier zingué, avec cône de blocage.
Rubber spring hook with locking-block, zinc plated steel.

Référence *Reference*	Kg	A (mm)	B (mm)	C (mm)	Ø Sandow *Ø Ruber spring*
4272131K	1,6	76	19	13	6
4272131M	1,6	64	12	10	8-9
4272131B	1,6	75	16	10	9-10

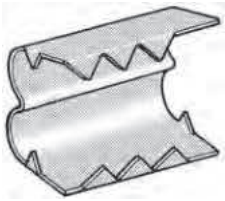

Ferret double, pour Sandow.
Double tag for rubber spring.

Référence *Reference*	Kg	Pour *For*	
5000457	0,013	Ø 8 Ø 9	100

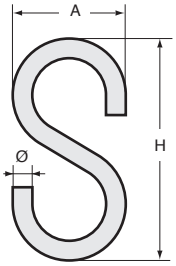

Esse acier zingué.
S hook, zinc plated steel.

Référence *Reference*	Kg	Ø	A (mm)	H (mm)	
4272113	0,008	4	20	37	100
4272114	0,001	4	23	45	100

Accessoires spéciaux / *Special accessories*

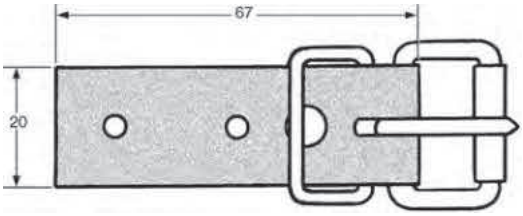

Boucleteau P.V.C. armé gris largeur 20 mm.
Reinforced grey P.V.C. buckle, width 20 mm.

Référence *Reference*	Kg
4272118	0,016

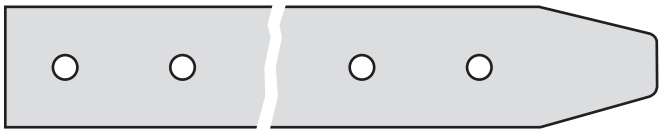

Sanglon P.V.C. armé gris largeur 20 mm.
Reinforced grey P.V.C. strap, width 20 mm.

Référence *Reference*	Kg	Longueur *Length*	Largeur *Width*
4272117ED	0,013	250	20
4272117JD	0,027	500	20

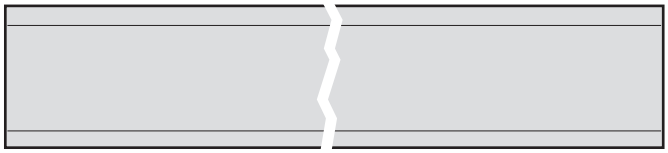

Courroie TIR P.V.C. armé largeur 25 mm.
Reinforced P.V.C. TIR strap, width 25 mm.

Référence *Reference*	Kg	Longueur *Length*
4272153	4,2	50 m

Pentures, chapes et embouts / *Hinges, brackets and end-fittings*

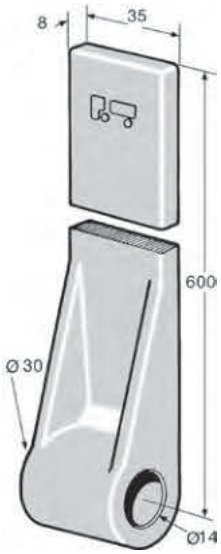

Penture acier matricé.
Drop forged steel hinge.

Référence *Reference*	Kg	Ø
3444400	1,42	14

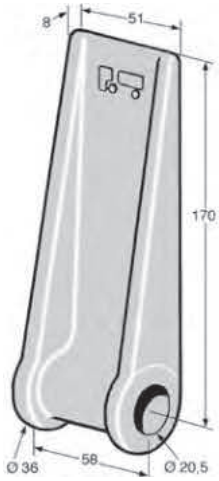

Penture Ø 20 mm, acier matricé.
Drop forged steel hinge Ø 20 mm.

Référence *Reference*	Kg	Ø
3444037	1,035	20

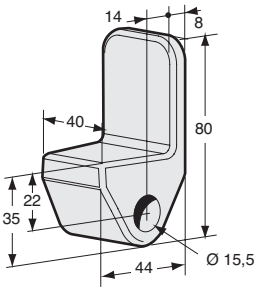

Embout, acier matricé.
Drop forged steel hinge.

Référence *Reference*	Kg	Ø
3444115	0,42	16

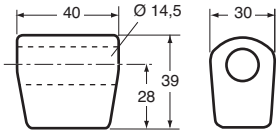

Embout de penture, acier matricé.
Drop forged steel hinge.

Référence *Reference*	Kg	Ø	
3444114	0,245	14	10

Pentures, chapes et embouts / *Hinges, brackets and end-fittings*

Embouts de penture, acier matricé.
Drop forged steel hinges.

Référence *Reference*	Kg	A (mm)	C (mm)	Ø D (mm)	Ø d (mm)	E (mm)	L (mm)	I (mm)
3444000	0,36	28	14,5	30	14.5	7	100	35
3444005	0,165	37	12	24	12.5	7	70	25
3444010	0,475	30	15,5	31	16.5	10	100	40
3444020	0,7	14	19	34	21	10	110	50

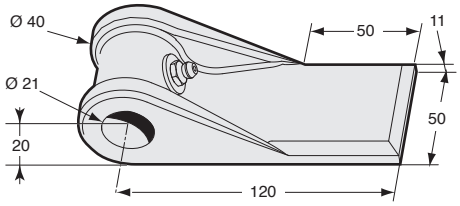

Embout de penture avec graisseur, acier matricé.
Drop forged steel hinge with grease nipple.

Référence *Reference*	Kg	Ø
3444116	0,79	21

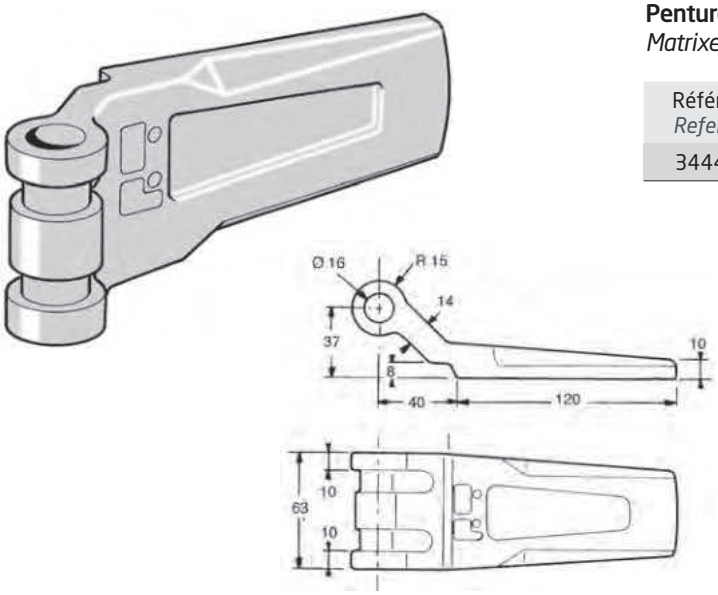

Penture Ø 16, acier matricé.
Matrixed steel hinge, Ø 16.

Référence *Reference*	Kg	Ø
3444039	1	16

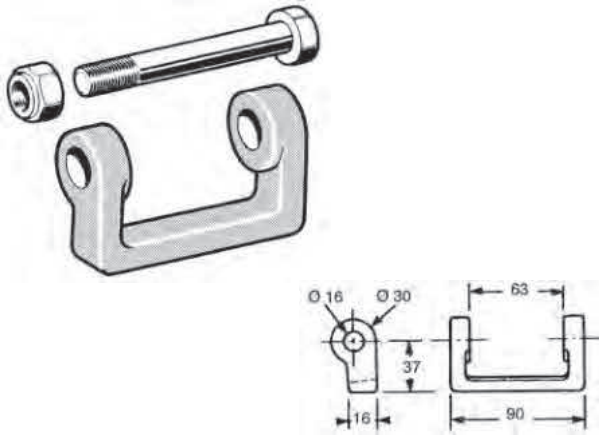

Chape étroite à souder, acier brut, avec axe Ø 16 x 110 et écrou frein zingués.
Narrow hinge bracket to weld, self colour steel, with zinc plated locknut and Ø 16 x 110 pin.

Référence *Reference*	Kg	Ø
2704446	0,35	16

Pentures, chapes et embouts / *Hinges, brackets and end-fittings*

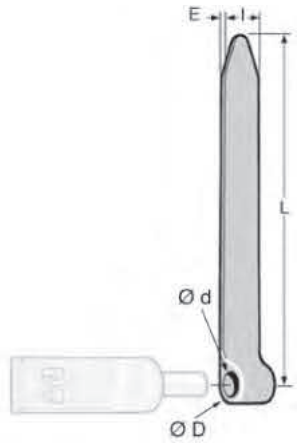

Pentures seules, acier matricé.
Drop forged steel hinge.

Référence *Reference*	Kg	Ø D (mm)	Ø d (mm)	E (mm)	L (mm)	l (mm)
3444031	0,44	28	12	8	260	25

Gonds / *Gondgeons*

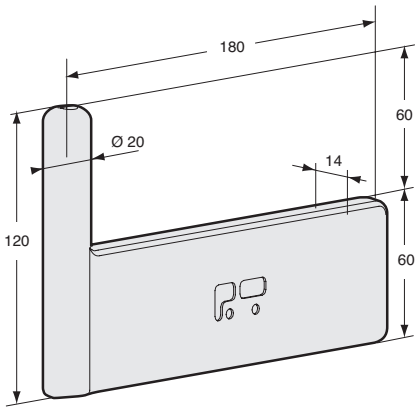

Gond, acier matricé.
Drop forged steel gudgeon.

Référence *Reference*	Kg	Ø	
3444117	1,35	20	10

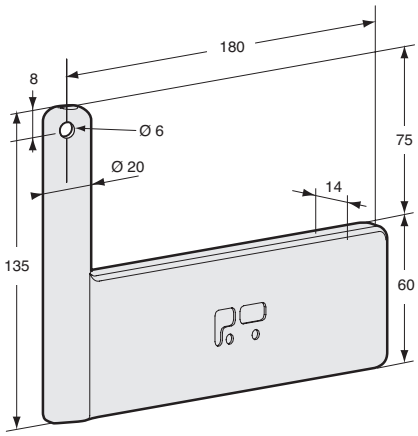

Gond, acier matricé.
Drop forged steel gudgeon.

Référence *Reference*	Kg	Ø
3444134	1,4	20

Gonds / *Gondgeons*

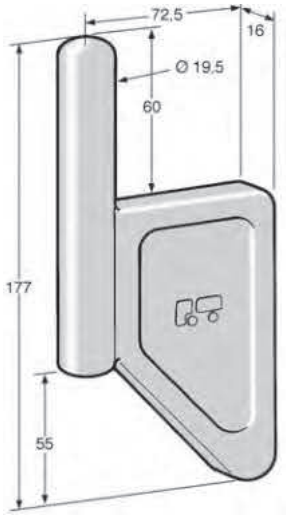

Gond drapeau, acier matricé.
Drop forged steel flag gudgeon.

Référence *Reference*	Kg	Ø
3444072	0,795	20

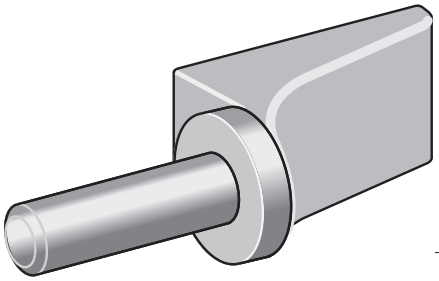

Gond à souder, acier matricé.
Drop forged steel gudgeons.

Référence *Reference*	Kg	Ø
3444104SJ	0,26	14

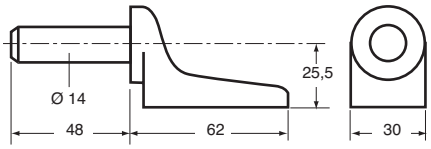

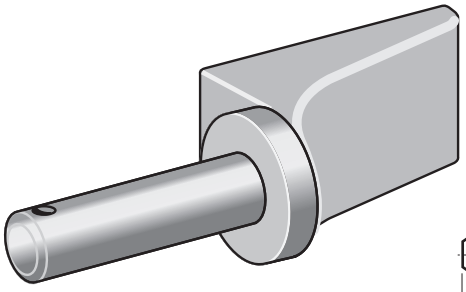

Gond à souder, acier matricé.
Drop forged steel gudgeons.

Référence *Reference*	Kg	Ø
3444105SJ	0,275	14

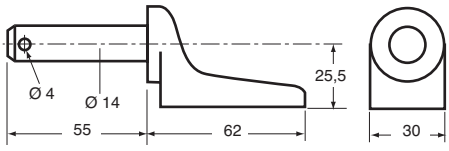

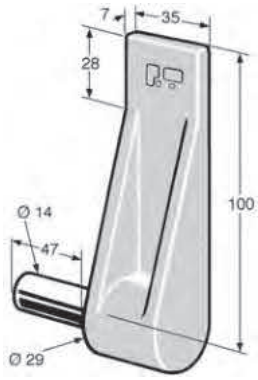

Gond à souder à broche verticale, acier matricé.
Drop forged steel gudgeon. As illustrated.

Référence *Reference*	Kg	Ø	Côté *Hand*
3444060 DR	0,44	14	Droit (e) *Right*
3444060 GA	0,44	14	Gauche *Left*

Gonds / *Gondgeons*

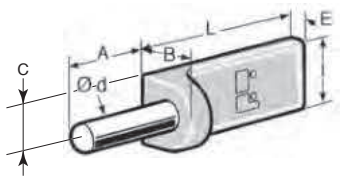

Gonds à souder en acier matricé, axe décolletés sauf 3444065, 3444066 et 3444067.
Drop forged steel gudgeons with bright pins except 3444065, 3444066 and 3444067.

Référence *Reference*	Kg	A (mm)	B (mm)	C (mm)	Ø d (mm)	E (mm)	L (mm)	I (mm)	
3404408	0,85	67	40	20	20	12	115	40	
3444061	0,3	52	33	17	14	9	80	33	
3444065	0,14	38	24	12	12	7	65	25	10
3444066	0,245	50	31		14	7	75	30	
3444071	0,35	56	35	18	16	9	83	35	

Charnières / *Hinges*

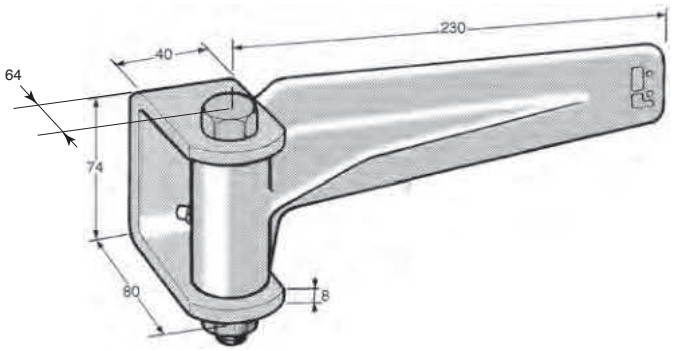

Charnière en acier brut estampé, axe Ø 12 mm, avec graisseur.
Drop forged steel hinge with grease nipple, pin Ø 12 mm.

Référence *Reference*	Kg	Ø
2644414	2	12

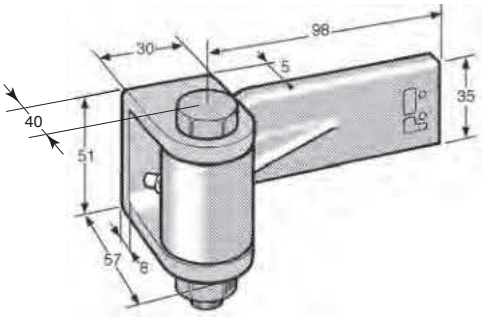

Charnière en acier brut estampé, axe Ø 10 mm, avec graisseur.
Drop forged steel hinge with lubricator, pin Ø 10 mm.

Référence *Reference*	Kg	Ø
2744418	0,815	10

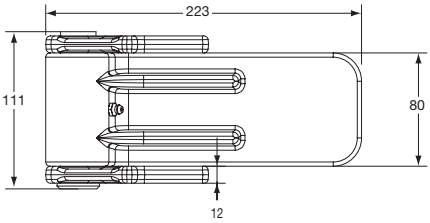

Charnière, acier brut.
Hinge, self colour steel.

Référence *Reference*	Kg
3444135	3,46

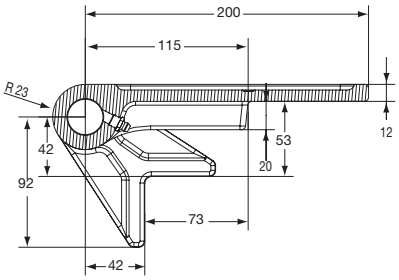

Verrouillage et accessoires / *Locking and accessories*

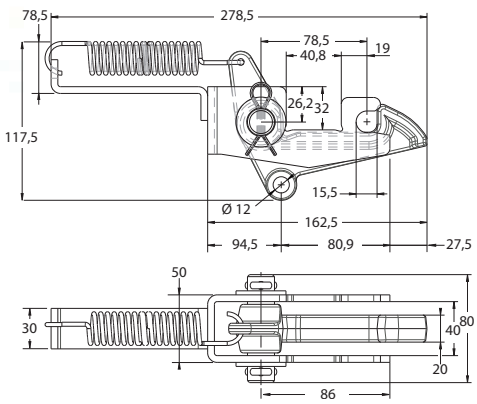

Verrouillage de benne, acier zingué.
Locking bucket bracket, zinc plated steel.

Référence *Reference*	Kg
3543595	1,5

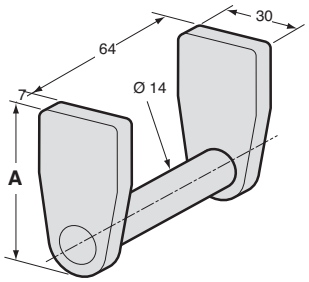

Gâche pour verrou 3543595.
Keeper for 3543595.

Référence *Reference*	Kg	A (mm)
3543594	0,3	68
3543596	0,25	58

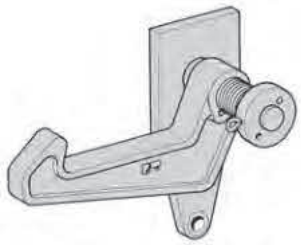

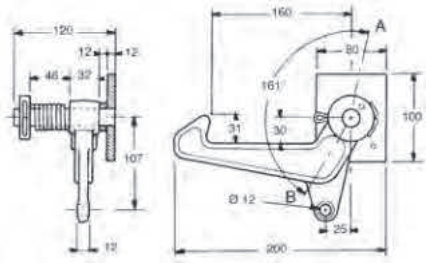

Verrouillage de benne grand modèle complet.
Le visuel représente le côté droit.
Zinc plated steel complete large model of locking bucket, as illustrated. The image represents the righthand side.

Référence *Reference*	Kg	Côté *Hand*
3543615DR	2,90	Droit (e) *Right*
3543615GA	2,90	Gauche *Left*

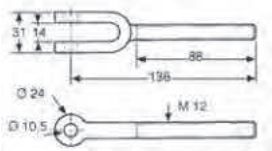

Chape acier zinguée.
Zinc plated steel bracket.

Référence *Reference*	Kg
3543607S	0,14

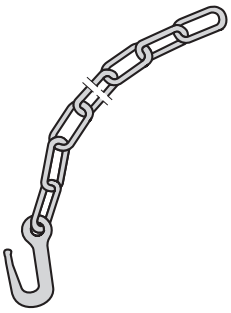

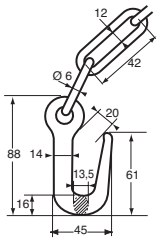

Crochet avec 9 anneaux, acier brut.
Self colour steel hook with 9 links.

Référence *Reference*	Kg
3543630	0,325

Articulations de ridelles arrière / *Rear dropside joints*

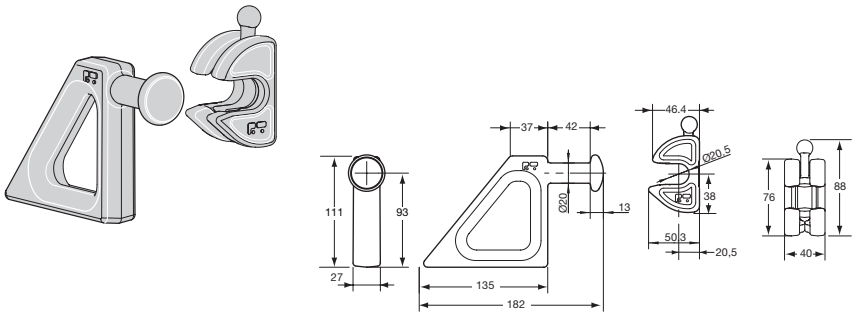

Articulation de benne, brut, acier matricé.
Bucket joint, drop-forged steel.

Référence *Reference*	Kg
3543563	2,35

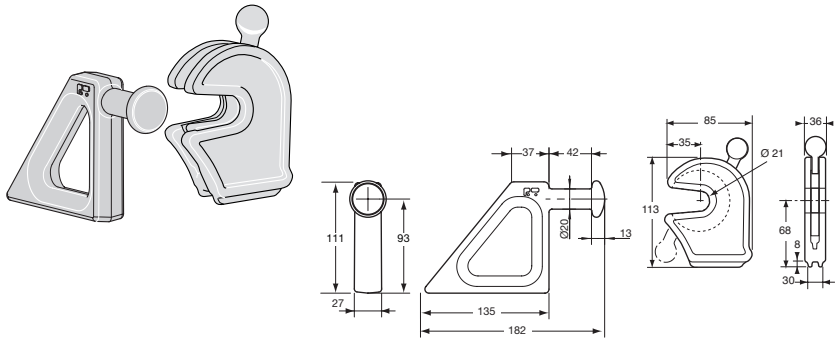

Articulation de benne, brut, acier matricé.
Bucket joint, drop-forged steel.

Référence *Reference*	Kg
3543591	2,48

Articulations de bennes / *Tipper joints*

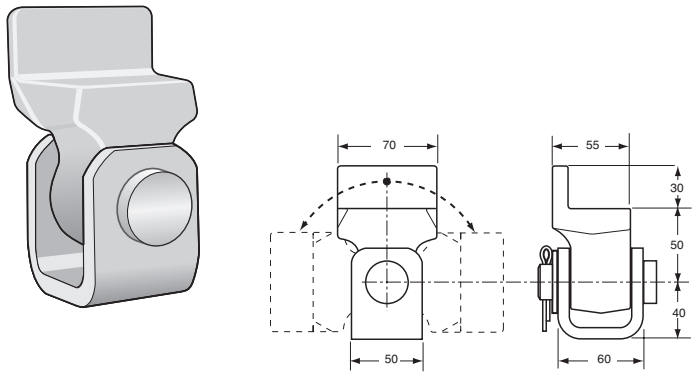

Palier d'articulation, acier brut avec graisseur.
Articulation bearing, self colour steel, with greaser.

Référence *Reference*	Kg
3543589	1,95

Goussets de réhausses / *Mounting brackets*

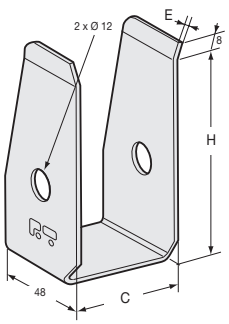

Gousset de réhausse pour benne, acier brut.
Plank bracket for body, self colour steel.

Référence *Reference*	Kg	C (mm)	E (mm)	H (mm)
3543663	0,245	27	2,5	122
3543664	0,135	31	2	92

Gousset de réhausse, acier brut.
Plank bracket, self colour steel.

Référence *Reference*	Kg	Epaisseur *Thickness*
3543646	0,3	2,5
3543653	0,25	2

Rouleaux de bennes / *Rollers for removal tipper*

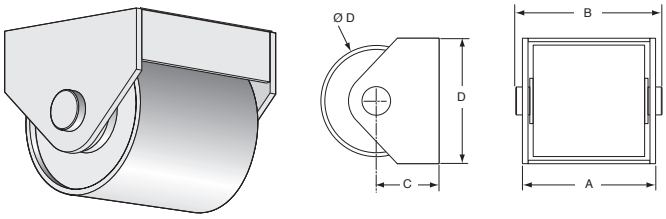

Rouleaux de benne avec bague plastique PA6.
Rollers for "drop" containers with PA6 plastic bush.

Référence *Reference*	Kg	A (mm)	B (mm)	C (mm)	Ø D (mm)	D (mm)
3543569	8,8	191	210	90	160	180
3543570	12,8	231	250	120	200	220

Butées et tourillons / *Tipper thurst block, link pins*

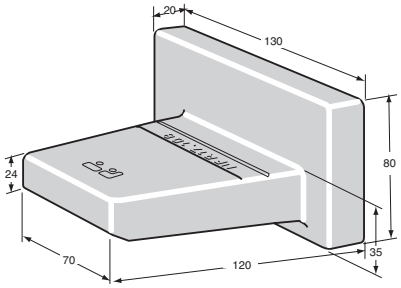

Butée de benne GM, acier brut (NF.R 17108).
Drop forged steel tipper thrust block, major (NF.R 17108).

Référence *Reference*	Kg
3543610	3,22

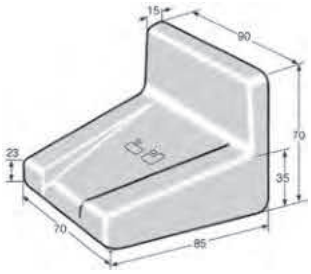

Butée de benne PM, acier matricé.
Drop forged steel tipper thrust block, minor.

Référence *Reference*	Kg
3543609	1,695

Butées et tourillons / *Tipper thurst block, link pins*

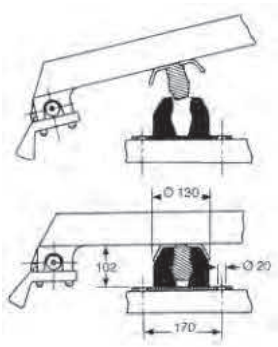

Ensemble amortisseur de benne.
Tipper shock absorber assembly.

Référence *Reference*	Kg
3543612	3,9

Partie supérieure acier.
Steel upper part.

Référence *Reference*	Kg
3543612MA	1,9

Partie inférieure.
Lower part.

Référence *Reference*	Kg
3543612BU	2

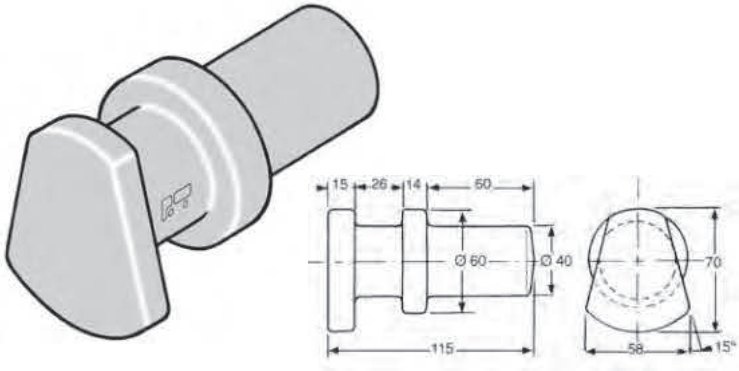

Tourillon brut acier matricé (NF.R 17.106).
Drop-forged steel link pin (NF.R 17.106).

Référence *Reference*	Kg
3543598	1,35

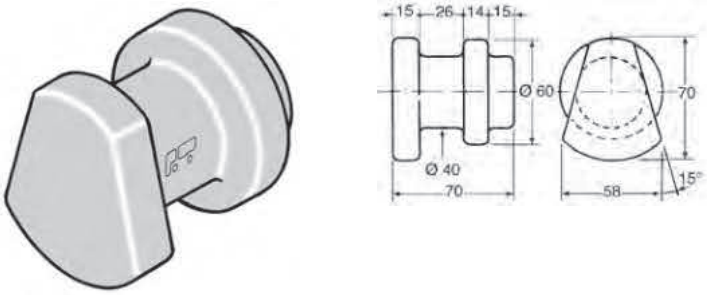

Tourillon brut, acier matricé (NF.R 17.106).
Drop-forged steel link pin (NF.R 17.106).

Référence *Reference*	Kg
3543608	1,08

Élargisseur / *Extension bracket*

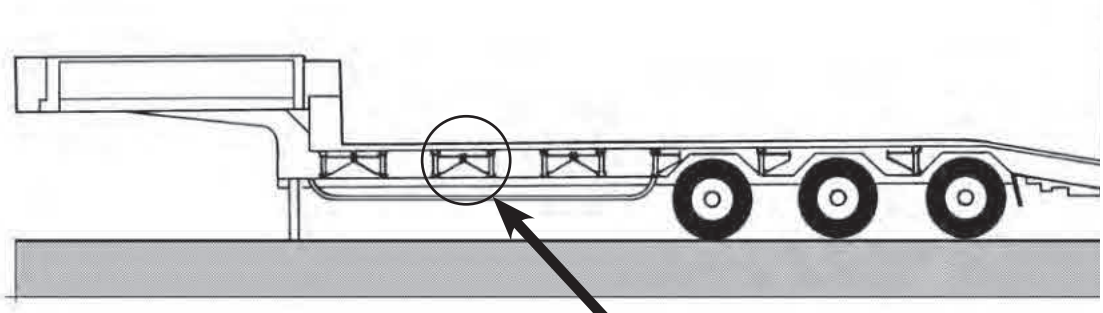

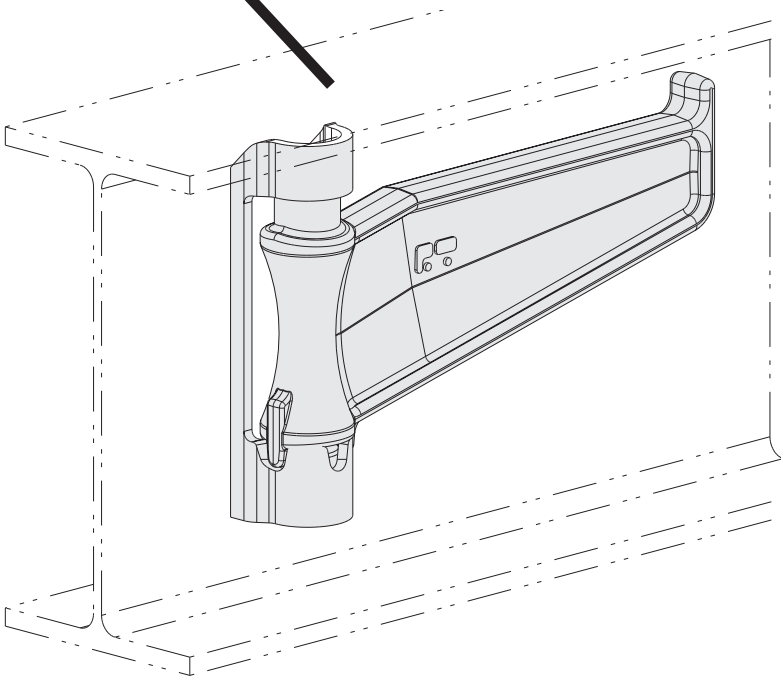

Elargisseur à console, complet, pour porte-engins, acier brut.
Complete console for plateform trailer, self colour steel.

Référence *Reference*	Kg	A	B
3543599	5,550	294	242
3543600	5,550	264	212

IMPORTANT :
Au montage, la chape doit être soudée en applique vers le haut de l'IPN.

IMPORTANT :
To the assembling, the yoke must be welded to the IPN top.

Position fermée
Off position

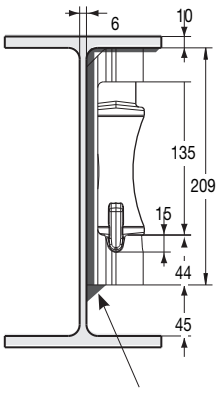

Soudure 5 ◣
Weld

Position ouverte
On position

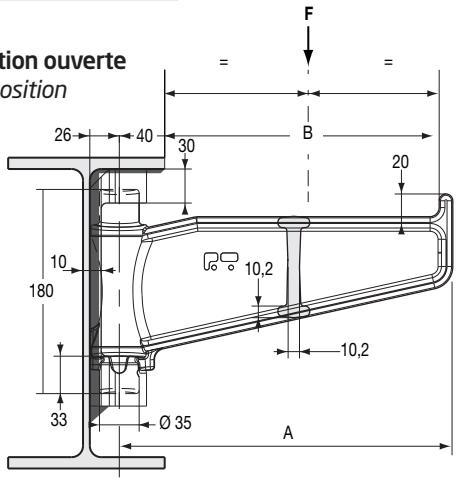

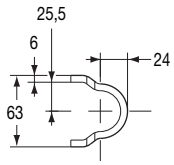

F = charge admissible 2,4 T
F = working load 2,4 T

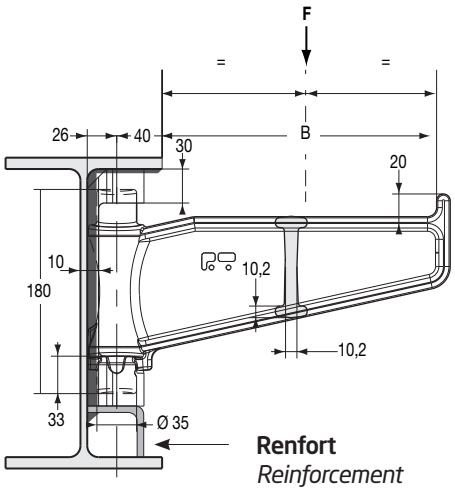

Renfort
Reinforcement

F = charge admissible 3,68 T
F = working load 3,68 T

Accessoires pour caisses amovibles et conteneurs / *Container accessories*

La libre circulation des caisses mobiles en Europe dans le cadre du transport intermodal rail/route a nécessité l'adoption de normes communes à tous les pays de la communauté européenne.
Les normes européennes EN 283 et EN 284 définissent les caractéristiques des principaux composants du système de levage que nous proposons.

Due to the free circulation of containers in Europe within the framework of the intermodal rail/road transport it was necessary to adopt standards, common to all the countries of the European Community.
*The **EN 283** and **EN 284** European standards define the characteristics of the principal components of the offered lifting system.*

AVANTAGES DU SYSTÈME DE LEVAGE :

- **Echange des caisses amovibles à l'échelle européennne.**
- **Possibilité de transporter des conteneurs de 20" sur un véhicule équipé pour le transport de caisses mobiles.**
- **Adaptation possible du système sur des véhicules existants ne possédant pas de suspension pneumatique.**
- **Plusieurs hauteurs de dépôt des caisses mobiles sont possibles en fonction des béquilles télescopiques utilisées.**
- **Fonctionnement simple et rapide du système, changement des caisses mobiles par les propres moyens du véhicule.**
- **Passage aisé du véhicule porteur sous la caisse mobile et centrage facilité grâce à l'utilisation des rouleaux de guidage.**

THE ADVANTAGES OF THE SYSTEM:

- *Exchange of containers on an European scale.*
- *Possibility to transfer 20" containers on a vehicle equipped for the transport of containers.*
- *Possible adaptation of the system on existing vehicles without air suspension.*
- *Several loading heights of containers are possible depending on the used telescopic sustainers.*
- *Simple and rapid operation of the system, changing of containers by the vehicle itself.*
- *Easy displacement of the carrying vehicle under the container and easier centering thanks to the use of roller bearings.*

Eléments nécessaires au levage des caisses mobiles en fonction des suspensions du véhicule porteur.
Elements necessary to lift the containers depending on the suspensions of the carrying vehicle.

1. Véhicules possédant des suspensions à lames à l'avant et à l'arrière :
- **2 bras de levage.**
- **2 systèmes de commande.**
- **2 ensembles réservoirs.**
- **4 verrous de conteneurs.**

1. Vehicle with blade suspension on the front and rear parts :
- *2 lifting arms.*
- *2 control systems.*
- *2 reservoir assemblies.*
- *4 containers twist locks.*

2. Véhicules possédant des suspensions à lames à l'avant et à air à l'arrière :
- **1 bras de levage.**
- **1 système de commande.**
- **1 ensemble réservoir.**
- **4 verrous de conteneurs.**
- **2 rouleaux de guidage.**
- **2 paliers pour rouleaux de guidage.**

2. Vehicle with blade suspensions on front part and air suspensions on rear part :
- *1 lifting arm.*
- *1 control system.*
- *1 reservoir assembly.*
- *4 container twist locks.*
- *2 roller bearings.*
- *2 bearings for roller bearings.*

3. Véhicules ou remorques possédant des suspensions à air à l'avant et à l'arrière :
- **4 verrous de conteneurs.**
- **4 rouleaux de guidage.**
- **4 paliers pour rouleaux de guidage.**

3. Vehicle or trailer with air suspensions on the front and rear parts :
- *4 container twist locks.*
- *4 roller bearings.*
- *4 bearings for roller bearings.*

Dans les trois ensembles ci-dessus, il est possible de remplacer les 4 verrous par deux traverses équipées.

In the three previous units, it is possible to replace the 4 twist locks by two equipped crosspieces.

Eléments nécessaires pour la construction d'une caisse amovible :
- **4 coins de conteneurs.**
- **4 béquilles.**
- **2 tubes supports gauche.**
- **2 tubes supports droit.**
- **4 contre-paliers.**
- **4 dispositifs anti-chute.**
- **4 profils pour pince de levage.**

Elements necessary to build a container :
- *4 container corners.*
- *4 susbtainers.*
- *2 left supporting tubes.*
- *2 right supporting tubes.*
- *4 counter-bearings*
- *4 anti-falls devices.*
- *4 lifting-gripper section bars.*

Accessoires pour caisses amovibles et conteneurs / *Container accessories*

Pour la dépose d'une caisse amovible, il est nécessaire de respecter les opérations suivantes :
To remove a container from a truck, proceed as follows :

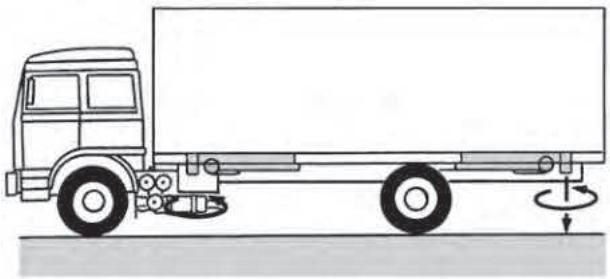

1. **Déverrouiller les verrous de conteneur avant et arrière.**
   Escamoter les verrous arrière.
   Release the twist locks.
   Retract the rear twist locks.

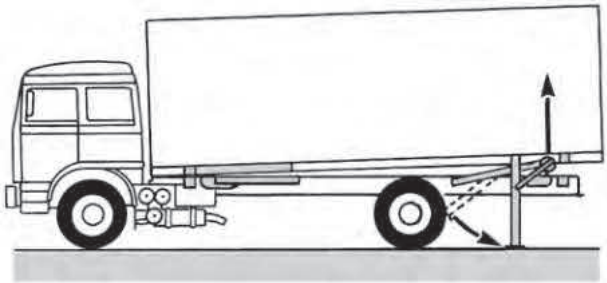

2. **Actionner le bras de levage arrière et le placer en position haute.**
   Mettre en place les béquilles arrière.
   Abaisser l'unité de levage arrière.
   Actuate the rear lifting arms and put it in upper position.
   Install the rear sustainers.
   Lower the rear lifting unit.

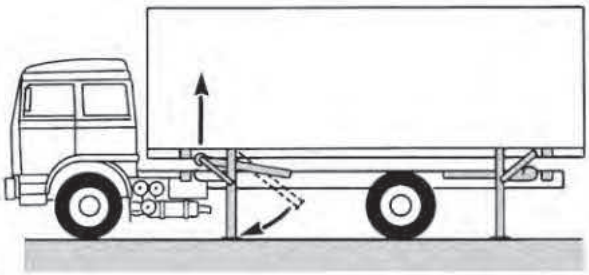

3. **Escamoter les verrous avant.**
   Actionner le bras de levage avant et le placer en position haute.
   Mettre en place les béquilles avant.
   Abaisser l'unité de levage avant.
   Retract the front twist locks.
   Actuate the front lifting arm and put it in upper position.
   Install the front susbtainers.
   Lower the front lifting unit.

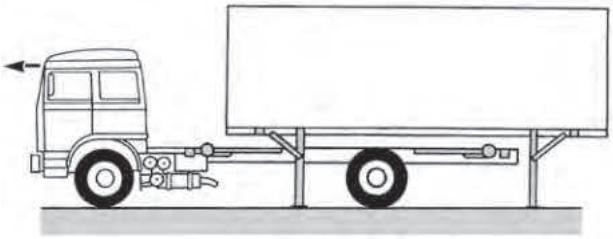

4. **La caisse mobile étant déposée, évacuer le véhicule.**
   The container being install, drive the vehicle away.

Pour la reprise d'une caisse mobile, les opérations inverses à celles nécessaires à la dépose devront être réalisées. Avant de prendre la route, l'utilisateur devra s'assurer du double verrouillage des béquilles, les tubes supports devront être goupillés et les sécurités anti-chute engagées.
To load a container, reverse the sequence of operations. Before leaving, the user will have to check the susbtainer double interlocking. The supporting tubes will be cottered and the anti-fall safeties will be engaged.

Dimensions principales suivant normes DIN 70013, DIN 70018 et EN 284
Principal sizes next DIN 70013, DIN 70018 and EN 284

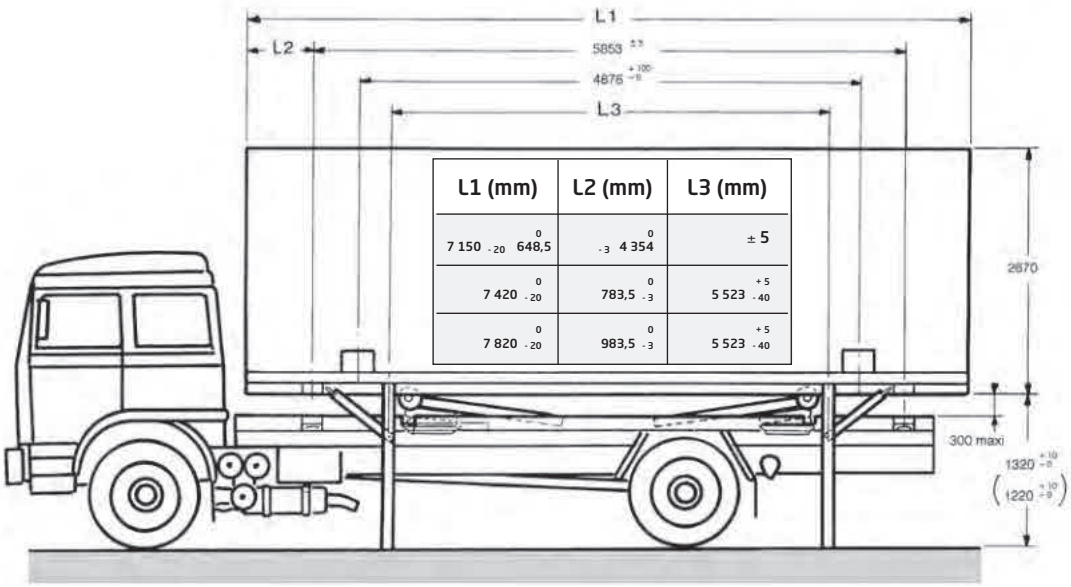

L1 (mm)	L2 (mm)	L3 (mm)
7 150 $^{0}_{-20}$ 648,5	$^{0}_{-3}$ 4 354	± 5
7 420 $^{0}_{-20}$	783,5 $^{0}_{-3}$	5 523 $^{+5}_{-40}$
7 820 $^{0}_{-20}$	983,5 $^{0}_{-3}$	5 523 $^{+5}_{-40}$

Verrous escamotables / *Retractable bolts*

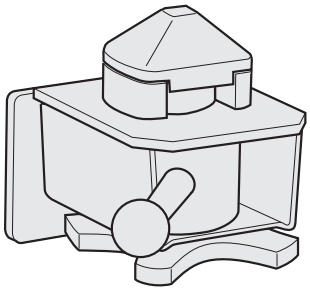

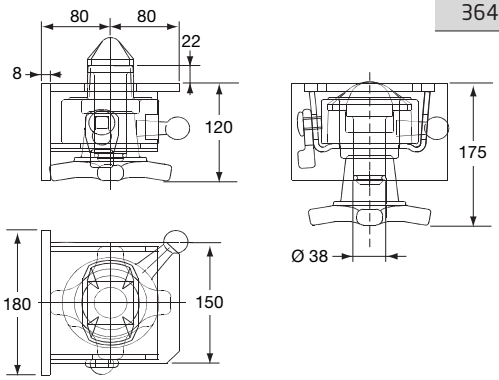

Verrou de conteneur et de caisse amovible, acier.
Container twistlock, steel.

Référence *Reference*	Kg
3644252S	11

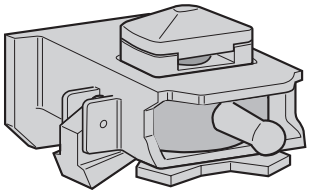

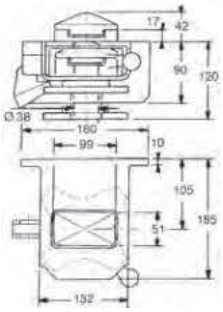

Verrou de conteneur et de caisse amovible, acier.
Container twistlock, steel.

Référence *Reference*	Kg	Ø
3644258	8,4	38

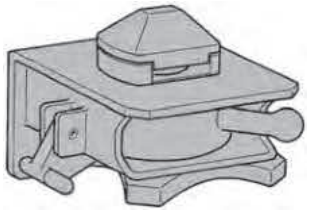

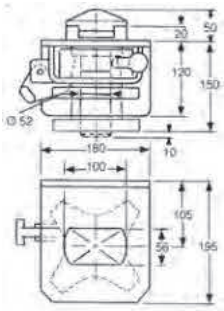

Verrou de conteneur et de caisse amovible, acier.
Container twistlock, steel.

Référence *Reference*	Kg	Ø
3644259	13,6	52

Verrous non escamotables / *Non-retractable bolts*

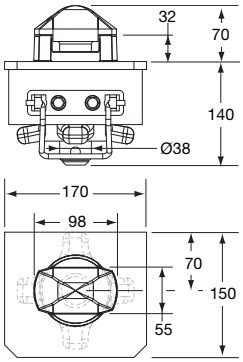

Verrou de conteneur, acier.
Container twistlock, steel.

Référence *Reference*	Kg	Ø
3644260	8,85	38

Accessoires de verrous / *Bolt accessories*

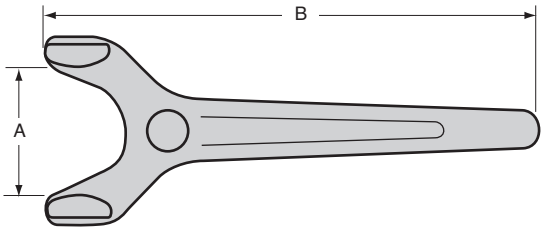

Clé pour verrou de conteneur, acier, peinture noire. Petit modèle pour 3644252S, 3644258, 3644260. Grand modèle pour 3644259, 3644300S, 3644302S.
Wrench for container bolt. Small for 3644252S, 3644258 and 3844260. Large size for 3644259, 3644300S, 3644302S.

Référence *Reference*	Kg	A (mm)	B (mm)	Pour *For*
3644254	2	87	405	Ø 38
3644255	2,4	105	462	Ø 52

Traverses / *Cross-member*

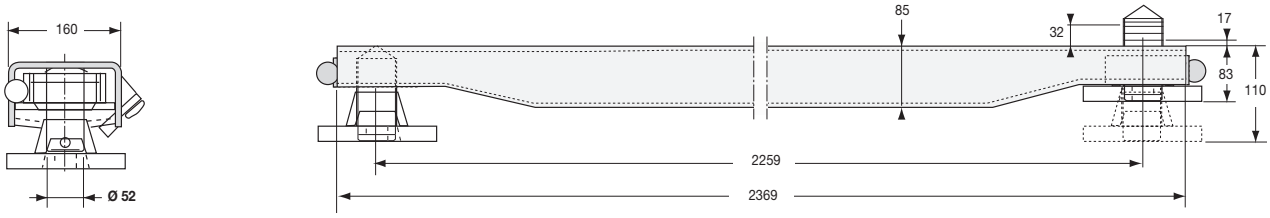

Traverse combi avec verrous intégrés.
Cross-member with retractable twistlocks.

Référence *Reference*	Kg
3644300S	61

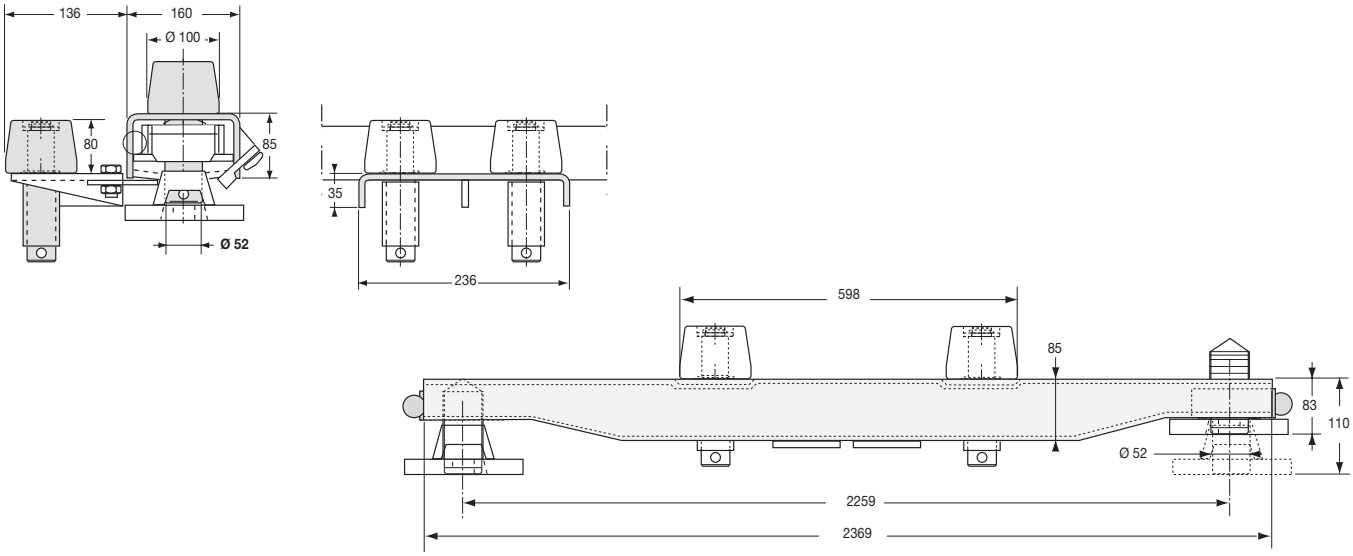

Traverse équipée de verrous escamotables avec 2 rouleaux de guidage et support vide. Modèle acier peint pour caisse mobile 18 tonnes.
Cross-member with retractable twistlocks with 2 rollers and bracket. Painted steel version for 18 ton container.

Référence *Reference*	Kg
3644302S	88

Accessoires pour traverses / *Cross/member accessories*

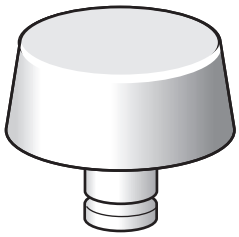

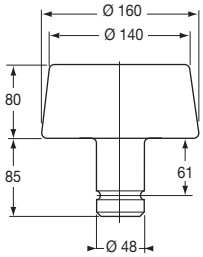

Rouleau de guidage, acier brut.
Roller, self colour steel.

Référence *Reference*	Kg
3644248S	5,5

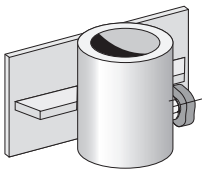

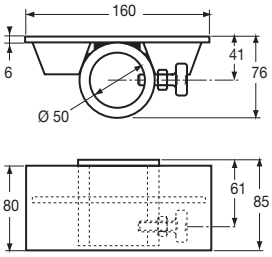

Palier pour rouleau de guidage 3644248S, acier brut.
Roller bearing for 3644248S, self colour steel.

Référence *Reference*	Kg
3644247S	1,5

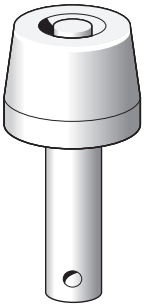

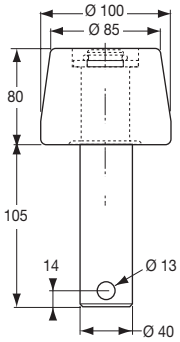

Rouleau de rechange pour traverse 3644302S.
Replacement roller for cross-member 3644302S.

Référence *Reference*	Kg
3644303	4,5



Outil pour montage des anneaux de sécurité pour verrou diamètre 52 mm.
Mounting tool for diameter 52 mm bolt ring.

Référence *Reference*	Kg
3644234	1,2

Coins de conteneurs et accessoires / *Container corners and accessories*

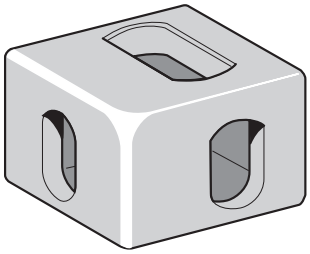

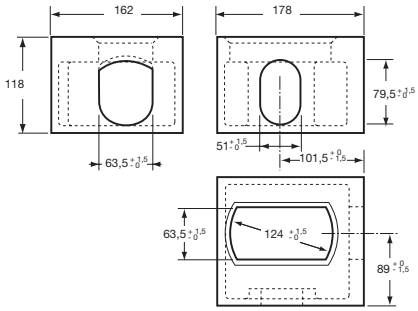

Coin de conteneur ISO 1161, acier moulé, modèle supérieur. Le visuel représente le côté gauche.
Container corner piece ISO 1161, cast steel, bottom model. The image represents the lefthand side.

Référence *Reference*	Kg	Côté *Hand*
3644224TL	11,5	Gauche *Left*
3644224TR	11,5	Droit (e) *Right*

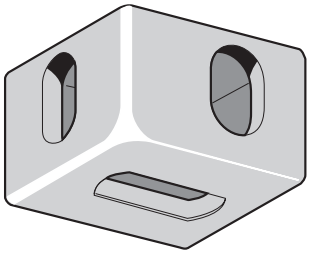

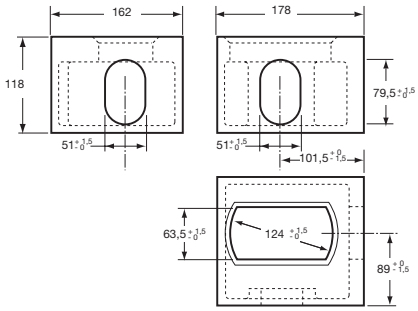

Coin de conteneur ISO 1161, acier moulé, modèle inférieur. Le visuel représente le côté droit.
Container corner piece ISO 1161, cast steel, bottom model. The image represents the righthand side.

Référence *Reference*	Kg	Côté *Hand*
3644224BL	11,5	Gauche *Left*
3644224BR	11,5	Droit (e) *Right*

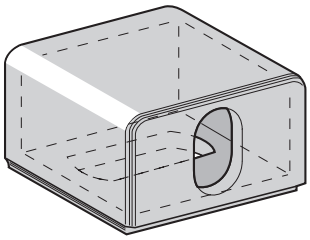

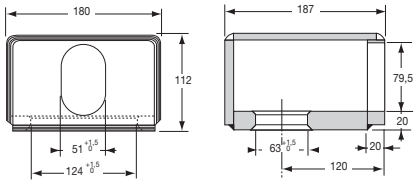

Coin de caisse amovible, acier mécanosoudé brut.
Container corner piece, welded self colour steel.

Référence *Reference*	Kg
3644253 S	9

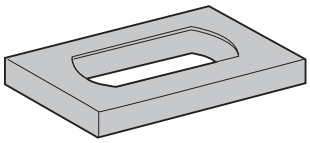

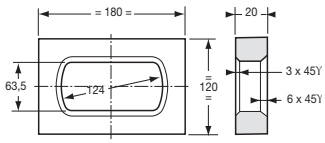

Plaque de fixation simple, acier brut, pour caisse amovible non normalisée.
Simple fastening plate, made of raw steel, for non standard container.

Référence *Reference*	Kg
3644230S	2,9

Coins de conteneurs et accessoires / *Container corners and accessories*

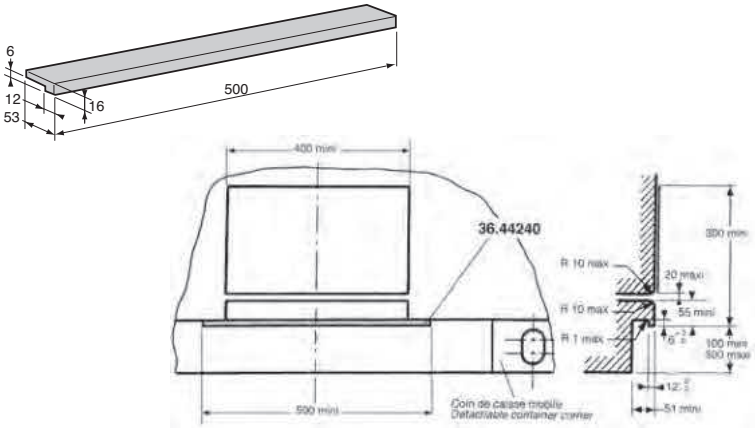

Profil pour pince de levage, acier brut.
Section bar for lifting part, self colour steel.

Référence *Reference*	Kg
3644240	2

Béquilles / *Struts*

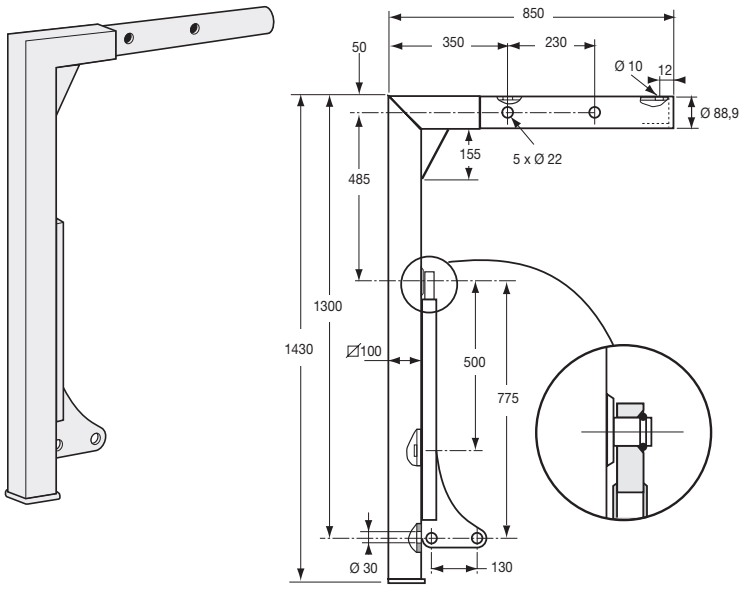

Béquille 18 t rigide complète, hauteur 1430 mm, acier peint.
Complete strut 18 t, rigid, 1430 mm height, painted steel.

Référence *Reference*	Kg
3644246S	40

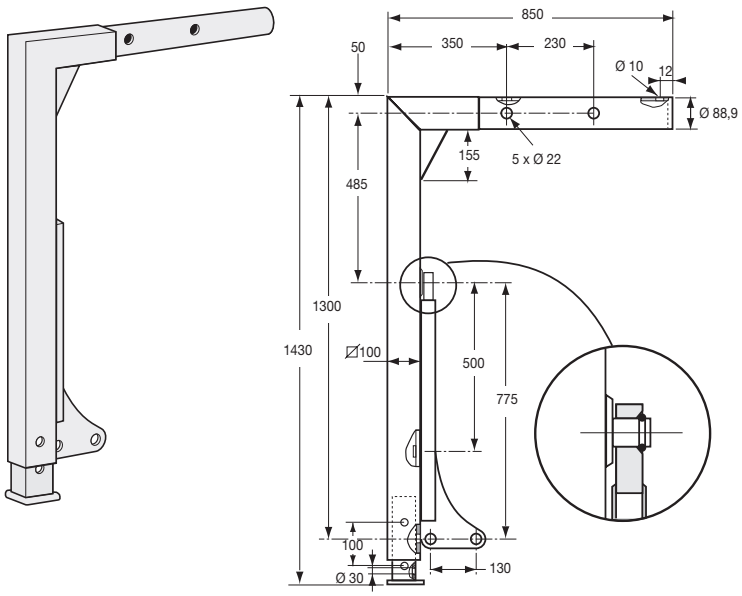

Béquille 18 t télescopique complète, hauteur 1430 mm, course 100 mm, acier peint.
Complete strut 18 t telescopic, 1430 mm height, 100 mm stroke, painted steel.

Référence *Reference*	Kg
3644245S	44

Béquilles / *Struts*

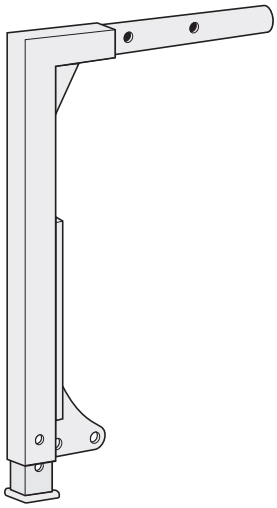

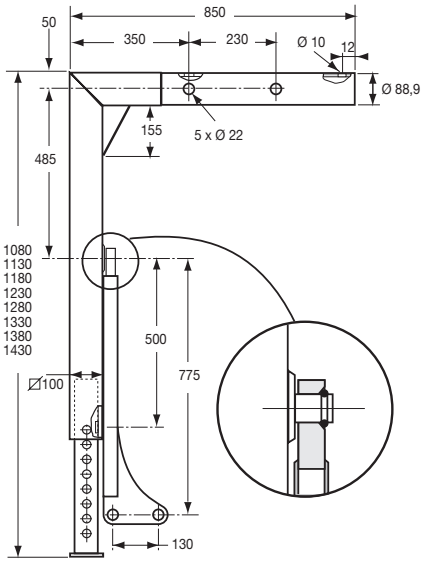

Béquille 18 t télescopique complète, hauteur 1430 / 1080 mm, par 50 mm, acier peint.
Complete strut 18 t, telescopic, 1430 / 1080 mm for 50 mm, painted steel.

Référence *Reference*	Kg
3644305	44

Accessoires de béquilles / *Struts accessories*

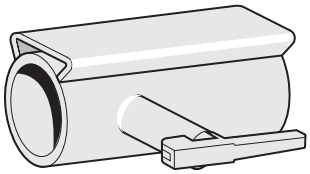

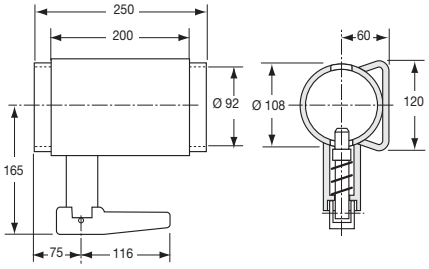

Tube support longueur 250 mm, acier brut. Le visuel représente le modèle droit.
Support tube, 250 mm length, untreated steel. The image represents the righthand side.

Référence *Reference*	Kg	Longueur *Length*	Côté *Hand*
3644243DS	7,5	250	Droit (e) *Right*
3644243GS	7,5	250	Gauche *Left*

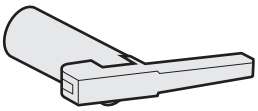

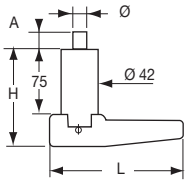

Verrou seul.
Bolt only.

Référence *Reference*	Kg	Ø	A (mm)	L (mm)	H (mm)	
3644229VE	1,4	25	24,3	165	107,7	
3644243VS	1,2	18	20	184	112	2

Accessoires de béquilles / *Struts accessories*

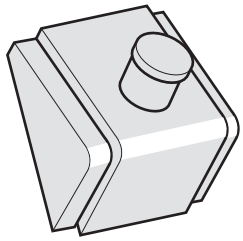

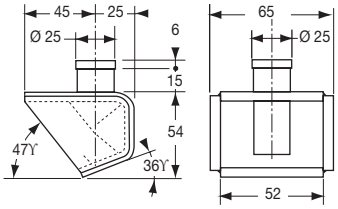

Contre-palier simple, acier soudé brut.
Simplec counter bearing, welded untreated steel.

Référence *Reference*	Kg
3644242S	0,9

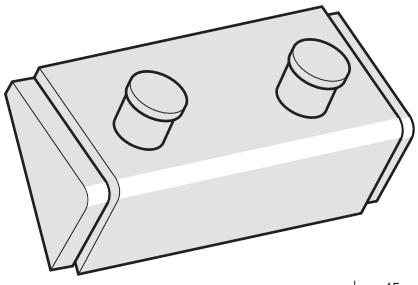

Contre-palier double, acier soudé brut.
Counter bearing, welded untreated steel.

Référence *Reference*	Kg
3644241S	1,3

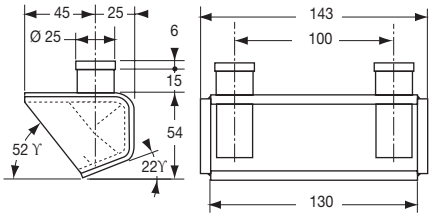

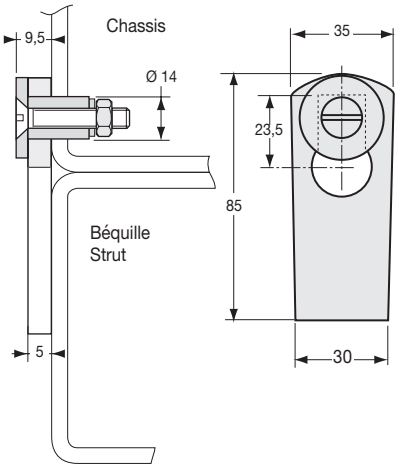

Dispositif anti-chute, acier bichromaté.
Anti-fall device, chromated steel.

Référence *Reference*	Kg	
3644244S	0,2	4

Escabeaux / *Pullout ladder*

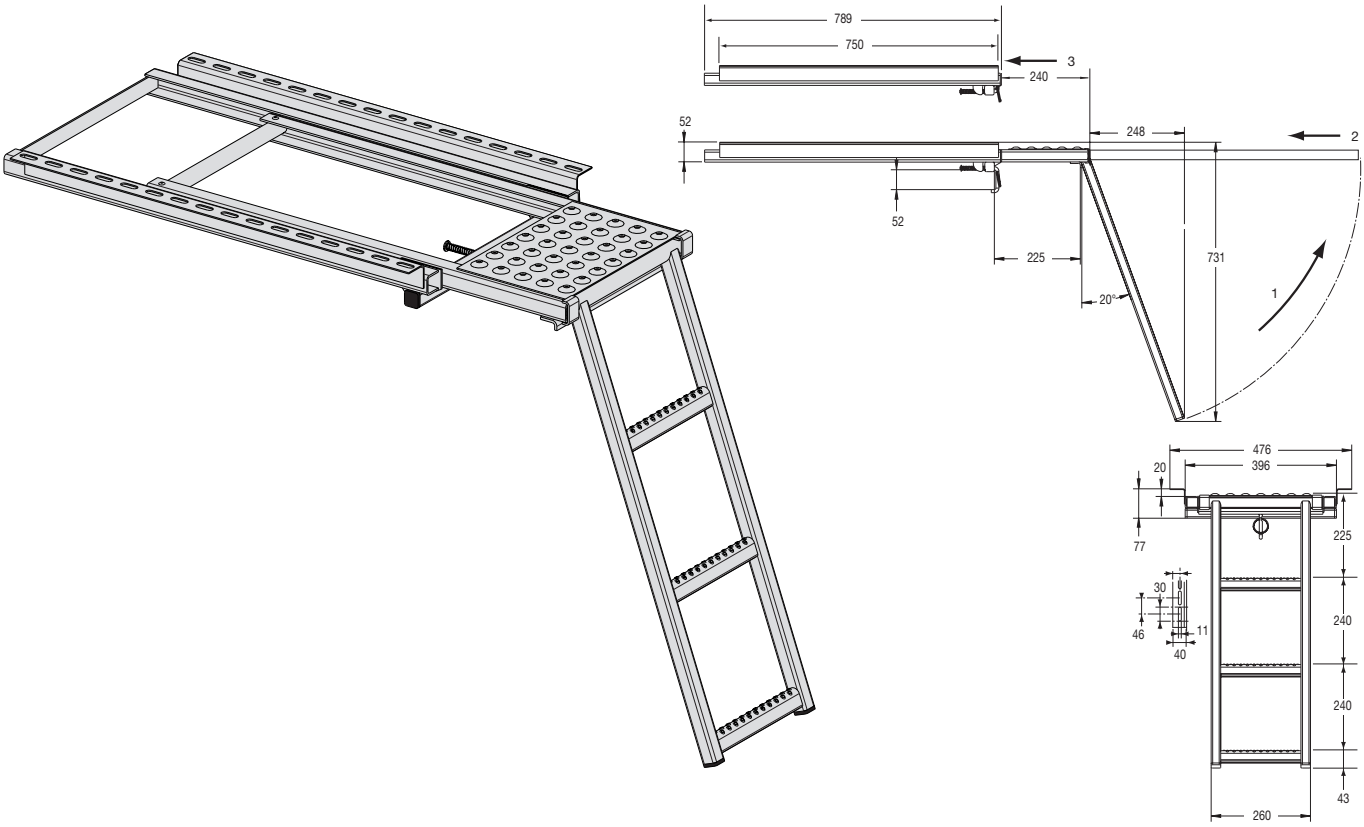

Escabeau téléscopique 4 marches, acier galvanisé, avec plate-forme et blocage en position repliée.
Galvanised steel 4 folding step with platform, can be locked in folded position.

Référence *Reference*	Kg
3943958	13,5

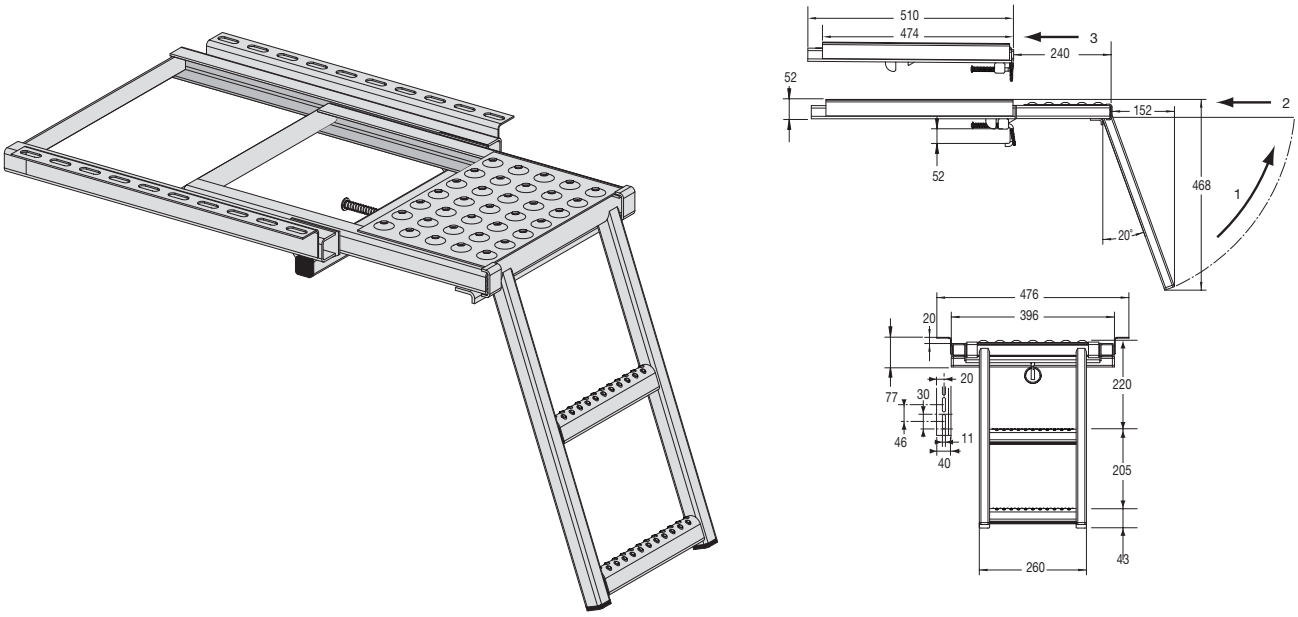

Escabeau téléscopique 3 marches, acier galvanisé, avec plate-forme et blocage en position repliée.
Galvanised steel 3 folding steps with platform, can be locked in folded position.

Référence *Reference*	Kg
3943957	8,4

Escabeaux / *Pullout ladder*

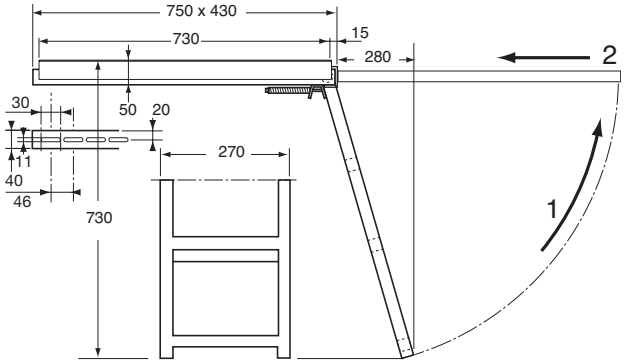

Escabeau escamotable, 3 marches, acier galvanisé, blocage en position repliée par verrou.
Galvanised steel folding step, 3 steps, can be locked in folded position with bolt.

Référence *Reference*	Kg
3943956	7

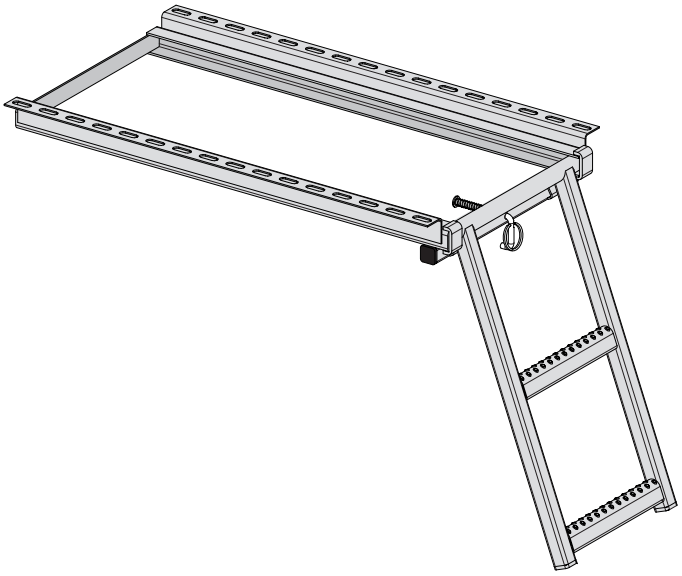

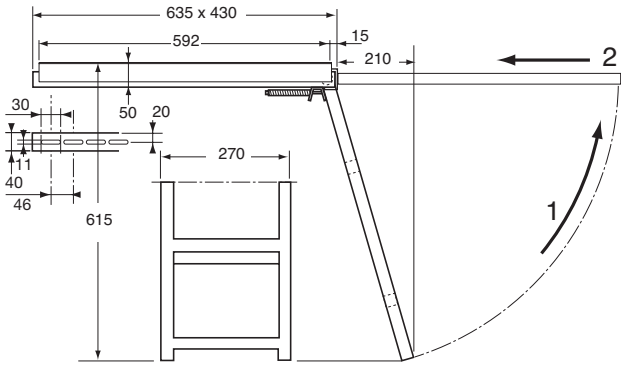

Escabeau escamotable, 2 marches, acier galvanisé, blocage en position repliée par verrou.
Galvanised steel folding step, 2 steps, can be locked in folded position with bolt.

Référence *Reference*	Kg
3943955	5,2

Escabeaux / *Pullout ladder*

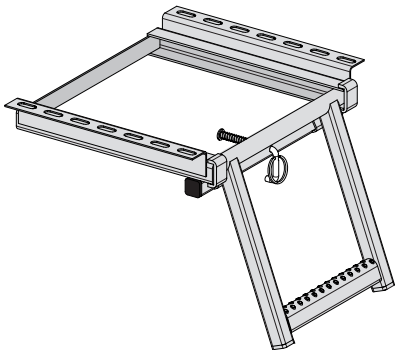

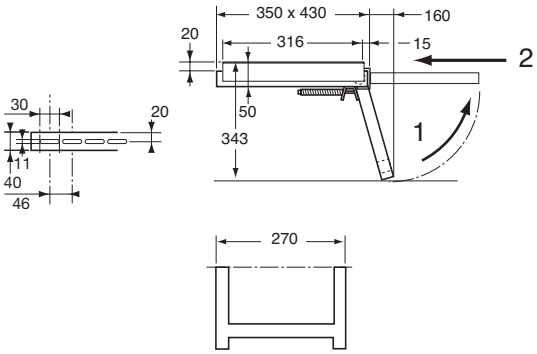

Escabeau escamotable, 1 marche, acier galvanisé, blocage en position repliée par verrou.
Galvanised steel folding step, 1 step, can be locked in folded position with bolt.

Référence *Reference*	Kg
3943948	4,9

Marchepieds / *Steps*



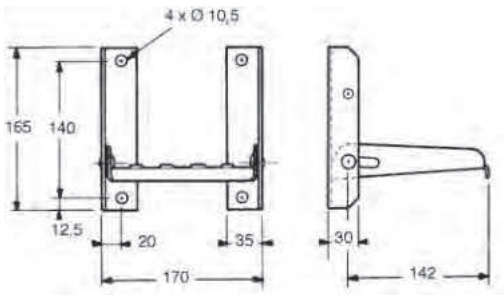

Marchepied petit modèle, acier galvanisé.
Galvanized steel small folding step.

Référence *Reference*	Kg
3943951GA	1,13

Marchepieds / *Steps*



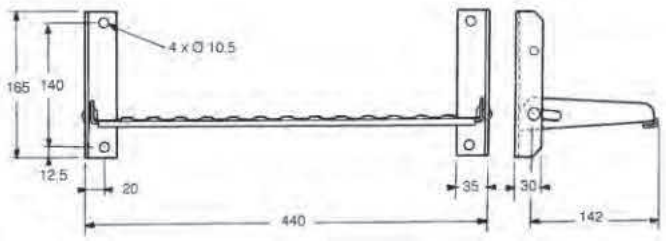

Marchepied grand modèle, acier zingué.
Zinc plated steel large folding step.

Référence *Reference*	Kg
3943952	2,2

EASY STEP

Kit marchepied avec joues adaptées aux véhicules en acier galvanisé, profil aluminium avec embouts caoutchouc.
Kit rear step with supports adapted to the vehicles, galvanized steel, aluminium profile with rubber caps.

Référence *Reference*	Kg	Pour *For*	Type *Type*	Finition *Finish*
3943ES1A	13	*SPRINTER CRAFTER*	1	Aluminium anodisé (e) *Anodized aluminium*
3943ES2A	13	NEW DAILY TRANSIT	2	Aluminium anodisé (e) *Anodized aluminium*
3943ES3A	13	MASTER MOVANO NV 400	3	Aluminium anodisé (e) *Anodized aluminium*
3943ES4A	13	DUCATO JUMPER BOXER	4	Aluminium anodisé (e) *Anodized aluminium*



Échelles / *Ladders*

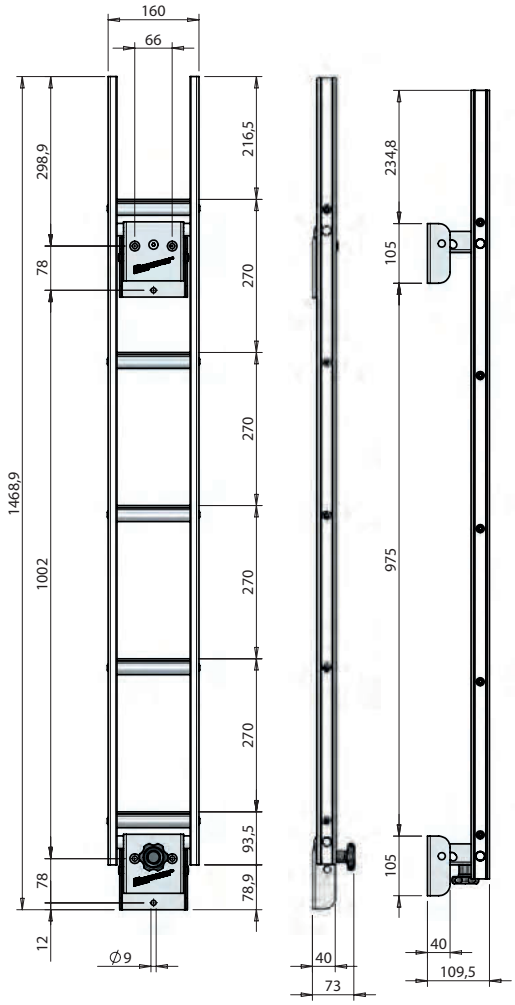

Échelle de service repliable avec marches antidérapantes.
Folding service ladder with anti-slip rungs.

Référence *Reference*	Kg
352110647	5,5

Kit poignée de verrouillage pour échelle de service repliable.
Fixing kit knob with nut for service ladder.

Référence *Reference*	Kg
352110710	0,06

L'ensemble des spécifications apportées sur les photos, dessins et schémas ne sont pas contractuels, et sont donnés à titre indicatif.

Nous nous réservons la possibilité d'apporter, sans préavis, sur l'ensemble de nos articles,
les modifications nécessaires pouvant contribuer à une amélioration.
Aucune reproduction du catalogue, même partielle, ne peut être faite sans l'accord de la société **POMMIER**.
Ce catalogue a été réalisé sous la direction du service Produits Marketing.

The whole specifications on photography, drawings and diagrams are not contractual, and are given as an indication.

The whole specifications on photography, drawings and diagrams are not contractual, and are given as an indication.
We reserve the right to modify any or all of our products, since these modifications are often required to introduce improvements.
No right is granted to reproduce this catalogue in part or in whole.
This catalogue was published by the Product Marketing Unit.

Notes - *Notes*

Notes - *Notes*

Notes - *Notes*

Notes - *Notes*

POMMIER

SIÈGE SOCIAL
HEADQUARTERS

POMMIER FRANCE

NOUS CONTACTER / CONTACT US

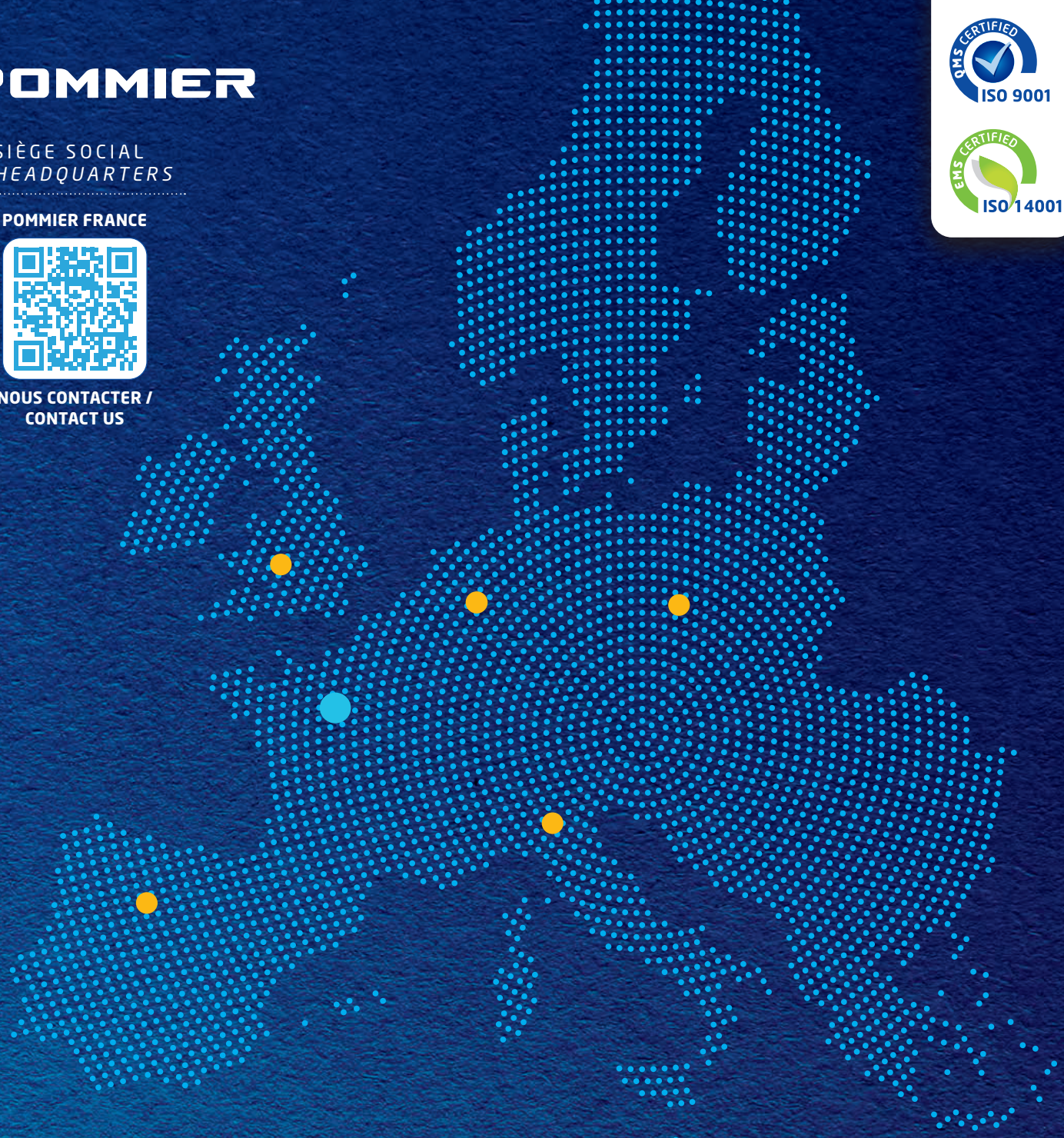

www.pommier.eu

FILIALES COMMERCIALES
SALES SUBSIDIARIES

POMMIER DEUTSCHLAND GmbH
Bahnstraße 3
50126 Bergheim
DEUTSCHLAND
Tel. +49 (0)69 86798019
deutschland@pommier.eu
www.pommier.de

POMMIER ITALIA
Via Carlo Marx, 67
42124 Reggio Emilia
ITALIA
Tel. +39 0522 49 12 11
italia@pommier.eu
www.pommier.it

POMMIER ESPAÑA
Calle Plomo, 4 - Parcela 9 - Nave 2B
Polígono San Cristóbal
47012 Valladolid
ESPAÑA
Tel. +34 93 818 18 81
espana@pommier.eu
www.pommier.es

POMMIER POLSKA
ul. Dawldowska 8,
Zgorzala
05-500 Plaseczno
POLSKA
Tel. +48 22 330 60 60
polska@pommier.eu
www.pommier.pl

POMMIER UK
Unit L, Key Industries Park
Fernside Road, Wednesfield
Wolverhampton WV13 3YA
ENGLAND
Tel. +44 (0)1902 731106
uk@pommier.eu
www.pommier.eu

ATTELAGES *COUPLINGS* · PROTECTIONS *PROTECTION* · FIXATIONS *FIXINGS* · OUVRANTS *OPENINGS* · ÉCLAIRAGES *LIGHTING* · ACCESSOIRES SOUS-CHÂSSIS *SUB-FRAME ACCESSORIES* · COMPLÉMENTS CARROSSERIE *ADDITIONAL BODYWORK ACCESSORIES*